



US00D388573S

United States Patent [19]

[11] Patent Number: **Des. 388,573**

Rostron

[45] Date of Patent: ****Dec. 30, 1997**

[54] **GRILL CLEANING TOOL**

[76] Inventor: **Dan Rostron**, 2493 Victoria Park Cir.,
Riverton, Utah 84065

[**] Term: **14 Years**

[21] Appl. No.: **54,331**

[22] Filed: **May 9, 1996**

[51] LOC (6) Cl. **08-05**

[52] U.S. Cl. **D32/49**

[58] Field of Search D32/35, 46, 49;
15/236.01, 236.04, 236.09, 104.03, 104.04;
D8/14

[56] **References Cited**

U.S. PATENT DOCUMENTS

- D. 235,965 7/1975 Grinnell D32/49
- D. 236,073 7/1975 Monagle D32/49 X
- D. 303,027 8/1989 Gray D32/40 X
- D. 304,892 12/1989 Bevilacqua D8/14
- D. 313,682 1/1991 Marin et al. D32/49

- D. 341,528 11/1993 Yamanashi D8/14
- D. 362,381 9/1995 Wilson D8/14
- D. 363,150 10/1995 Boyer D32/35
- 4,214,342 7/1980 Amundsen 15/236.01

Primary Examiner—Susan J. Lucas
Assistant Examiner—Cynthia Ramirez
Attorney, Agent, or Firm—Thorpe North & Western, LLP

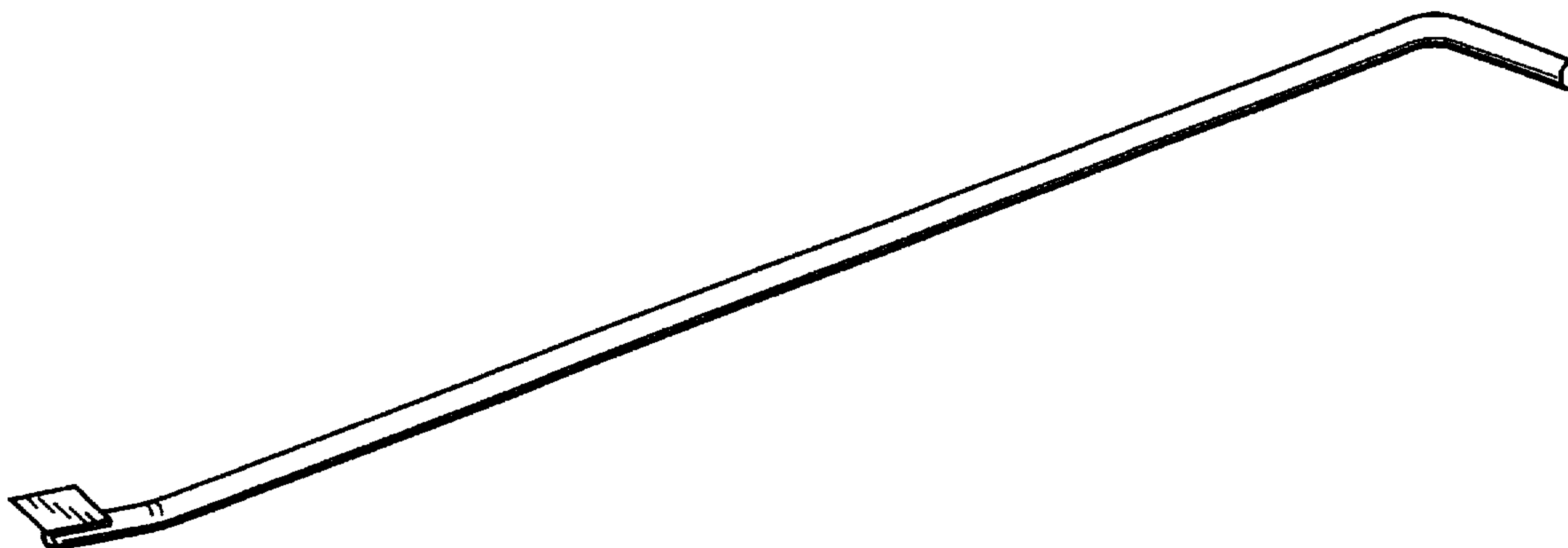
[57] **CLAIM**

The ornamental design for a grill cleaning tool, as shown and described.

DESCRIPTION

FIG. 1 is a left perspective view of the grill cleaning tool showing my new design;
FIG. 2 is a bottom view thereof;
FIG. 3 is a top view thereof;
FIG. 4 is a left side view thereof;
FIG. 5 is a right side view thereof;
FIG. 6 is a front end view thereof; and,
FIG. 7 is a back end view thereof.

1 Claim, 2 Drawing Sheets



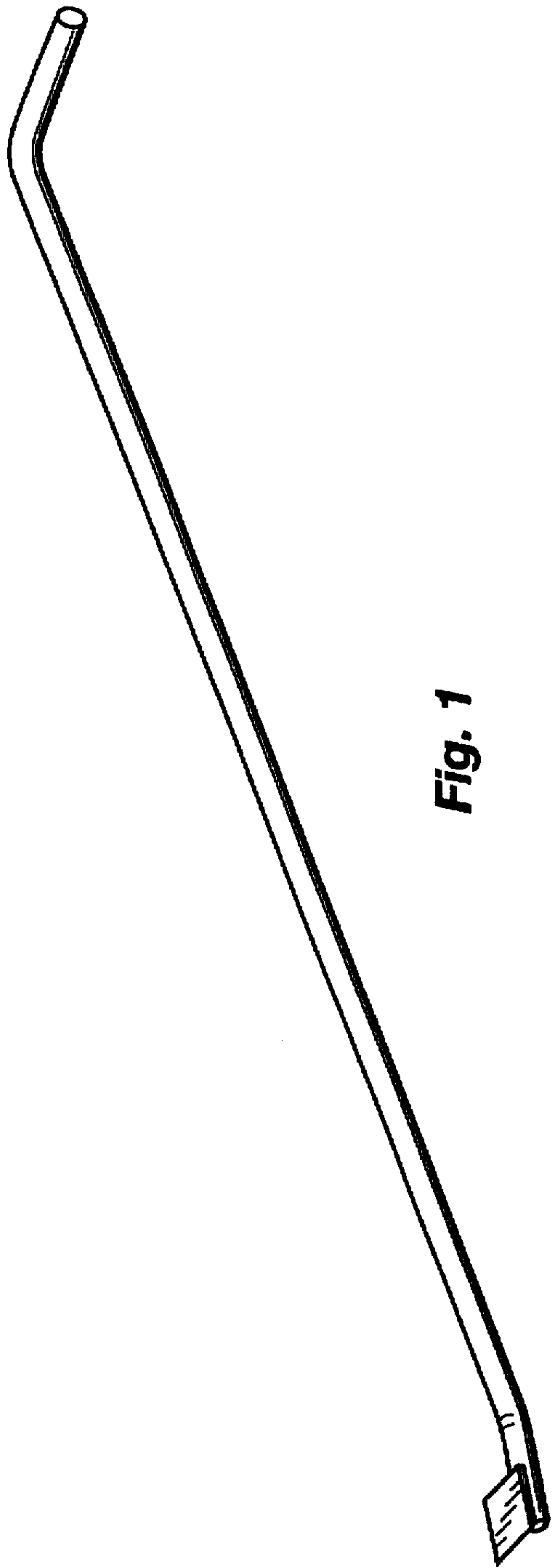


Fig. 1

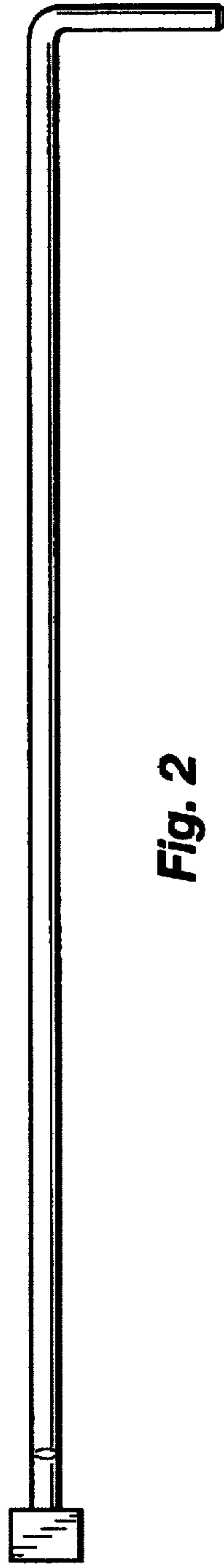


Fig. 2




Fig. 3




Fig. 4

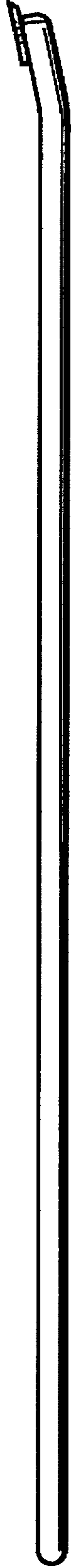


Fig. 5



Fig. 6



Fig. 7