



US00D388571S

United States Patent [19]

Campbell

[11] Patent Number: **Des. 388,571**

[45] Date of Patent: ****Dec. 30, 1997**

[54] **COMBINED FLOOR SCRAPER AND SCRUBBER**
[76] Inventor: **Richard W. Campbell**, Halifax Mobile Home Estates, 6 Parkwood Dr., Halifax, Mass. 02338-1505

[**] Term: **14 Years**

[21] Appl. No.: **60,841**

[22] Filed: **Oct. 8, 1996**

[51] LOC (6) Cl. **08-05**

[52] U.S. Cl. **D32/42; D32/51; D32/48**

[58] Field of Search **D32/40, 41, 42, D32/46, 47, 48; 15/111, 236.01, 237, 244.1, 244.4, 105, 106, 107, 114, 115, 117, 121; D28/63; D4/138, 118, 116, 119, 120**

[56] **References Cited**

U.S. PATENT DOCUMENTS

D. 235,411	6/1975	Savage	D7/179
D. 236,072	7/1975	Tsang	D32/41
D. 247,543	3/1978	Savage	D4/118
D. 282,604	2/1986	Whitaker	D4/118
D. 291,029	7/1987	Purvis et al.	D4/118

D. 305,962	2/1990	Ibanez	D32/47 X
D. 307,981	5/1990	Saunders	D4/118
D. 345,653	4/1994	Joyner et al.	D4/138
D. 358,491	5/1995	Hoagland	D32/42 X
D. 366,962	2/1996	Whitaker	D32/42 X
2,980,936	4/1961	Snow et al.	..	
2,981,964	5/1961	Downing	.	
3,947,913	4/1976	Nelson	15/111
4,517,700	5/1985	Pinto	15/111 X
5,479,673	1/1996	Carton	D32/42 X
5,502,857	4/1996	Jubenville	15/111

Primary Examiner—Susan J. Lucas
Assistant Examiner—Cynthia E. Ramirez

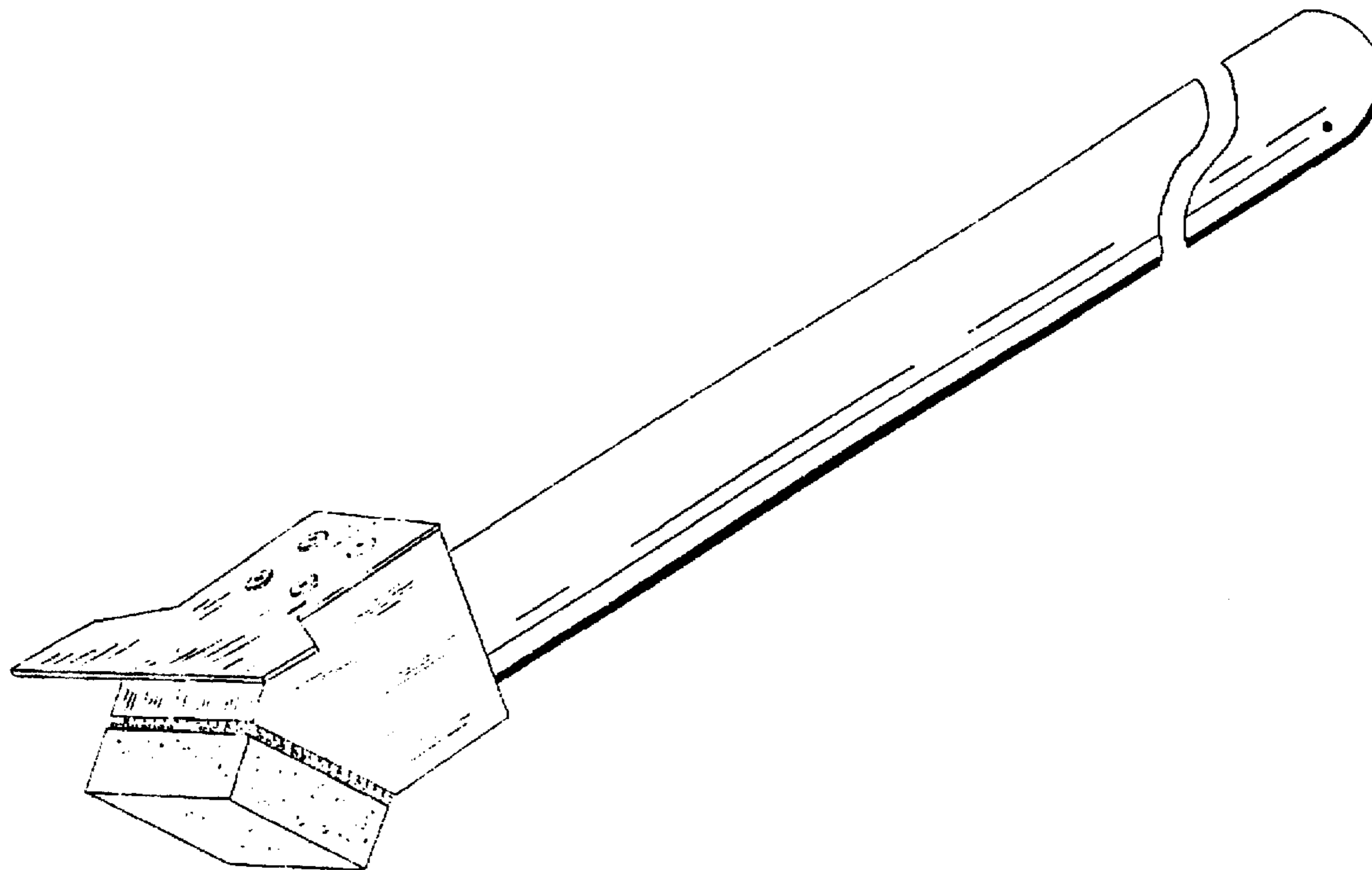
[57] **CLAIM**

The ornamental design for a combined floor scraper and scrubber, as shown and described.

DESCRIPTION

FIG. 1 is a left side view;
FIG. 2 is a bottom view;
FIG. 3 is a top view; and,
FIG. 4 is a perspective view.
The handle in the figures is shown broken away for convenience of illustration.

1 Claim, 1 Drawing Sheet



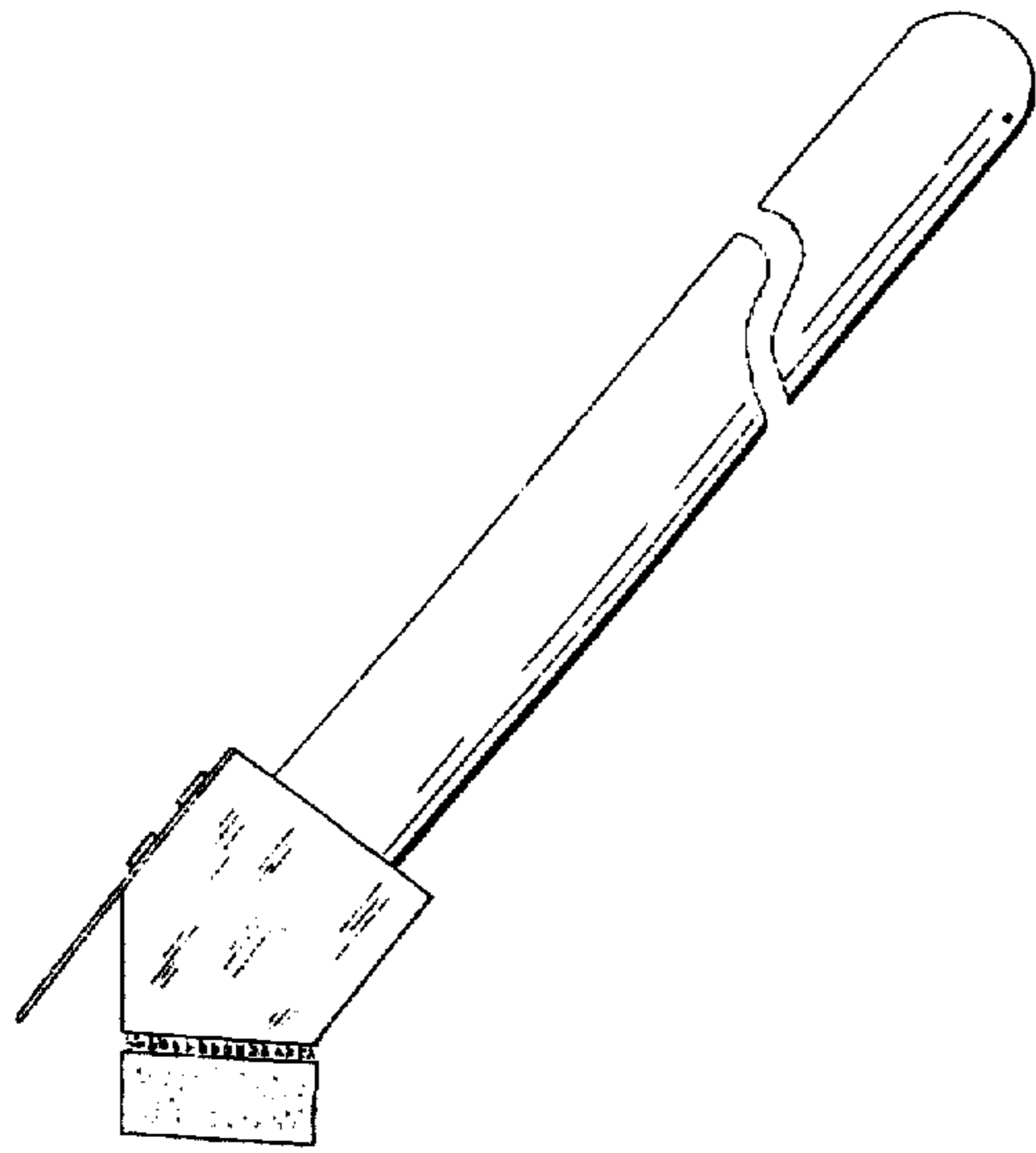


FIG. 1

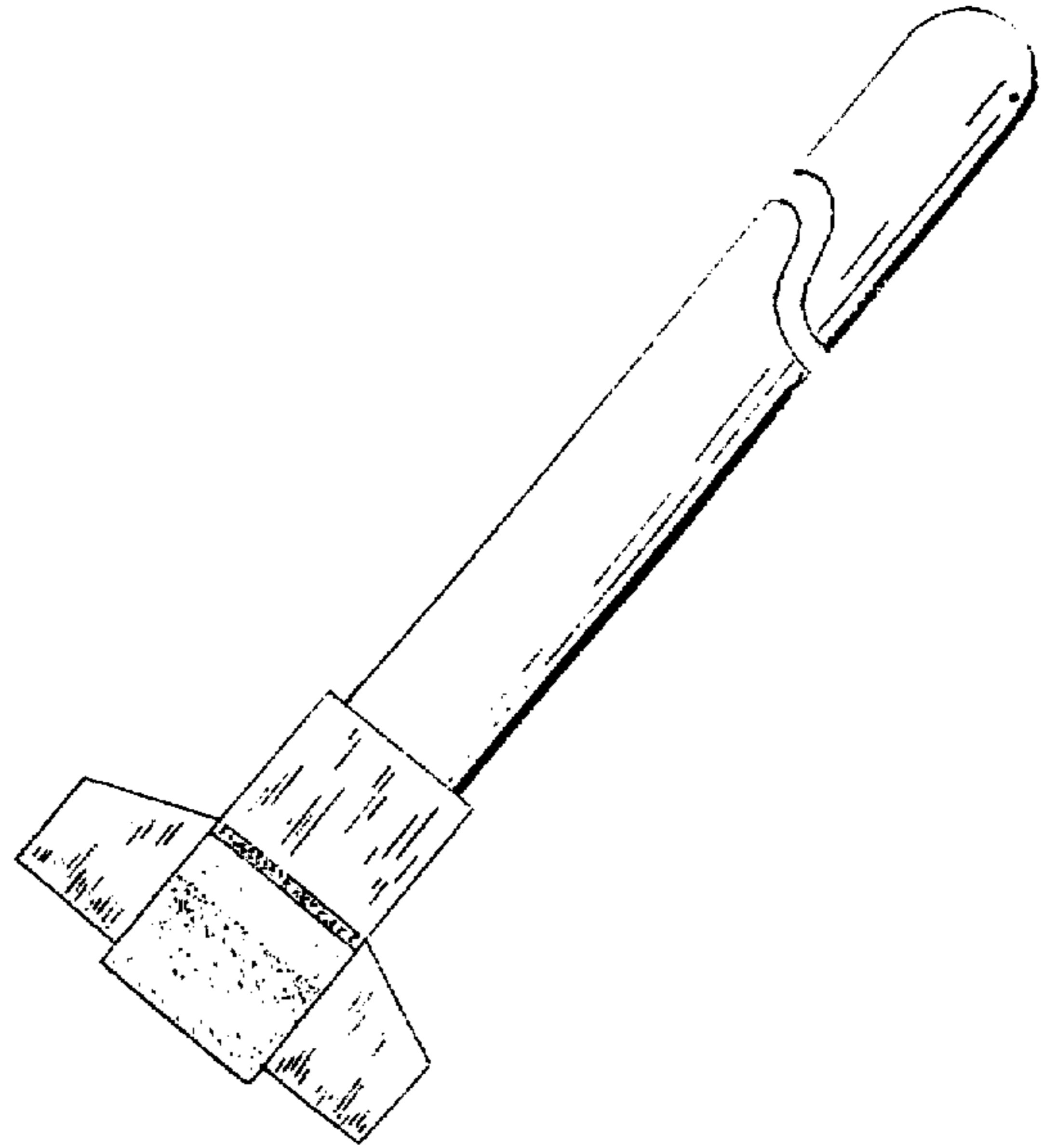


FIG. 2

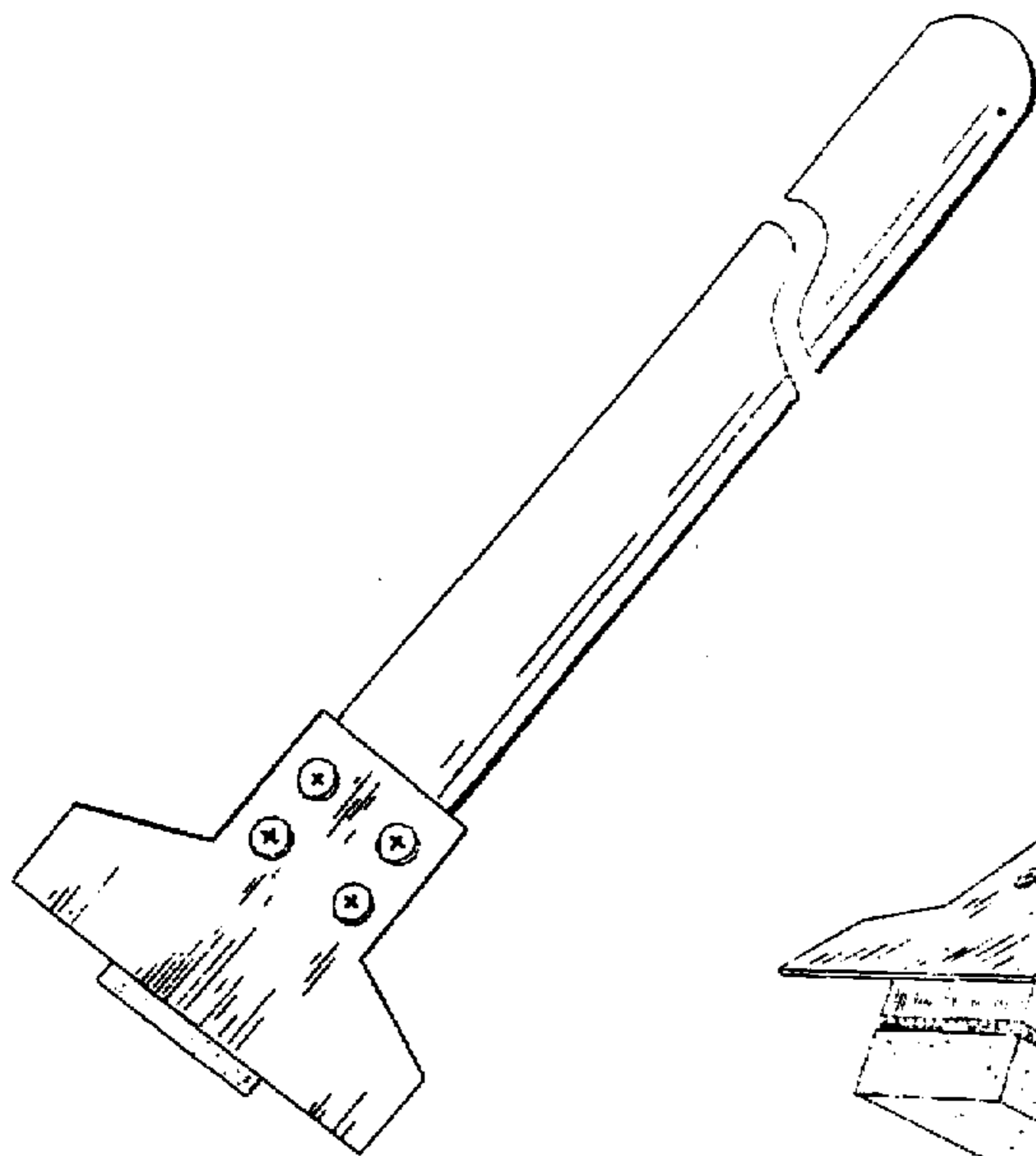


FIG. 3

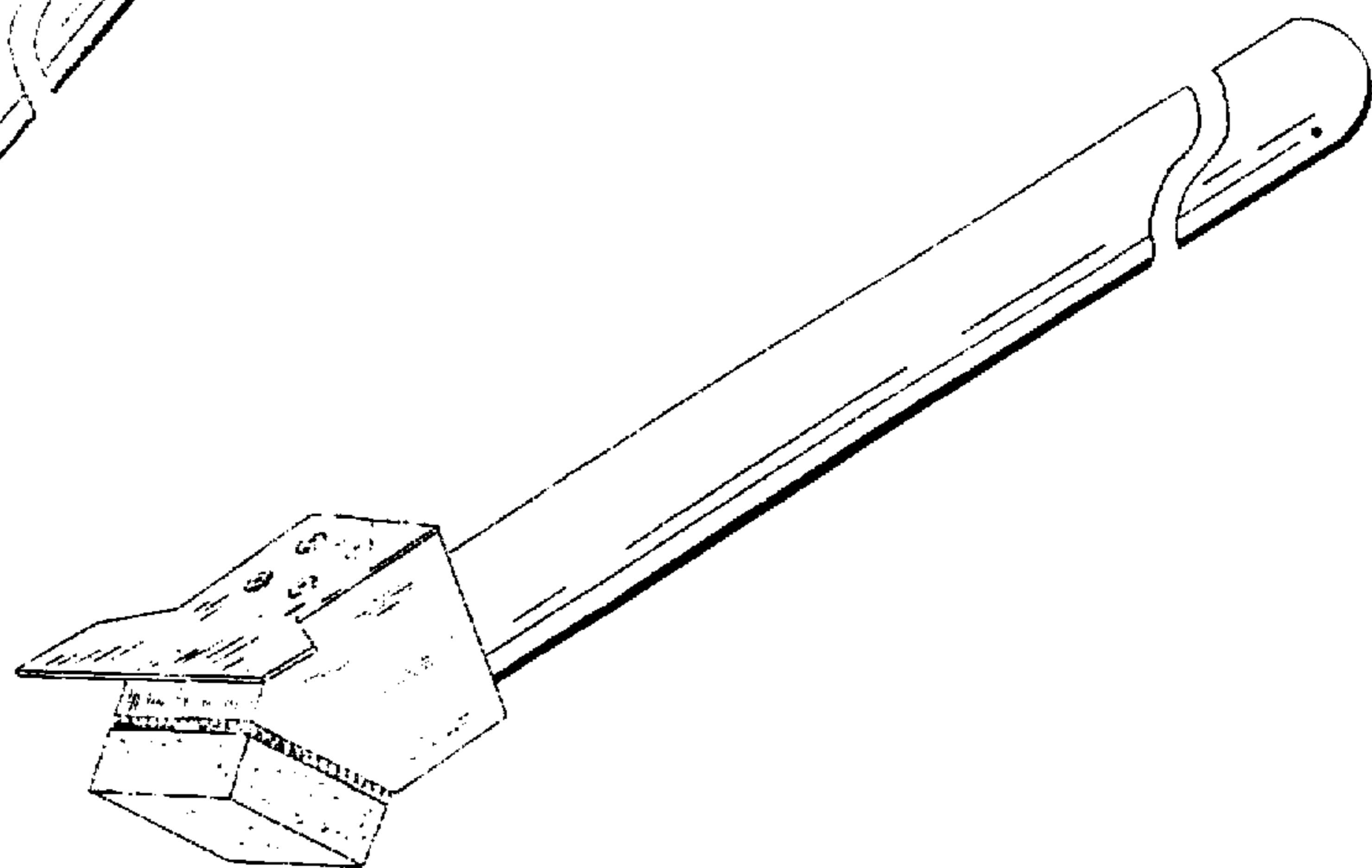


FIG. 4