



US00D388543S

United States Patent [19]

Eguchi et al.

[11] Patent Number: Des. 388,543

[45] Date of Patent: **Dec. 30, 1997

[54] COMBINED NOSE HAIR TRIMMER AND TOP CAP

[75] Inventors: **Kyoko Eguchi**, Kanagawa-ken; **Shinji Yamamoto**, Osaka-fu, both of Japan

[73] Assignee: **Matsushita Electric Works, Ltd.**, Osaka-fu, Japan

[**] Term: 14 Years

[21] Appl. No.: 66,496

[22] Filed: Feb. 18, 1997

[51] LOC (6) Cl. 28-03

[52] U.S. Cl. D28/53

[58] Field of Search D28/50, 52, 53;
30/29.5, 34.05, 43, 43.4, 43.5, 43.6, 42,
45

[56] **References Cited**

U.S. PATENT DOCUMENTS

D. 339,212	9/1993	Carleton	D28/53
D. 368,984	4/1996	Nakashima et al.	D28/53
2,243,441	5/1941	Russell	30/43.2
2,592,198	4/1952	Seelet et al.	30/43.5
2,680,289	6/1954	Ferraro	30/29.5

Primary Examiner—Terry A. Wallace
Assistant Examiner—C. Tuttle

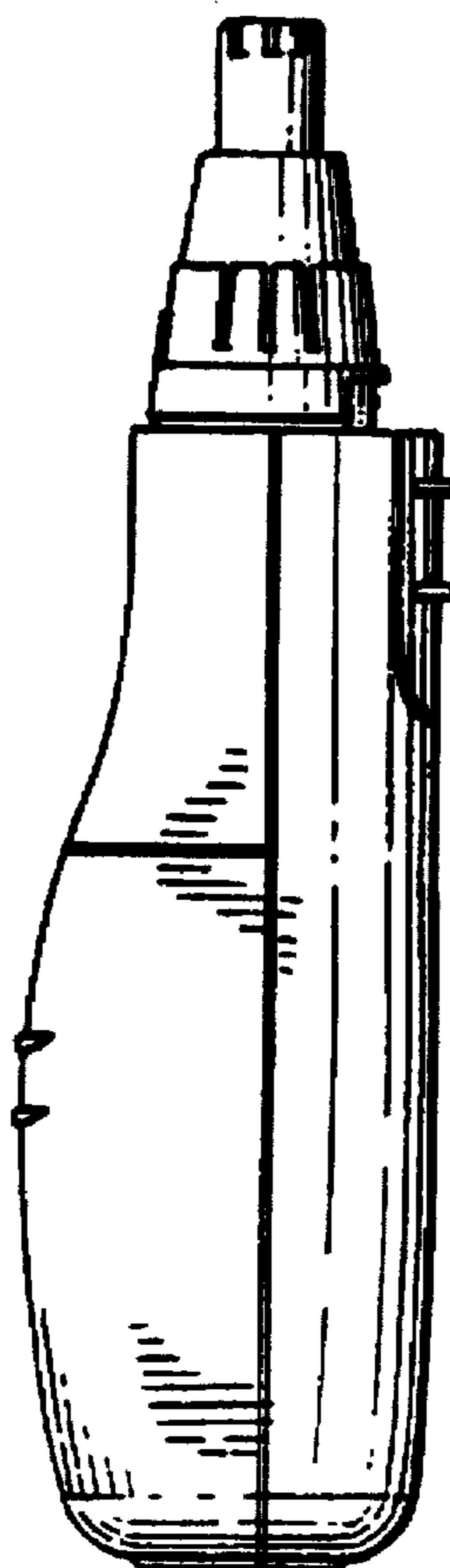
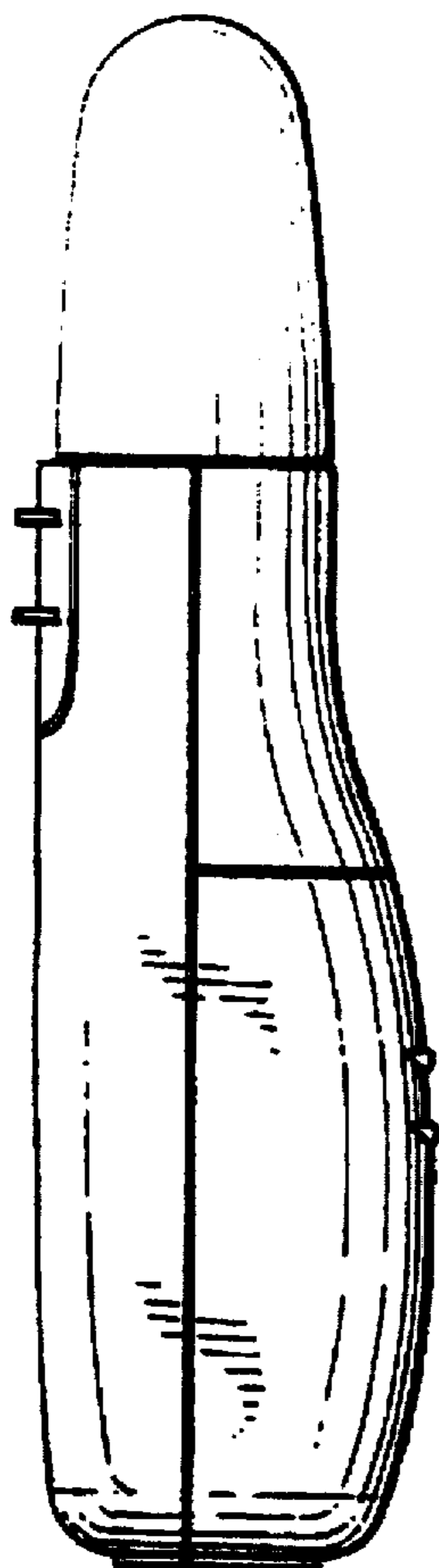
[57] **CLAIM**

The ornamental design for a combined nose hair trimmer and top cap, as shown and described.

DESCRIPTION

FIG. 1 is a front elevational view of our new design invention for a combined nose hair trimmer and top cap showing the end cap in place;
 FIG. 2 is a rear elevational view thereof;
 FIG. 3 is a right side elevational view thereof; the left side elevational view is a mirror image thereof;
 FIG. 4 is a top plan view thereof;
 FIG. 5 is a bottom plan view thereof;
 FIG. 6 is a left side elevational view of the nose hair trimmer shown in FIG. 1, but with the top cap removed for a complete disclosure of the trimmer; the right side elevational view is a mirror image thereof;
 FIG. 7 is a front elevational view, similar to FIG. 1, but with the top cap removed;
 FIG. 8 is a rear elevational view, similar to FIG. 2, but with the top cap removed; and,
 FIG. 9 is a top plan view of FIG. 7.

1 Claim, 2 Drawing Sheets



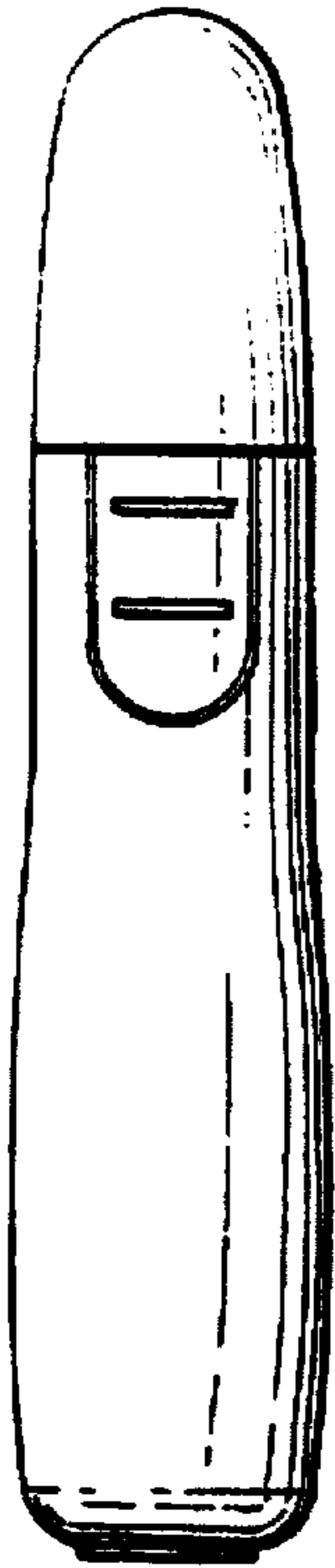


FIG. 1




FIG. 2

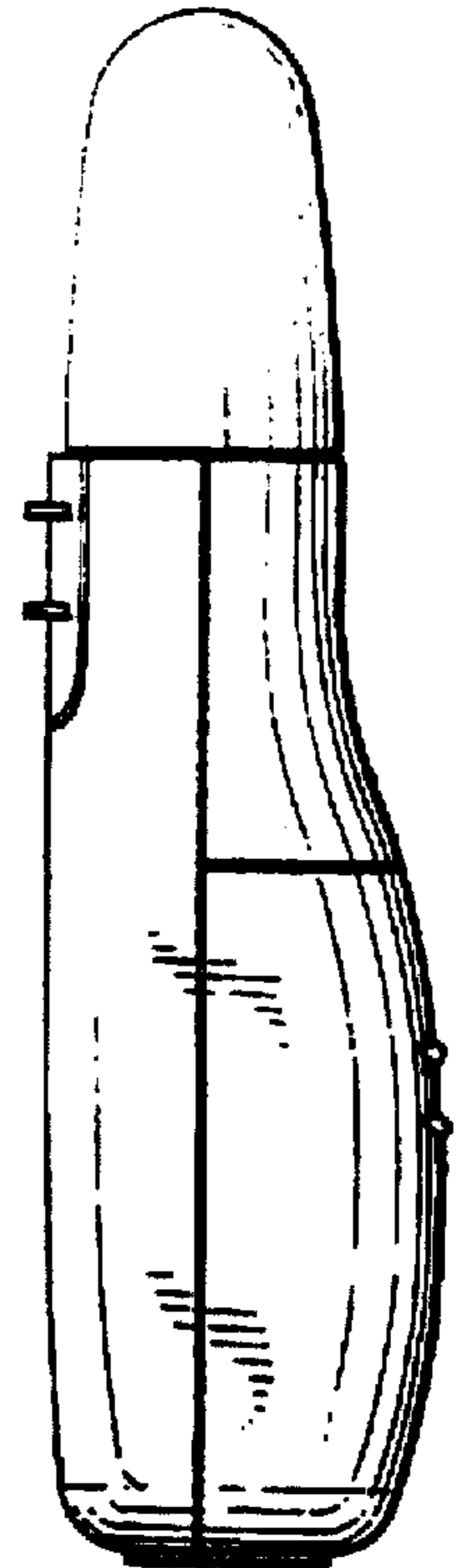


FIG. 3

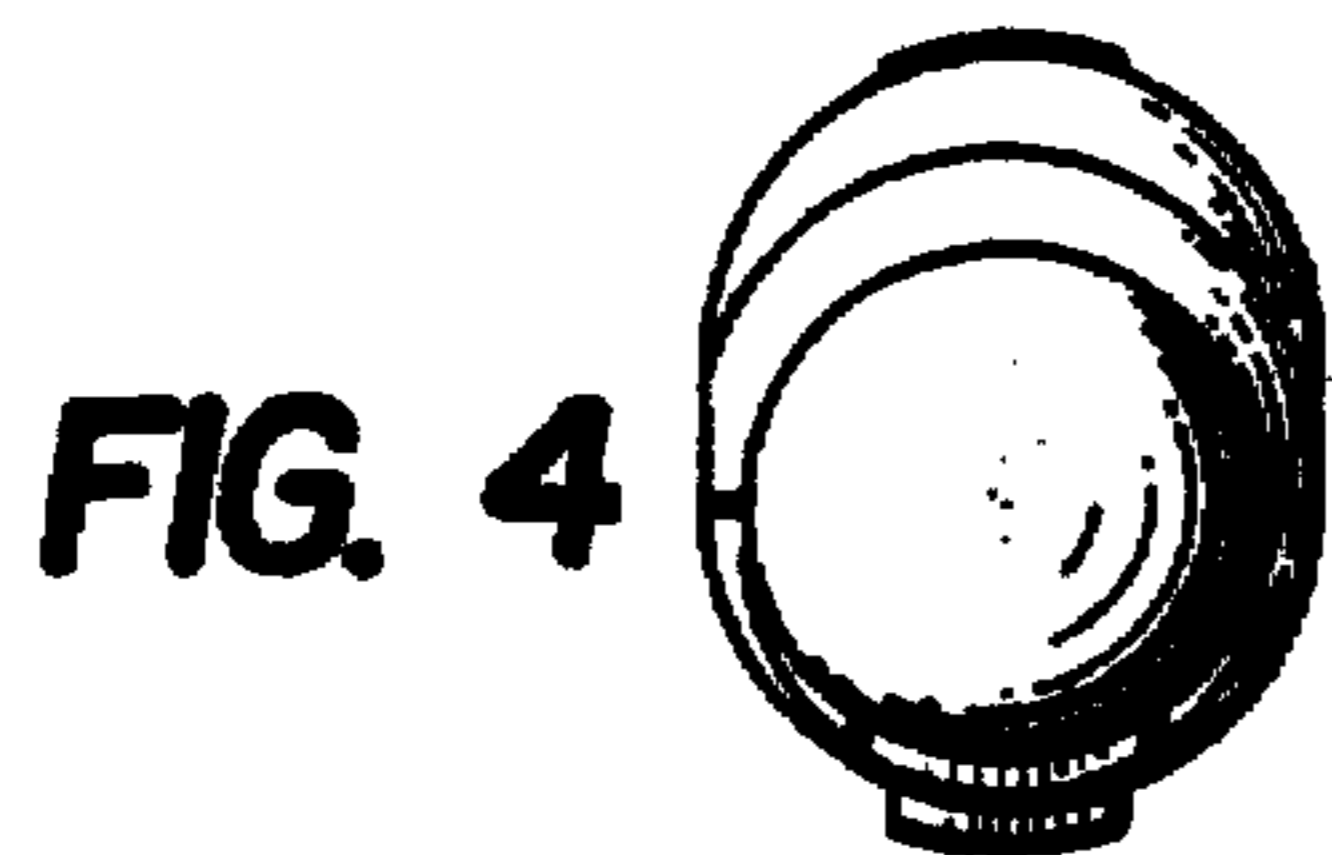


FIG. 4



FIG. 5

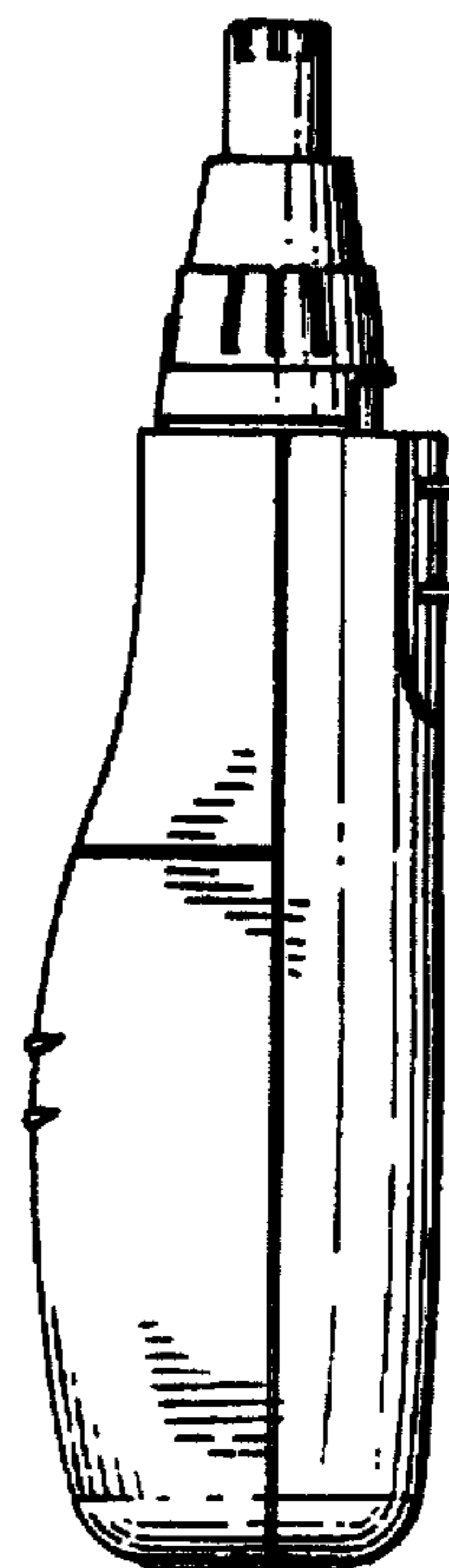


FIG. 6

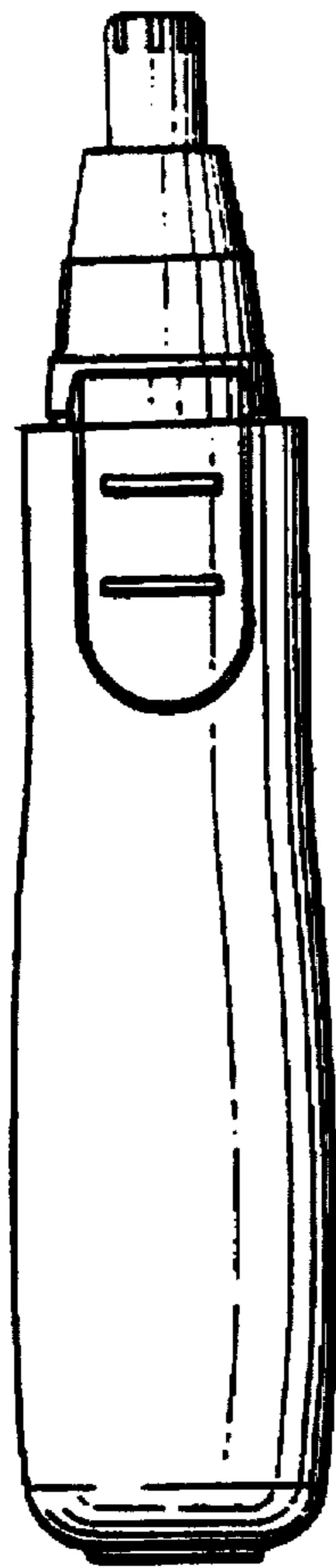


FIG. 7




FIG. 8

FIG. 9

