



US00D388524S

United States Patent [19]

Shiau

[11] Patent Number: **Des. 388,524**

[45] Date of Patent: ****Dec. 30, 1997**

[54] **FLASHLIGHT**

D. 364,935 12/1995 DeBlois D26/43
D. 374,734 10/1996 Esposito D26/43

[76] Inventor: **Shoei-Shuh Shiau**, No. 10, Alley 1,
Lane 551, Sec. 1, Wan-Shou Rd.,
Guei-Shan Hsiang, Tao-Yuan Hsien,
Taiwan

Primary Examiner—Marcus A. Jackson
Attorney, Agent, or Firm—Darby & Darby

[**] Term: **14 Years**

[57] **CLAIM**

The ornamental design for flashlight, as shown and described.

[21] Appl. No.: **60,476**

DESCRIPTION

[22] Filed: **Sep. 30, 1996**

[51] LOC (6) Cl. **26-02**

[52] U.S. Cl. **D26/43**

[58] Field of Search D26/37-50; 362/157,
362/158, 184, 188, 189, 191, 198, 200,
202, 362, 396

FIG. 1 is a perspective view of flashlight showing my new design with the tube broken away in the center portion to indicate indeterminate length;

FIG. 2 is a front elevational view thereof;

FIG. 3 is a rear elevational view thereof;

FIG. 4 is a left side elevational view thereof;

FIG. 5 is a right side elevational view thereof;

FIG. 6 is a top plan view thereof;

FIG. 7 is a bottom plan view thereof; and,

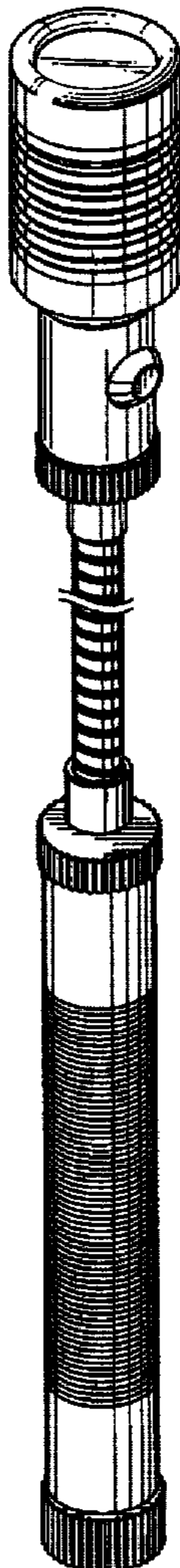
FIG. 8 is a perspective view when in use.

[56] References Cited

U.S. PATENT DOCUMENTS

D. 152,584 2/1949 Becker D26/43
D. 192,935 5/1962 Becker et al. D26/43
D. 290,405 6/1987 Johns D26/43

1 Claim, 5 Drawing Sheets



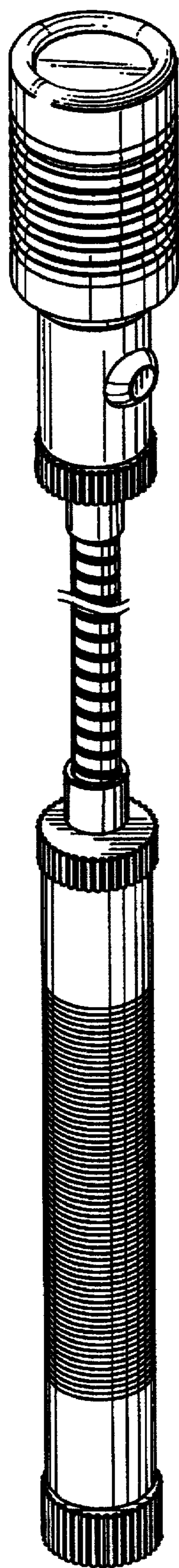


FIG. 1

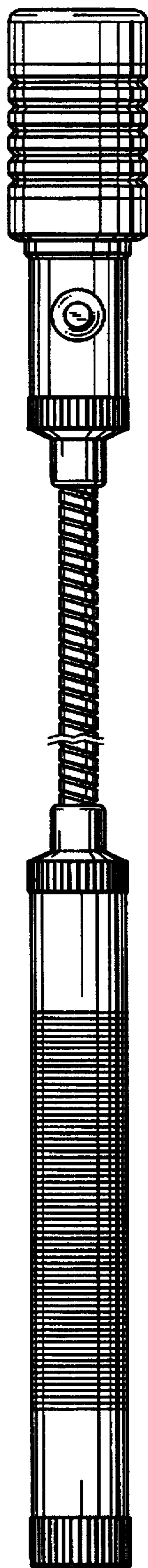


FIG. 2

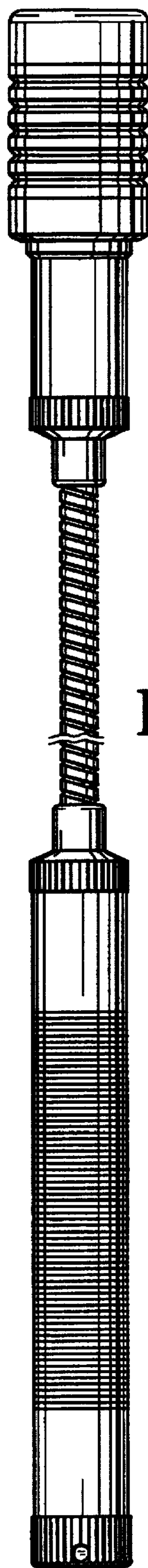


FIG. 3

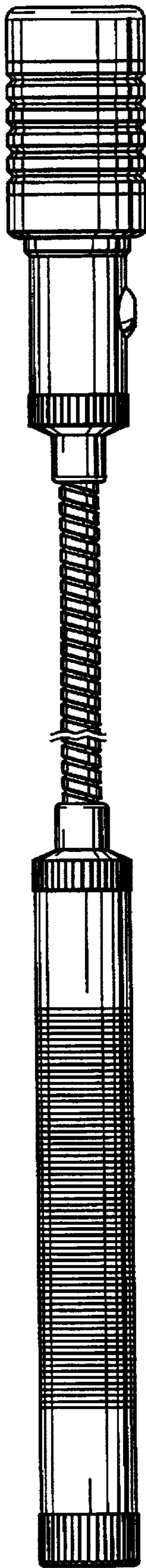


FIG. 4

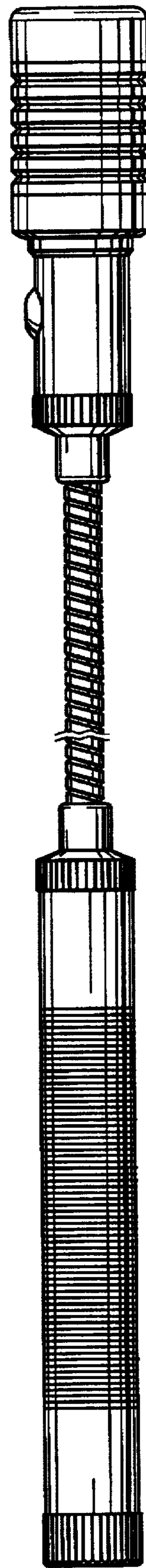


FIG. 5

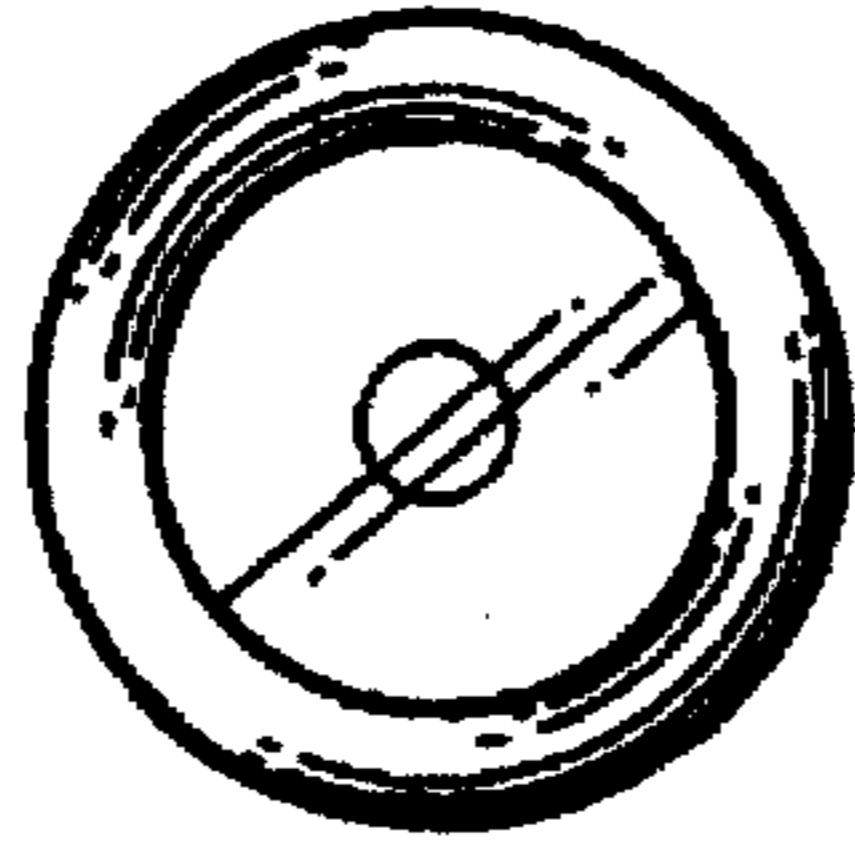


FIG. 6

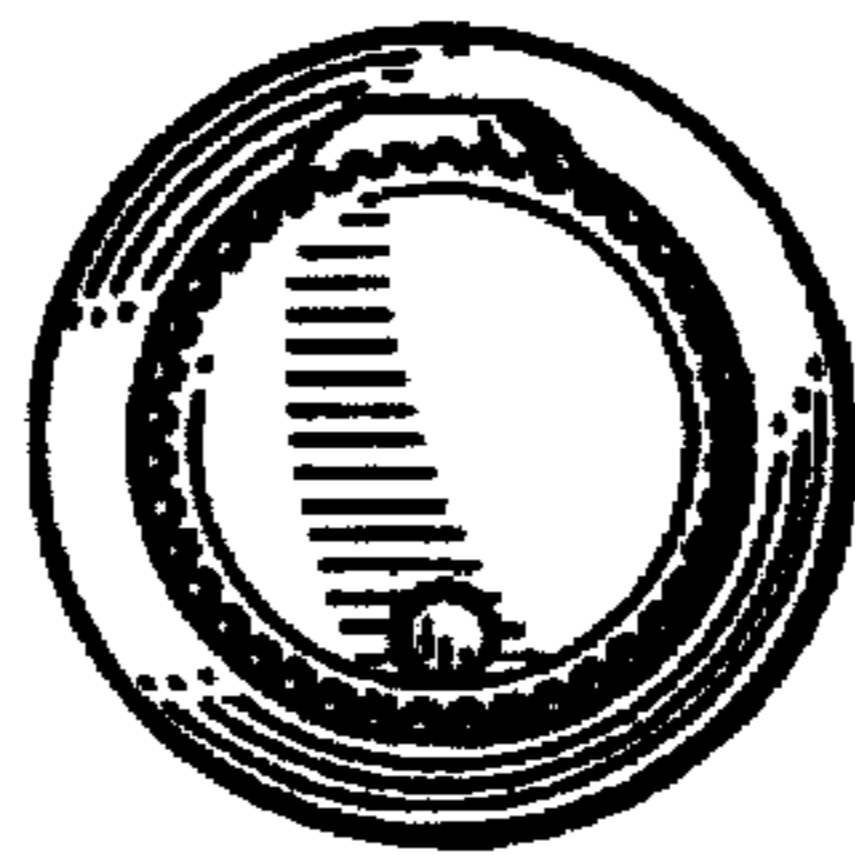


FIG. 7

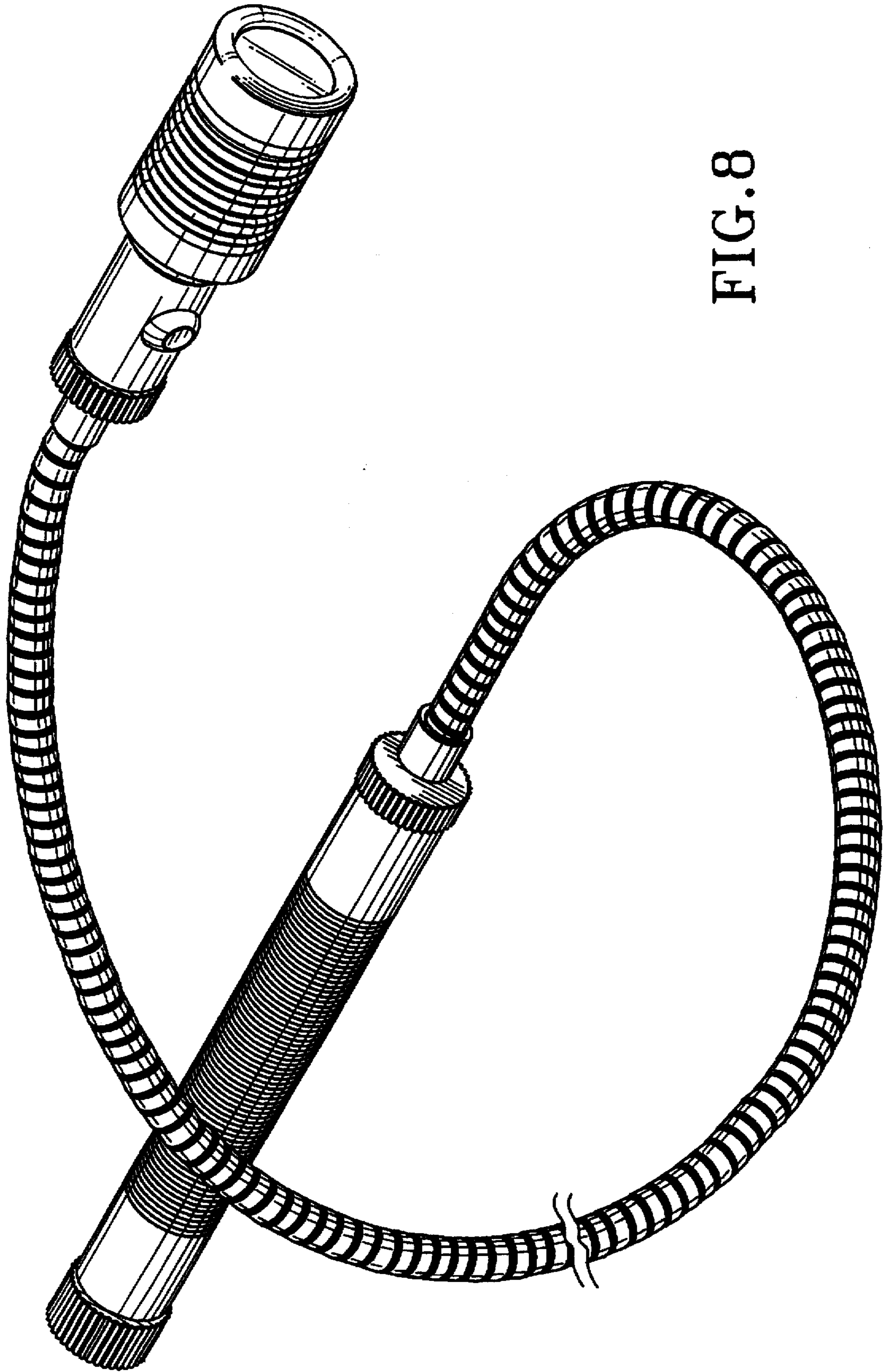


FIG. 8