

US00D388519S

United States Patent [19]

[11] Patent Number: **Des. 388,519**

Skiffington et al.

[45] Date of Patent: ****Dec. 30, 1997**

[54] **POCKET-SIZE SANITATION TEST KIT**

5,266,266	11/1993	Nason	604/2 X
5,425,915	6/1995	Phillips et al.	604/2 X
5,554,151	9/1996	Hinchliffe	606/1

[75] Inventors: **Richard Skiffington, Everett; Eliezer Zomer, Newton, both of Mass.**

OTHER PUBLICATIONS

[73] Assignee: **Charm Sciences, Inc., Malden, Mass.**

IDEXX Laboratories "Lighting Proves It's Clean", 8 pp. 1994.

[**] Term: **14 Years**

Primary Examiner—Stella Reid
Attorney, Agent, or Firm—Richard P. Crowley

[21] Appl. No.: **52,316**

[57] CLAIM

[22] Filed: **Apr. 2, 1996**

The ornamental design for a pocket-size sanitation test kit, as shown and described.

Related U.S. Application Data

DESCRIPTION

[63] Continuation-in-part of Ser. No. 45,558, Oct. 24, 1995, abandoned.

[51] LOC (6) CL **24-02**

[52] U.S. Cl. **D24/223**

[58] Field of Search D24/223, 224, D24/216, 219; 604/1, 2; 206/361, 36, 15.3, 210, 569; 422/58, 61

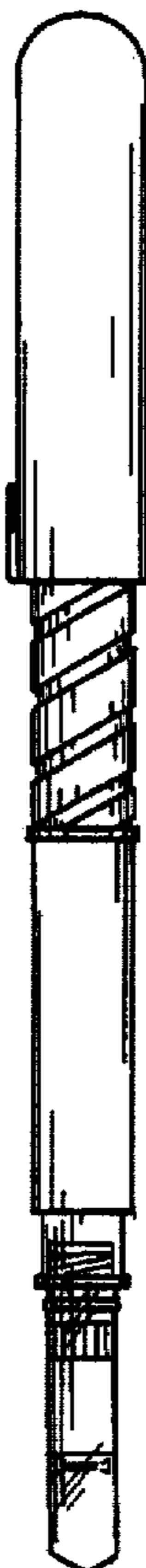
FIG. 1 is a side elevational view of a pocket-size sanitation test kit, showing our new design, the other side elevational view being a mirror image;
 FIG. 2 is a front elevational view thereof of FIG. 1;
 FIG. 3 is a rear elevational view thereof of FIG. 1;
 FIG. 4 is a top plan view thereof of FIG. 1;
 FIG. 5 is a bottom plan view thereof of FIG. 1;
 FIG. 6 is a rear elevational view thereof of FIG. 1, with the top portion detached;
 FIG. 7 is a side elevational view thereof of FIG. 1, with the top portion fully inserted into the bottom portion; and,
 FIG. 8 is a side elevational view thereof of FIG. 1, after use, with the bottom tube portion detached.

[56] References Cited

U.S. PATENT DOCUMENTS

D. 364,003	11/1995	Benson	D24/224 X
3,918,435	11/1975	Beall et al.	604/2 X
4,119,125	10/1978	Elkins	D24/223 X
4,803,998	2/1989	Kezes et al.	604/1 X
5,091,216	2/1992	Monthony et al.	604/1 X
5,096,062	3/1992	Burkhardt et al.	206/361

1 Claim, 2 Drawing Sheets



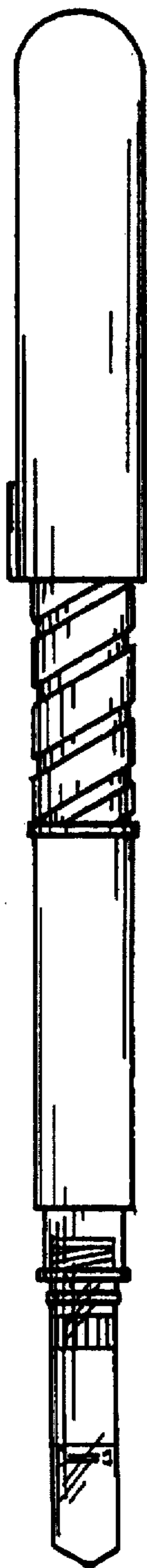


FIG. 1




FIG. 2




FIG. 3



FIG. 4



FIG. 5

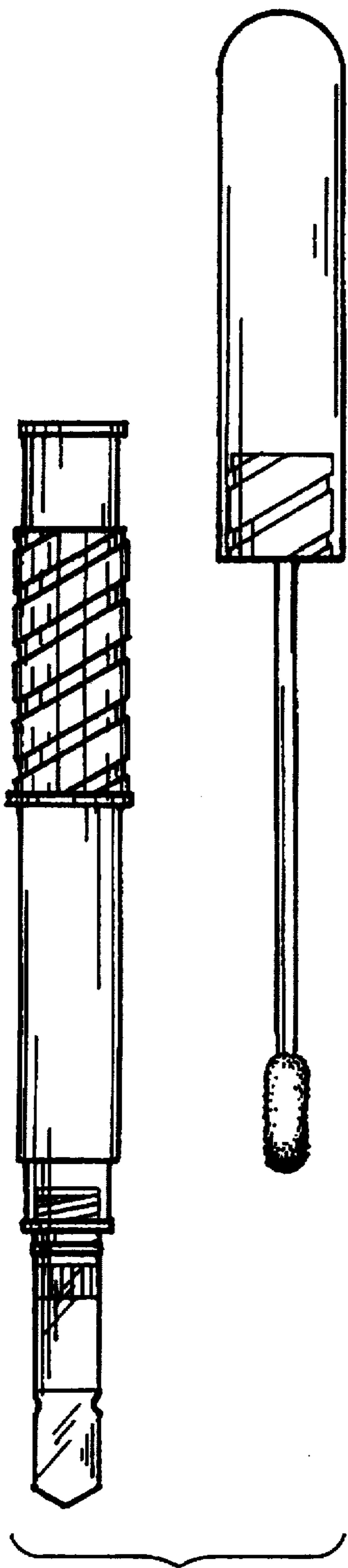


FIG. 6



FIG. 7

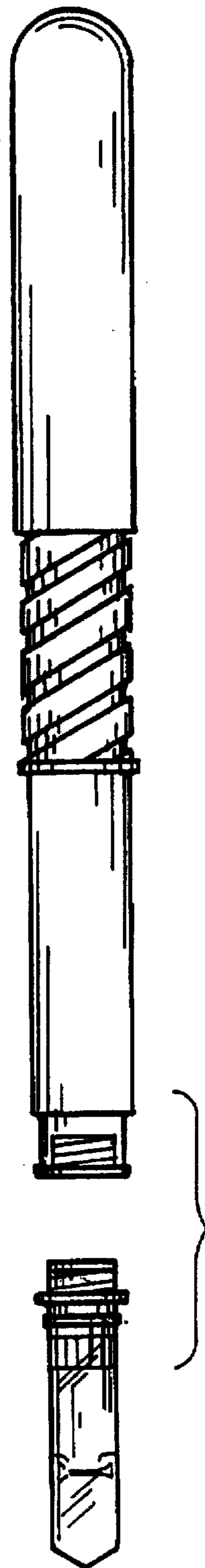


FIG. 8