



US00D388475S

United States Patent [19]
Glickman

[11] **Patent Number: Des. 388,475**

[45] **Date of Patent: **Dec. 30, 1997**

[54] **LARGE MULTIPURPOSE GEAR FOR CONSTRUCTION TOY SET**

[75] **Inventor: Joel L. Glickman, Huntingdon Valley, Pa.**

[73] **Assignee: Connector Set Limited Partnership, Hatfield, Pa.**

[**] **Term: 14 Years**

[21] **Appl. No.: 60,458**

[22] **Filed: Sep. 30, 1996**

[51] **LOC (6) Cl. 21-01**

[52] **U.S. Cl. D21/108**

[58] **Field of Search D21/108, 124, D21/125, 141; 446/103, 104, 121, 128; 434/401**

[56] **References Cited**

U.S. PATENT DOCUMENTS

- D. 314,995 2/1991 Poulsen et al. D21/108
- D. 330,052 10/1992 Klitsner D21/108

- D. 349,736 8/1994 Hatting D21/108
- D. 366,073 1/1996 Schmidt et al. D21/108
- 3,193,293 7/1965 Schaper 434/401
- 3,461,601 8/1969 Kristiansen D21/108
- 3,704,527 12/1972 Berkman 434/401
- 3,881,274 5/1975 Kanda 434/401
- 4,784,387 11/1988 Liversidge 446/103
- 5,194,031 3/1993 Sahler 446/103

Primary Examiner—Raphael Barkai
Attorney, Agent, or Firm—Schweitzer Cornman Gross & Bondell LLP

[57] **CLAIM**

The ornamental design for a large multipurpose gear for construction toy set, as shown and described.

DESCRIPTION

FIG. 1 is an end elevational view thereof;
FIG. 2 is a side elevational view thereof;
FIG. 3 is a bottom plan view thereof;
FIG. 4 is a perspective view thereof, looking at the bottom;
and,
FIG. 5 is a perspective view thereof, looking at the top.

1 Claim, 5 Drawing Sheets

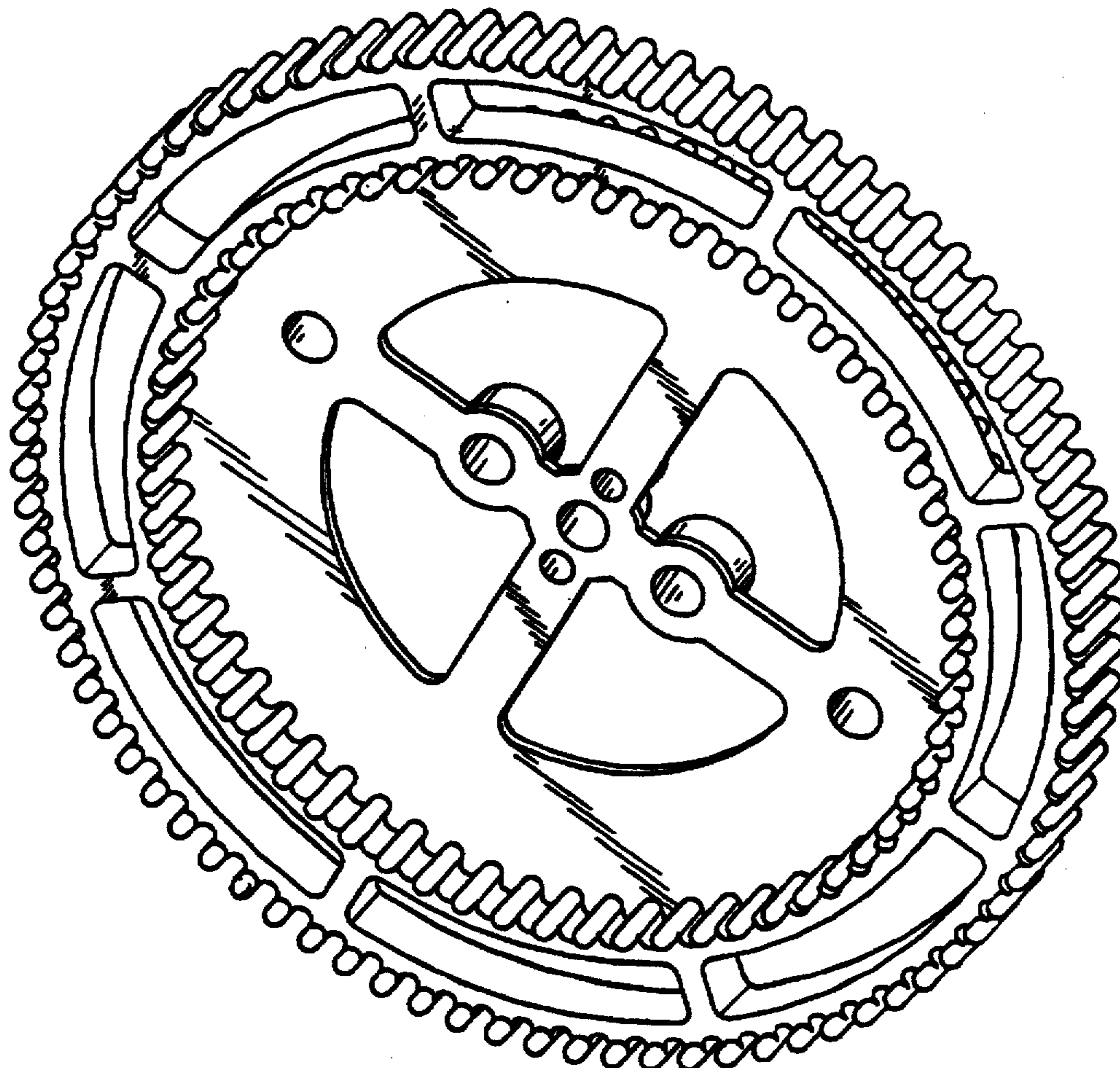


FIG. 1

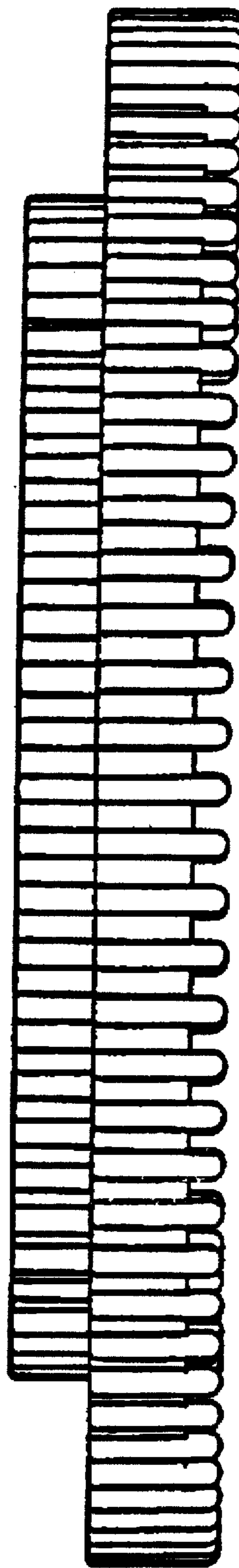


FIG. 2

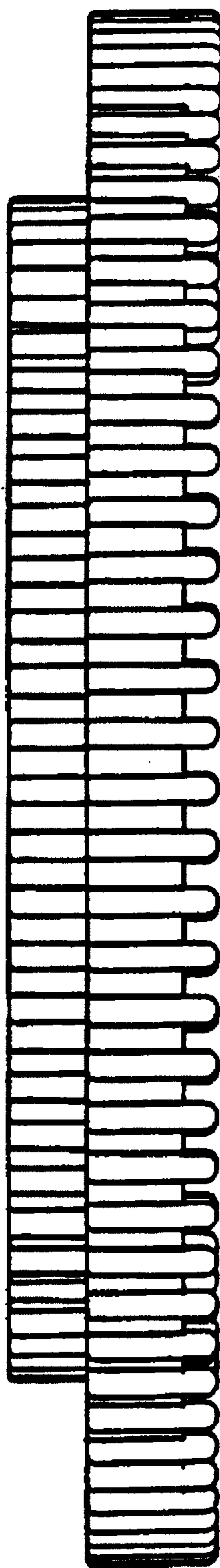


FIG. 3




FIG. 4

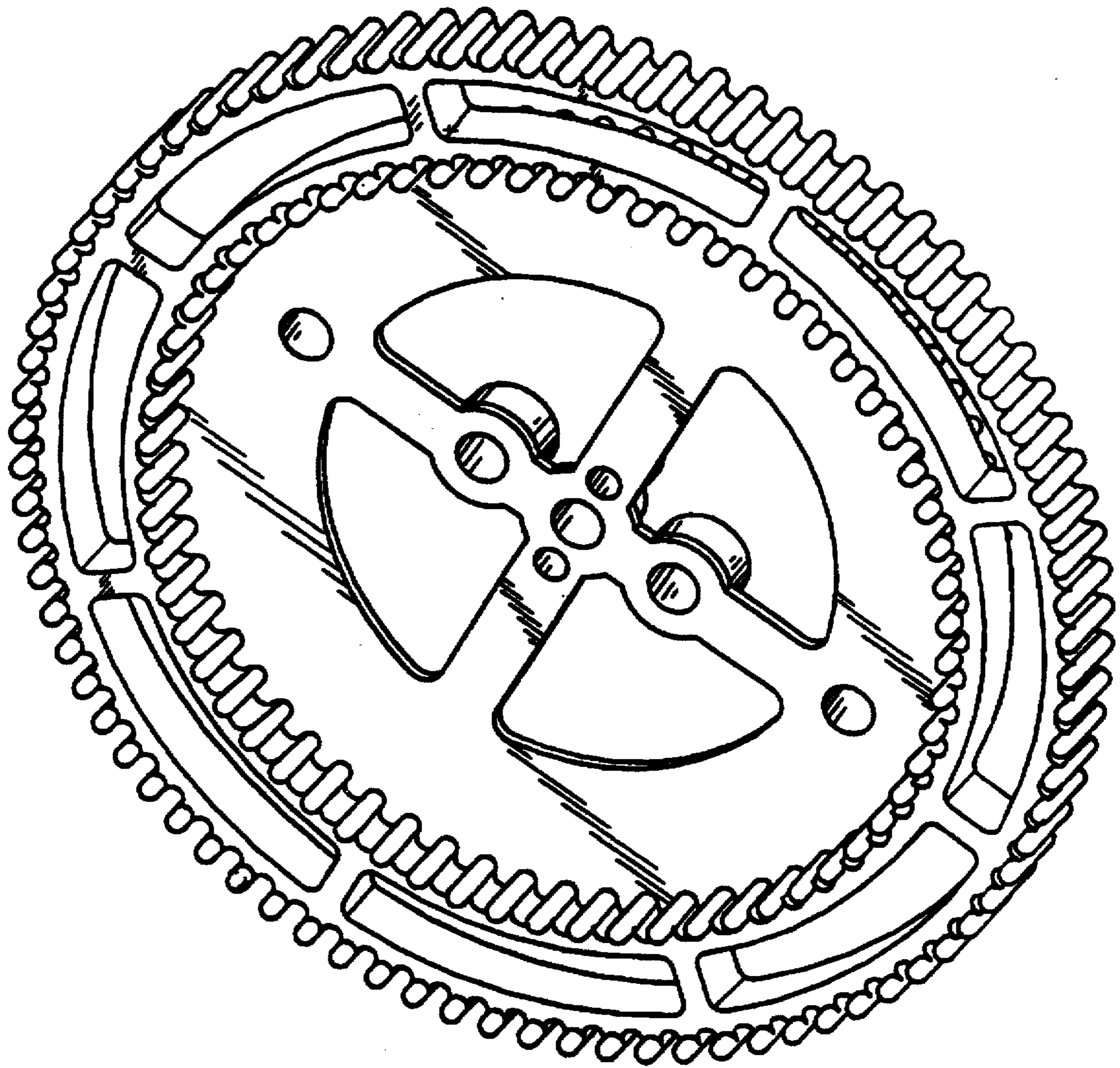


FIG. 5

