

US00D388463S

United States Patent [19]

[11] Patent Number: **Des. 388,463**

Sullins et al.

[45] Date of Patent: ****Dec. 30, 1997**

[54] CLIPBOARD WITH PADDED WRITING SURFACE

[76] Inventors: **Patrick H. Sullins**, 20408 Villa Vera, Arlington, Tarrant County, Tex. 76017; **Robert D. Sullins**, 6412 Springfield Dr., Arlington, Tarrant County, Tex. 76016

[**] Term: **14 Years**

[21] Appl. No.: **62,209**

[22] Filed: **Nov. 12, 1996**

[51] LOC (6) Cl. **19-02**

[52] U.S. Cl. **D19/88; D19/83; D19/90; D19/86**

[58] Field of Search D6/419; D19/26, D19/35, 36, 52, 65, 75, 78, 86, 88, 81-85, 90, 91, 99, 100; 40/341; 248/441.1, 442.2, 450, 451, 452; D8/395; 281/45, 34; 24/67.7

[56] References Cited

U.S. PATENT DOCUMENTS

D. 286,894	11/1986	Haas et al.	D19/88
D. 298,955	12/1988	Zavar	D19/88
D. 331,076	11/1992	Montgomery	D19/88
D. 333,161	2/1993	Hartnett	D19/26 X
D. 353,623	12/1994	Jones et al.	D19/90 X
D. 359,399	6/1995	Rath	D6/419
1,460,502	7/1923	Rudesill	24/67.7
2,946,604	7/1960	Hunger et al.	281/34
2,955,972	10/1960	Wintermute et al. .	
4,052,944	10/1977	Jennings .	
5,090,334	2/1992	Sutton .	

OTHER PUBLICATIONS

Heritage Products Advertisement, Book Buddy ©1993.
Levenger Tools For Serious Readers, Early Summer 1993,
Readers Pillow, #AF050, p. 3.

Primary Examiner—Martie Thompson
Attorney, Agent, or Firm—Sidley & Austin

[57] CLAIM

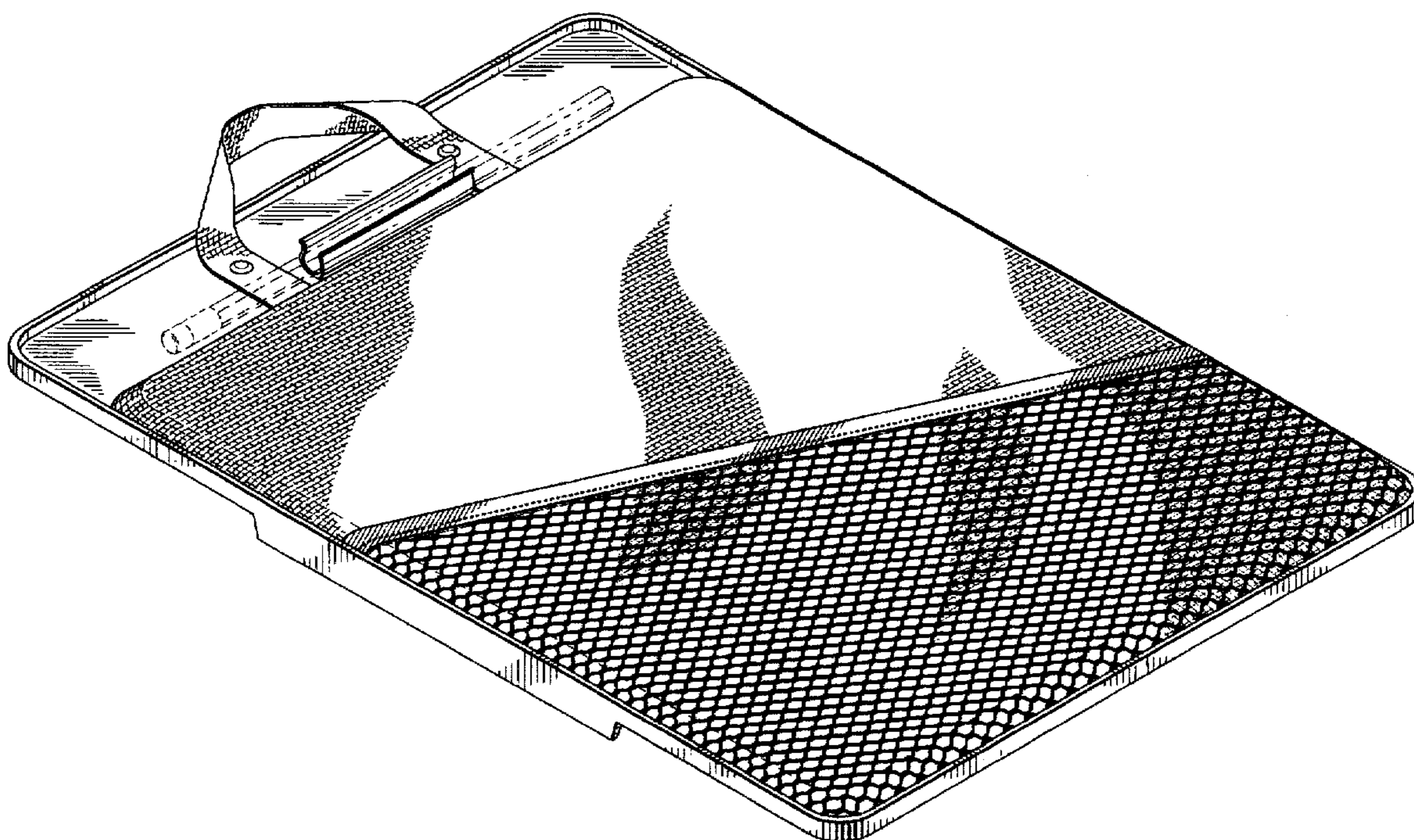
The ornamental design for a clipboard with padded writing surface, as shown and described.

DESCRIPTION

FIG. 1 is a perspective view of our original and ornamental design for a clipboard with padded writing surface; FIG. 2 is a top view of thereof; FIG. 3 is a right side view thereof; FIG. 4 is a bottom view thereof; FIG. 5 is a left side view thereof; FIG. 6 is a front view thereof; FIG. 7 is a back view thereof; FIG. 8 is a perspective view of another embodiment of the design shown in FIG. 1; FIG. 9 is a top view of the design of FIG. 8; FIG. 10 is a right side view of the design of FIG. 8; FIG. 11 is a bottom view of the design of FIG. 8; FIG. 12 is a left side view of the design of FIG. 8; FIG. 13 is a front view of the design of FIG. 8; and, FIG. 14 is a back view of the design of FIG. 8.

The pencil depicted by means of broken lines in FIGS. 1 and 8 has been shown for illustrative purposes only and forms no part of the claimed design.

1 Claim, 6 Drawing Sheets



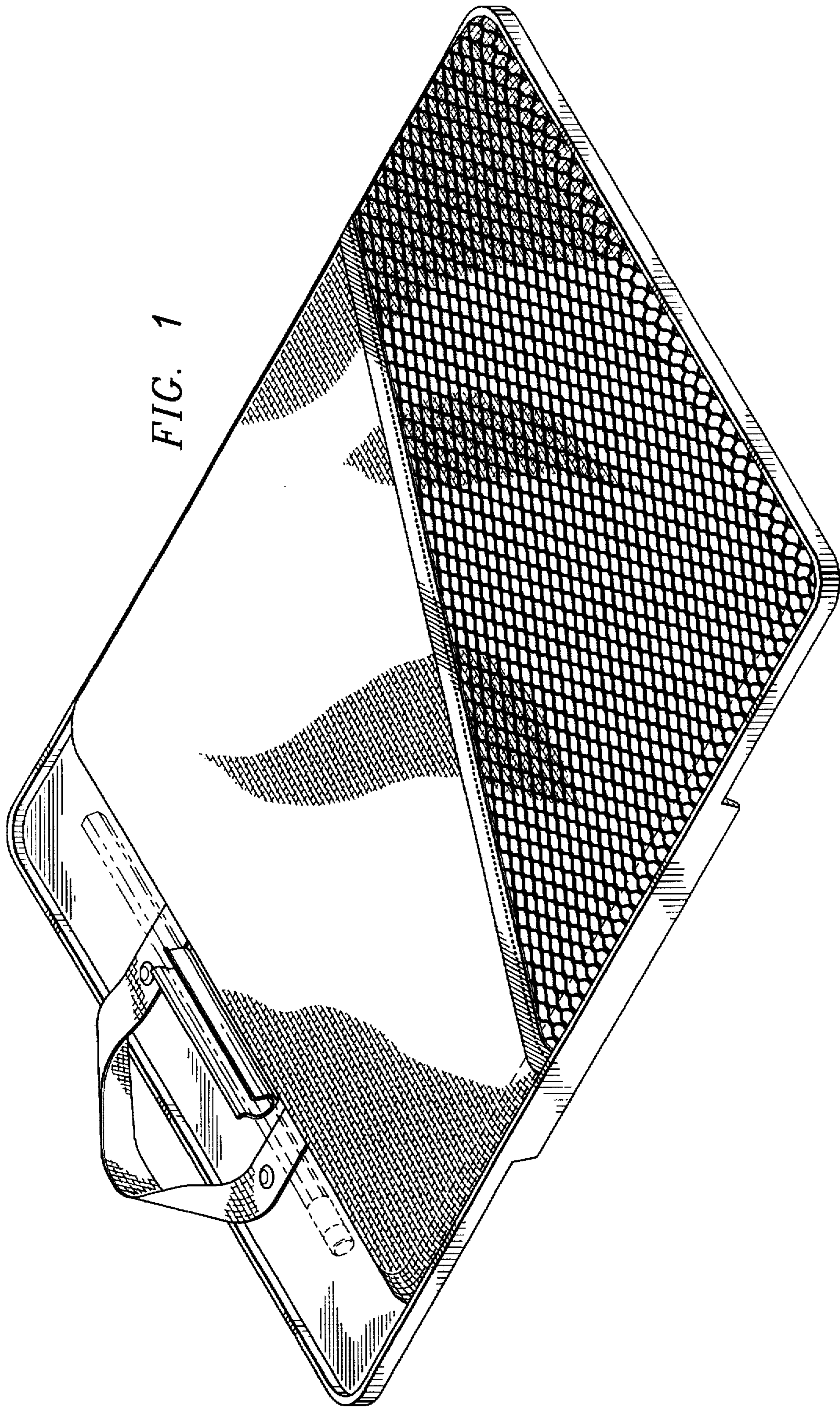




FIG. 6




FIG. 2

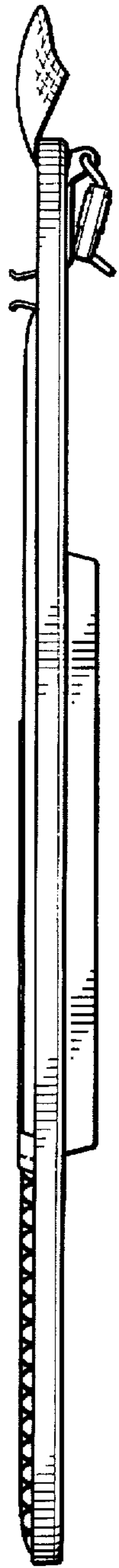


FIG. 3



FIG. 7




FIG. 4

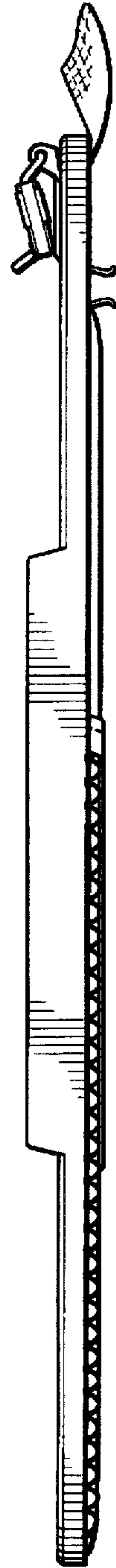


FIG. 5

FIG. 8

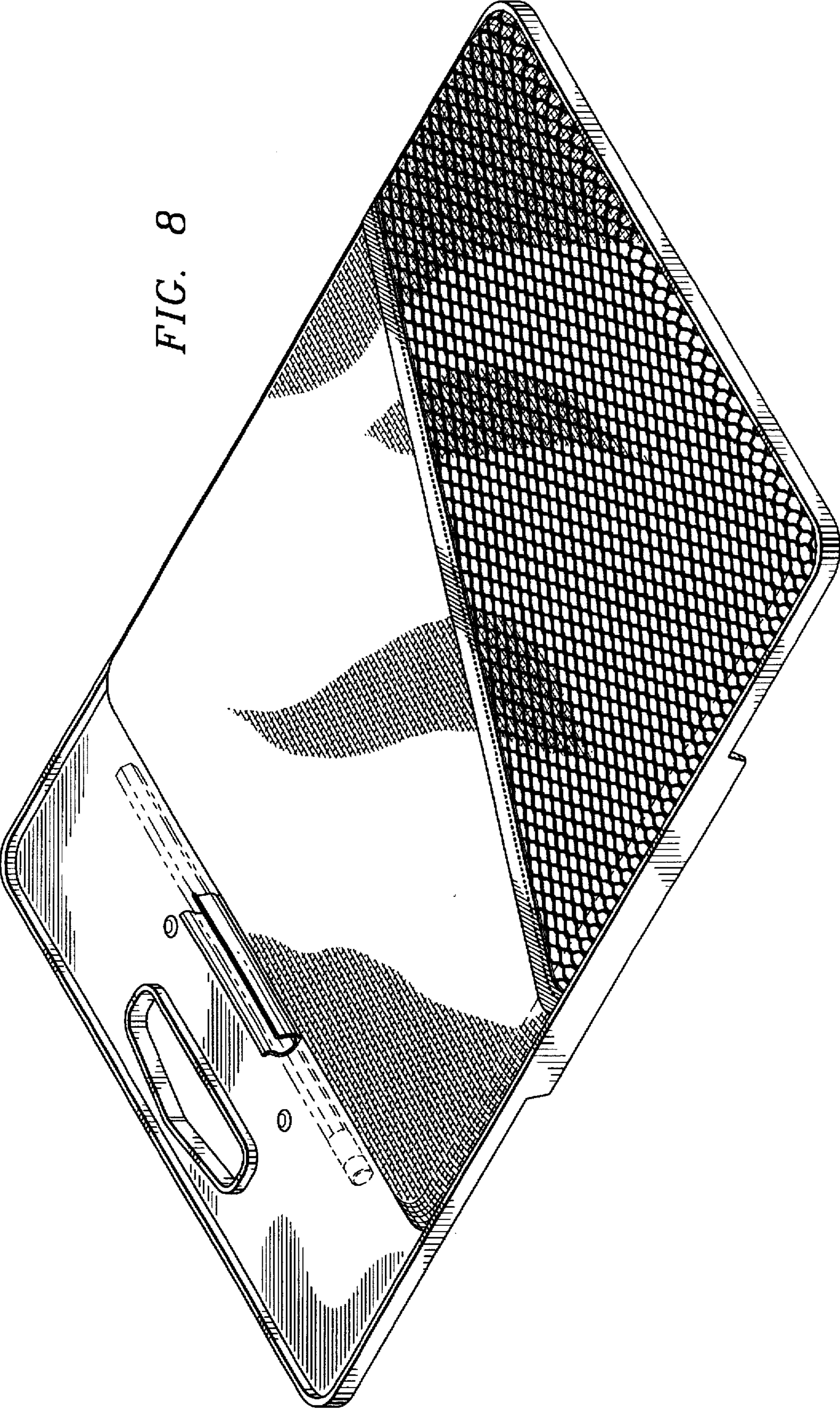




FIG. 13




FIG. 9




FIG. 10



FIG. 14




FIG. 11

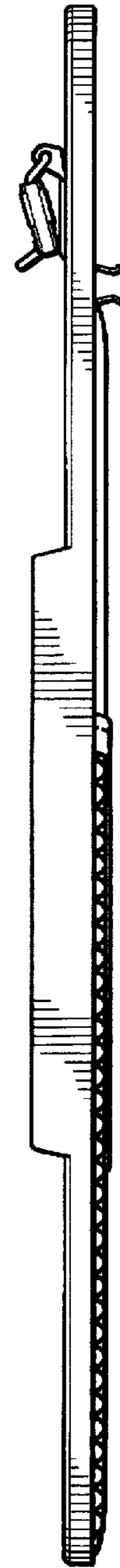


FIG. 12