



US00D388462S

**United States Patent** [19]  
**Shyu**

[11] **Patent Number: Des. 388,462**  
[45] **Date of Patent: \*\*Dec. 30, 1997**

[54] **PAPER CLIP WITH HOOK END AND SQUARE END**

747,761 12/1903 Pollard ..... 24/547 X  
1,488,383 3/1924 Crow ..... 24/547  
2,781,566 2/1957 Hammer ..... 24/67.9  
3,840,943 10/1974 Langwell ..... 24/552 X

[76] **Inventor: Jenq-Pyng Shyu, 26231 Carmel St., Laguna Hills, Calif. 92656**

[\*\*] **Term: 14 Years**

**FOREIGN PATENT DOCUMENTS**

665847 10/1935 Germany ..... 24/546  
121586 9/1926 Switzerland ..... 24/547  
321125 4/1957 Switzerland ..... 24/547

[21] **Appl. No.: 56,664**

[22] **Filed: Jul. 5, 1996**

*Primary Examiner*—Martie Thompson

**Related U.S. Application Data**

[57] **CLAIM**

[63] **Continuation-in-part of Ser. No. 378,958, Jan. 26, 1995.**

The ornamental design for a "paper clip with hook end and square end", as shown and described.

[51] **LOC (6) Cl. .... 19-02**

[52] **U.S. Cl. .... D19/65; D8/395; D19/86; D19/91**

**DESCRIPTION**

[58] **Field of Search .... D8/395, 370, 349, D8/394, 396; D19/65, 86, 90, 91, 99, 100; 24/67 R, 67.1-67.11, 545, 546, 547, 552, DIG. 8, DIG. 9, DIG. 10**

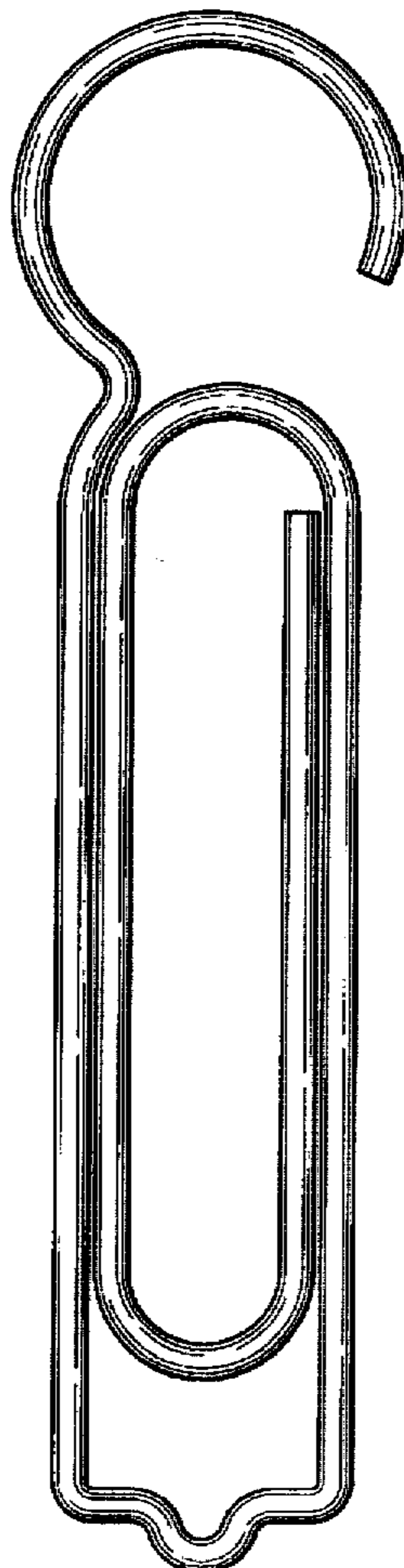
FIG. 1 is a front elevational view of a paper clip with hook end and square end, showing my new design, the rear elevational view being a mirror image thereof;  
FIG. 2 is a left side elevational view thereof;  
FIG. 3 is a right side elevational view thereof;  
FIG. 4 is a top plan view thereof; and,  
FIG. 5 is a bottom plan view thereof.

[56] **References Cited**

**U.S. PATENT DOCUMENTS**

D. 328,418 8/1992 Becklund ..... D19/65 X

**1 Claim, 1 Drawing Sheet**






FIG. 4



FIG. 2

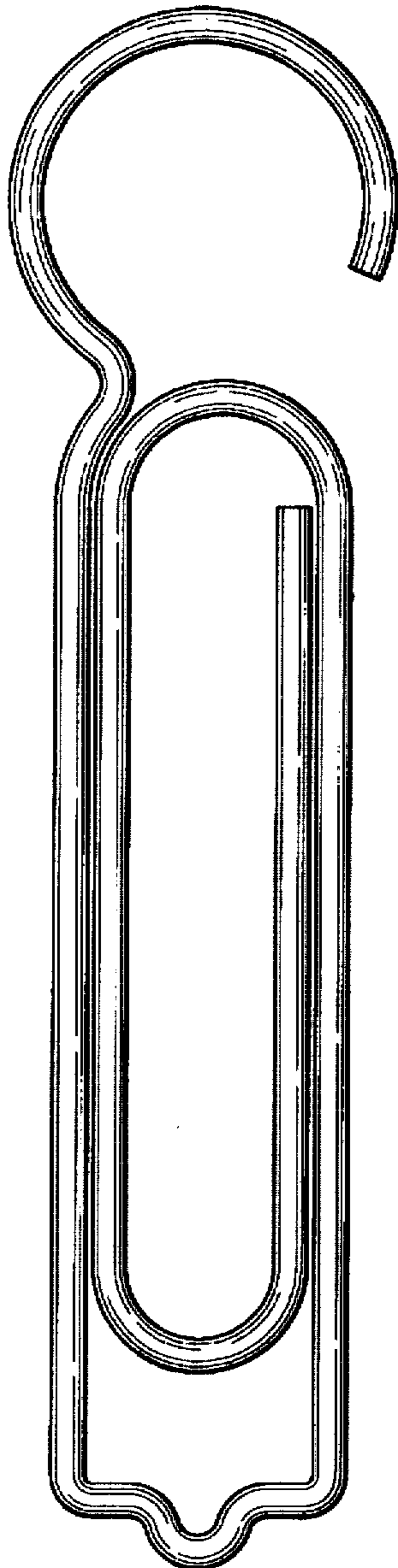


FIG. 1



FIG. 3



FIG. 5