

US00D388454S

United States Patent [19]

[11] Patent Number: **Des. 388,454**

Freeman et al.

[45] Date of Patent: ****Dec. 30, 1997**

[54] **TEMPLE FOR SUNGLASSES**

D. 373,781	9/1996	Simioni et al.	D16/327
D. 374,884	10/1996	Jannard	D16/335
5,387,949	2/1995	Tackles	351/44

[75] Inventors: **Dan Freeman; Myles Freeman**, both of Danville, Calif.

Primary Examiner—Raphael Barkai
Attorney, Agent, or Firm—Feix & Feix

[73] Assignee: **Protective Optics, Inc.**, Hayward, Calif.

[57] **CLAIM**

[**] Term: **14 Years**

The ornamental design for a temple for sunglasses, as shown and described.

[21] Appl. No.: **62,629**

DESCRIPTION

[22] Filed: **Nov. 20, 1996**

[51] **LOC (6) Cl.** **16-06**

[52] **U.S. Cl.** **D16/335**

[58] **Field of Search** D16/300, 306, D16/309, 313-330, 335, 336, 338; 351/41, 44, 51, 52, 103, 111, 113, 114, 116, 119, 122, 123, 158

FIG. 1 is a left front perspective view of a left side temple for sunglasses of the present invention, the right side temple for sunglasses (shown in broken lines) being a mirror image thereof;

FIG. 2 and is a top plan view thereof;

FIG. 3 is another top plan view thereof, the bottom plan view being a mirror image thereof;

FIG. 4 is a left side elevation view thereof;

FIG. 5 is a right side elevational view thereof;

FIG. 6 is a rear elevational view thereof; and,

FIG. 7 is a front elevational view thereof.

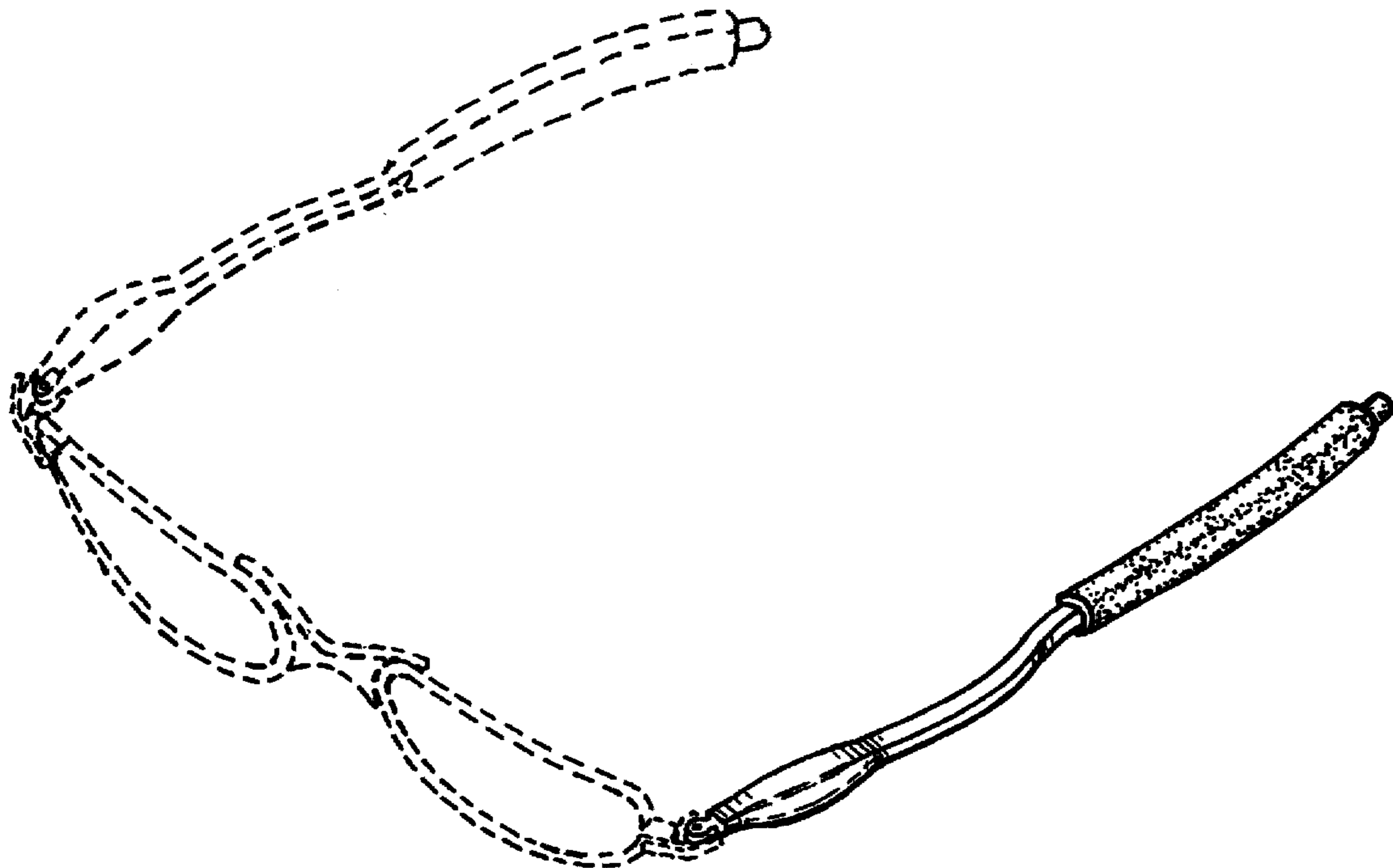
The broken lines showing the sunglass lens and lens frame portions in FIGS. 1 and 2 are for illustrative purposes only and form no part of the claimed design.

[56] **References Cited**

U.S. PATENT DOCUMENTS

D. 358,600	5/1995	Jannard	D16/335
D. 359,302	6/1995	Yee et al.	D16/314
D. 363,302	10/1995	Conway	D16/335
D. 365,591	12/1995	Jannard et al.	D16/326
D. 370,021	5/1996	Simioni et al.	D16/315

1 Claim, 1 Drawing Sheet



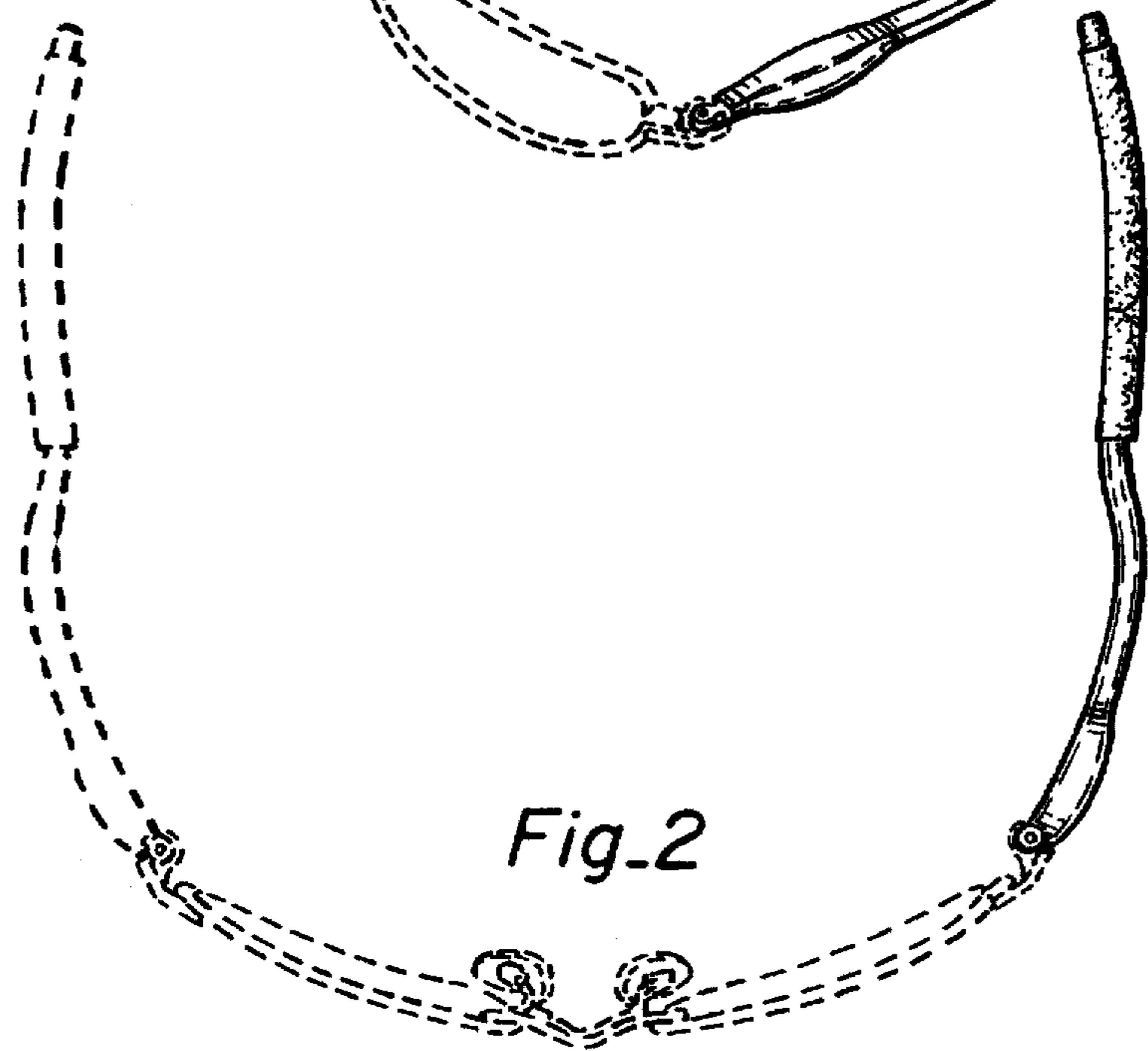
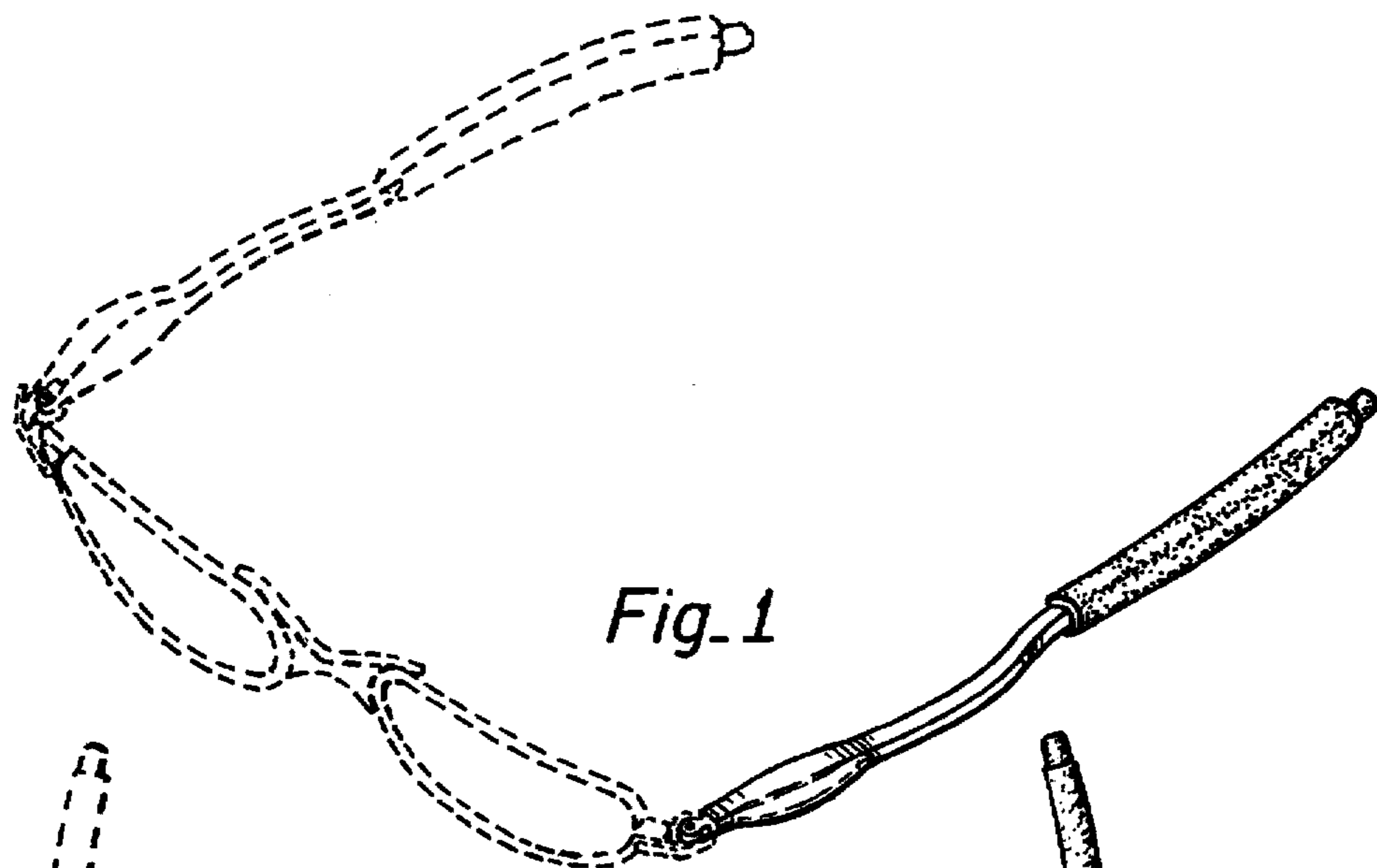


Fig. 6



Fig. 7



Fig. 3



Fig. 4



Fig. 5