



US00D388433S

United States Patent [19] Lepack

[11] Patent Number: **Des. 388,433**

[45] Date of Patent: ****Dec. 30, 1997**

[54] TELEPHONE BASE AND STAND

[75] Inventor: **Robert Lepack**, Calgary, Canada

[73] Assignee: **Northern Telecom Limited**, Montreal, Canada

[**] Term: **14 Years**

[21] Appl. No.: **63,924**

[22] Filed: **Dec. 18, 1996**

[51] LOC (6) Cl. **14-03**

[52] U.S. Cl. **D14/149**

[58] Field of Search D14/140, 142, D14/137, 138, 149-151, 251, 252, 253, 240, 241, 144, 100; 379/454, 455, 435, 436, 440, 420, 419, 428, 434; D13/107, 108; 455/89, 90

[56] **References Cited**

U.S. PATENT DOCUMENTS

- D. 332,786 1/1993 Gagnon D14/151
- D. 339,341 9/1993 Allen D14/151 X
- D. 340,906 11/1993 Nagele et al. D13/108
- D. 345,974 4/1994 Cowan D14/151
- D. 347,222 5/1994 Hino et al. D14/149
- D. 349,900 8/1994 Read et al. D14/151
- D. 351,164 10/1994 Siddoway et al. D14/149

- D. 352,032 11/1994 Cowan D14/151
- D. 354,955 1/1995 Wicks D14/149 X
- D. 360,398 7/1995 Nagele et al. D13/108
- D. 363,284 10/1995 Solomita D14/149

Primary Examiner—Jeffrey Asch
Attorney, Agent, or Firm—R. J. Austin


[57] **CLAIM**

The ornamental design for a telephone base and stand, as shown and described.

DESCRIPTION

FIG. 1 is a front elevational view from a lower side of the telephone base and stand showing my new design;
 FIG. 2 is a bottom view of the telephone base and stand;
 FIG. 3 is a front elevational view from an upper side of the telephone base and stand;
 FIG. 4 is a bottom view of the telephone base and stand;
 FIG. 5 is a left-hand side view of the telephone base and stand;
 FIG. 6 is a right-hand side view of the telephone base and stand; and,
 FIG. 7 is a front elevational view of the telephone base and stand.
 The broken line showings in FIGS. 1, 2, 3, 4, 6 and 7 are for illustrative purposes only and form no part of the claimed design.

1 Claim, 4 Drawing Sheets



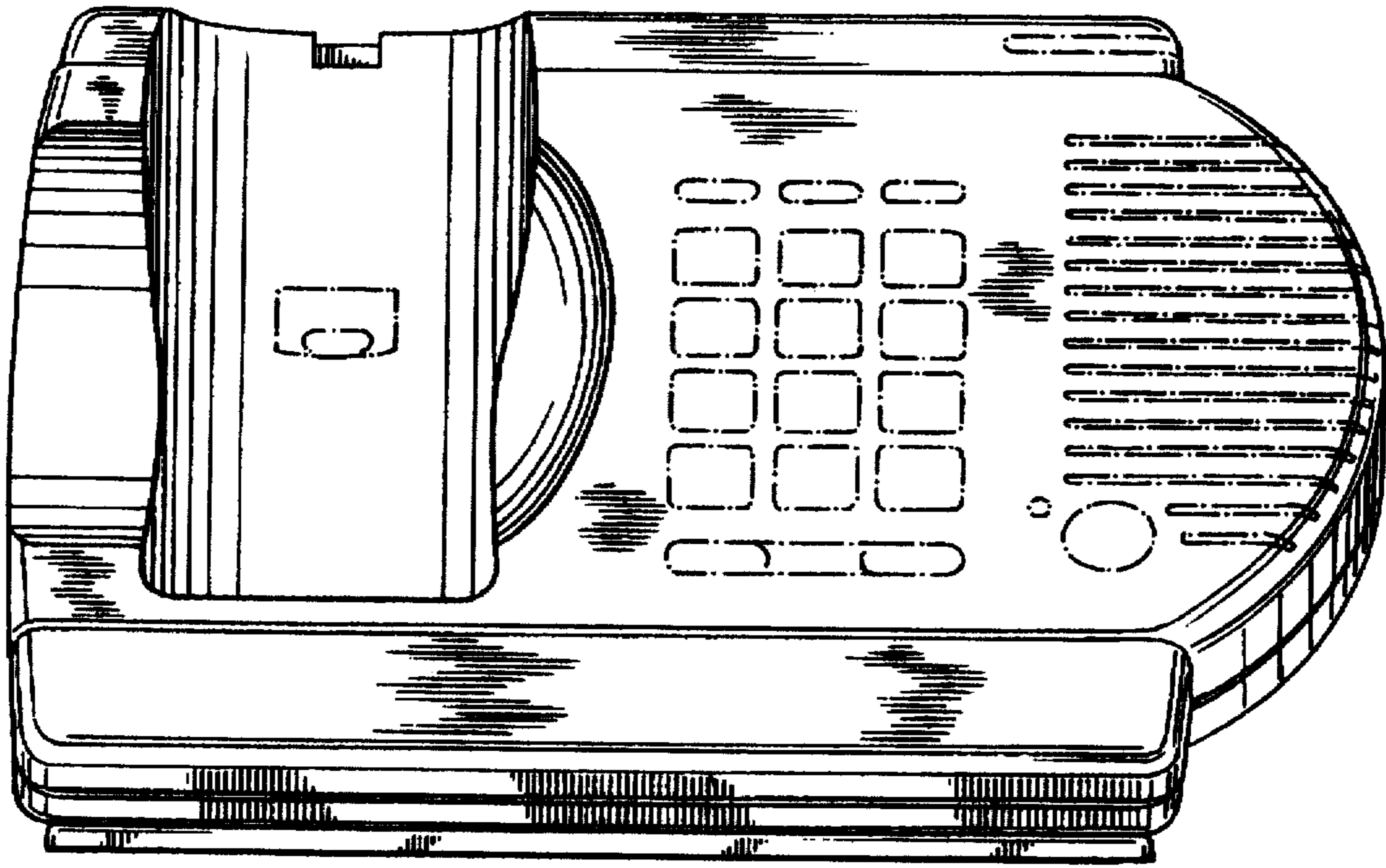


FIG. 1

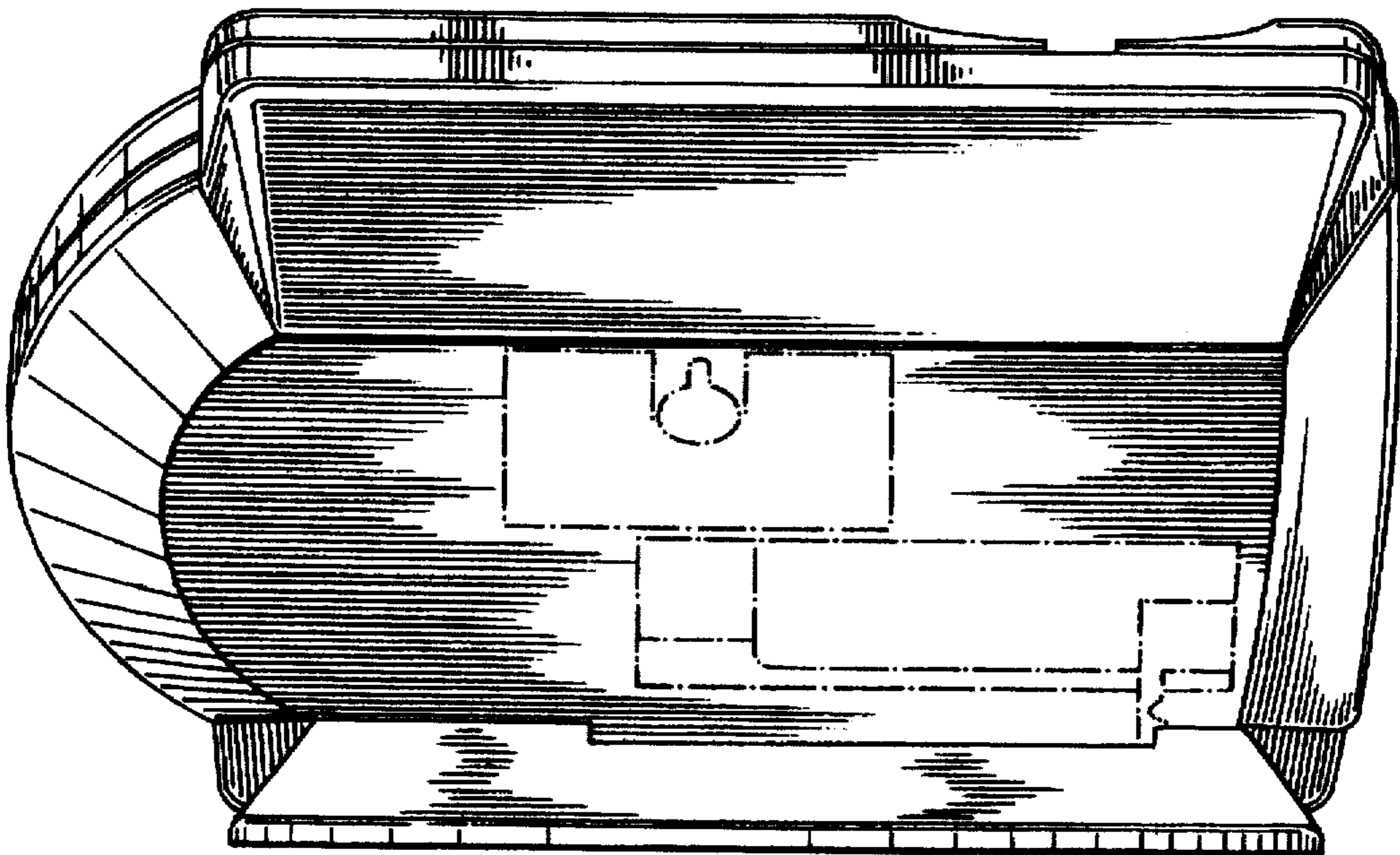


FIG. 2

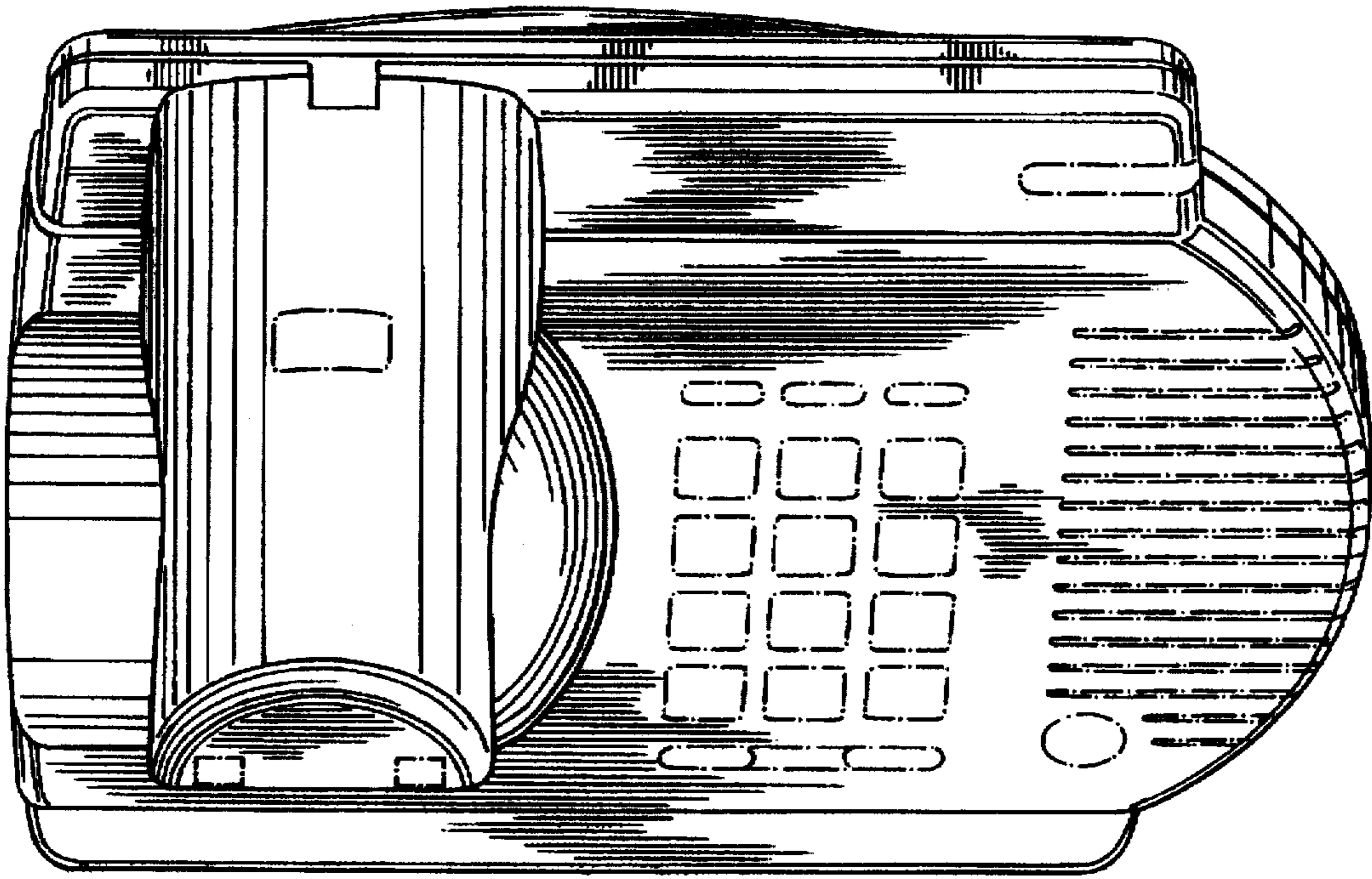


FIG. 3

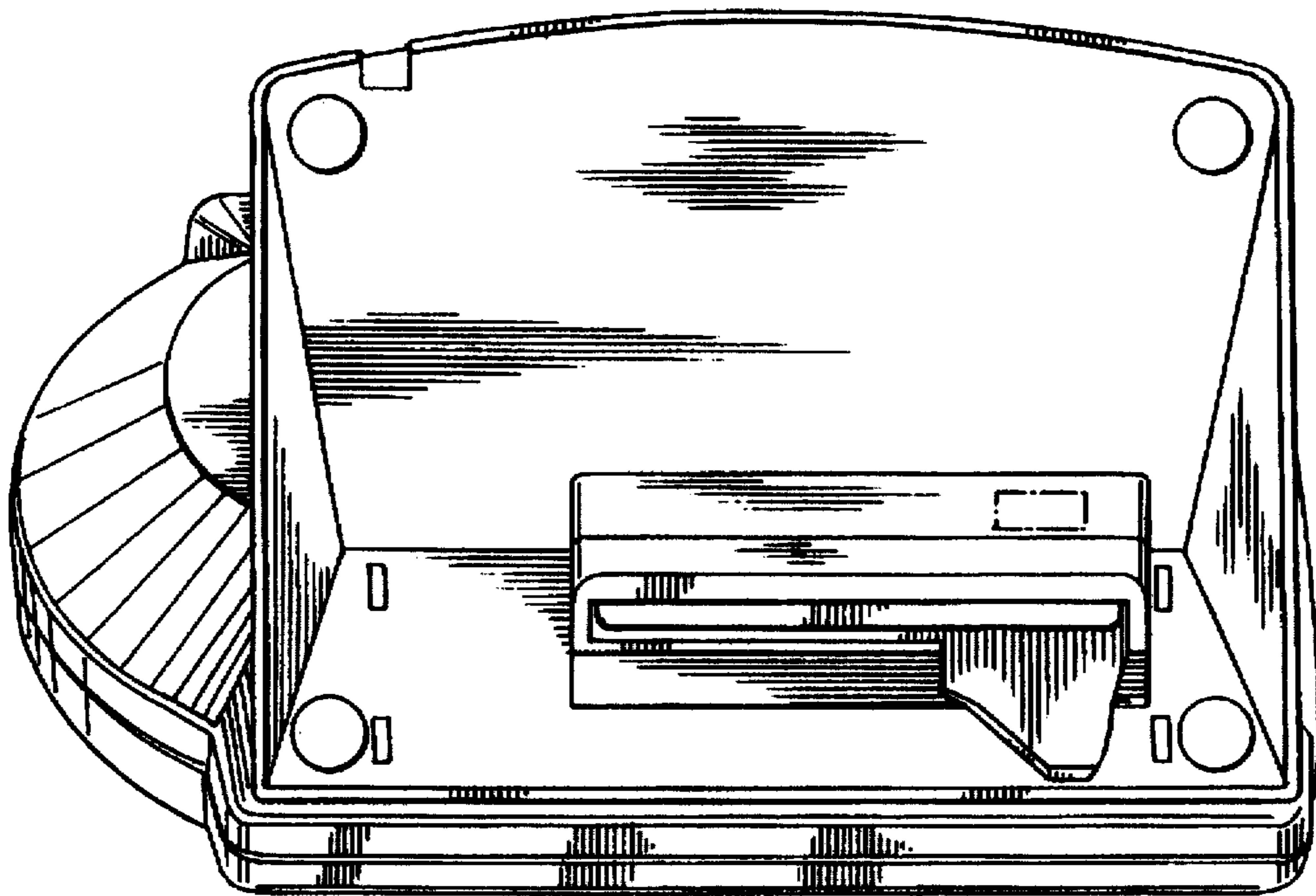


FIG. 4




FIG. 5

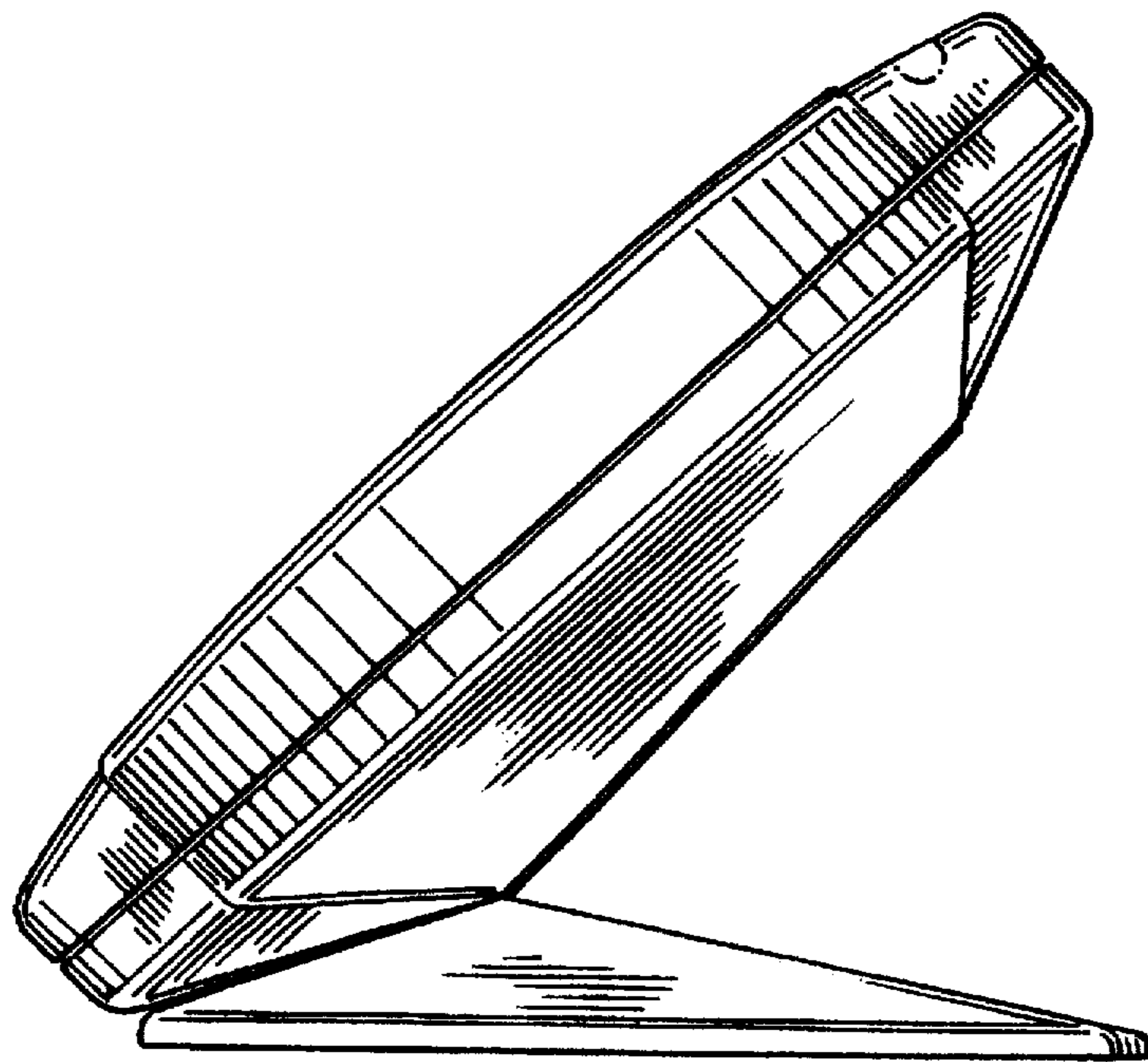


FIG. 6




FIG. 7