



US00D388431S

United States Patent [19]

Takayasu et al.

[11] Patent Number: **Des. 388,431**

[45] Date of Patent: ****Dec. 30, 1997**

[54] **PORTABLE WIRELESS TELEPHONE**

[75] Inventors: **Tetsufumi Takayasu; Tatsuo Kuwayama; Takao Kumakoshi; Hiroshi Fujiwara**, all of Tokyo, Japan

[73] Assignee: **Kokusai Electric Co., Ltd.**, Tokyo, Japan

[**] Term: **14 Years**

[21] Appl. No.: **65,455**

[22] Filed: **Jan. 29, 1997**

[30] **Foreign Application Priority Data**

Aug. 2, 1996 [JP] Japan 8-23386

[51] LOC (6) Cl. **14-03**

[52] U.S. Cl. **D14/138**

[58] Field of Search D14/137, 138, D14/140, 142, 147, 148, 240, 248; 455/89, 90; 379/58-61, 419, 420, 428, 440, 433, 454, 455

[56] **References Cited**

U.S. PATENT DOCUMENTS

- D. 351,159 10/1994 Nakano D14/138
- D. 355,184 2/1995 Yokouchi D14/138
- D. 355,185 2/1995 Watanabe D14/138

- D. 365,558 12/1995 Kajita et al. D14/147 X
- D. 366,259 1/1996 Yamaguchi D14/147 X
- D. 372,898 8/1996 Shan D18/2
- D. 377,171 1/1997 Yokouchi D14/147 X
- 5,333,176 7/1994 Burke et al. 455/90 X

Primary Examiner—Jeffrey Asch
Attorney, Agent, or Firm—Niels, Lemack & Dingman


[57] **CLAIM**

The ornamental design for a portable wireless telephone, as shown.

DESCRIPTION

FIG. 1 is a front view of the portable wireless telephone of the present invention;
 FIG. 2 is a rear view of the portable wireless telephone of the present invention;
 FIG. 3 is a plan view of the portable wireless telephone of the present invention;
 FIG. 4 is a bottom view of the portable wireless telephone of the present invention;
 FIG. 5 is a left side view of the portable wireless telephone of the present invention;
 FIG. 6 is a right side view of the portable wireless telephone of the present invention taken from the side opposite that shown in FIG. 5; and,
 FIG. 7 is a perspective view of the portable wireless telephone of the present invention.

1 Claim, 3 Drawing Sheets



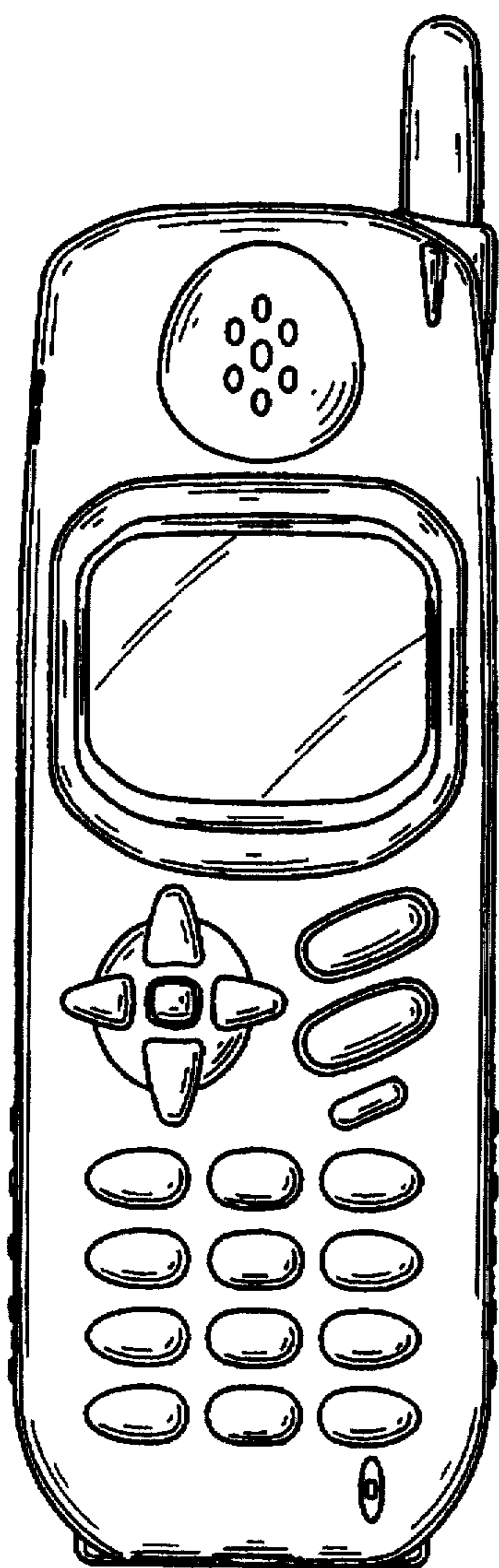


FIG. 1




FIG. 2




FIG. 3

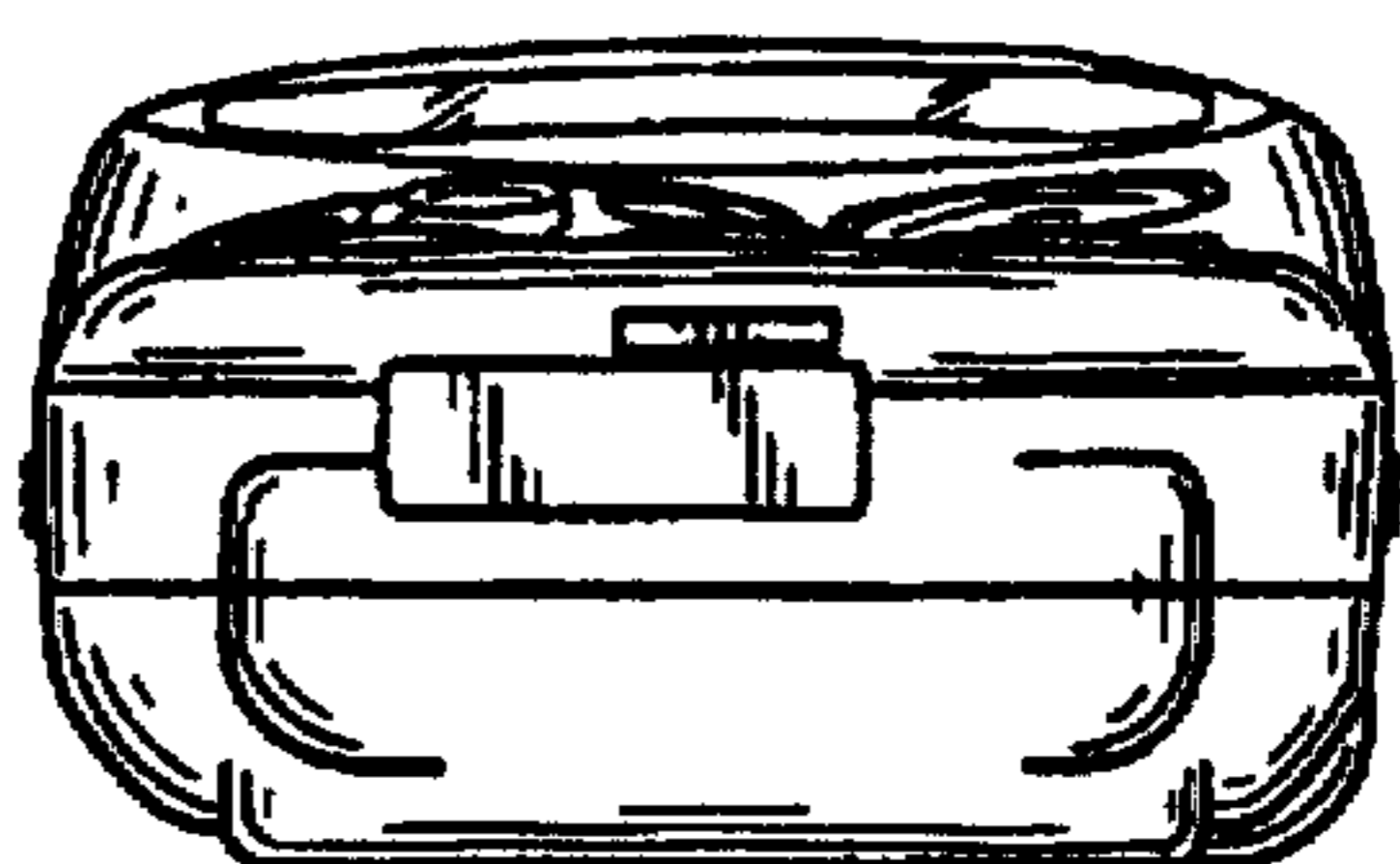


FIG. 4

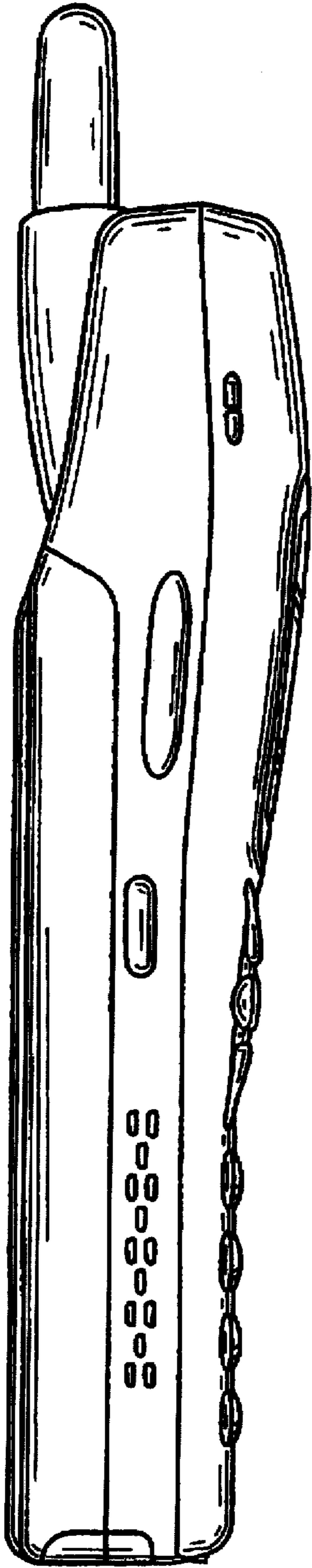


FIG. 5

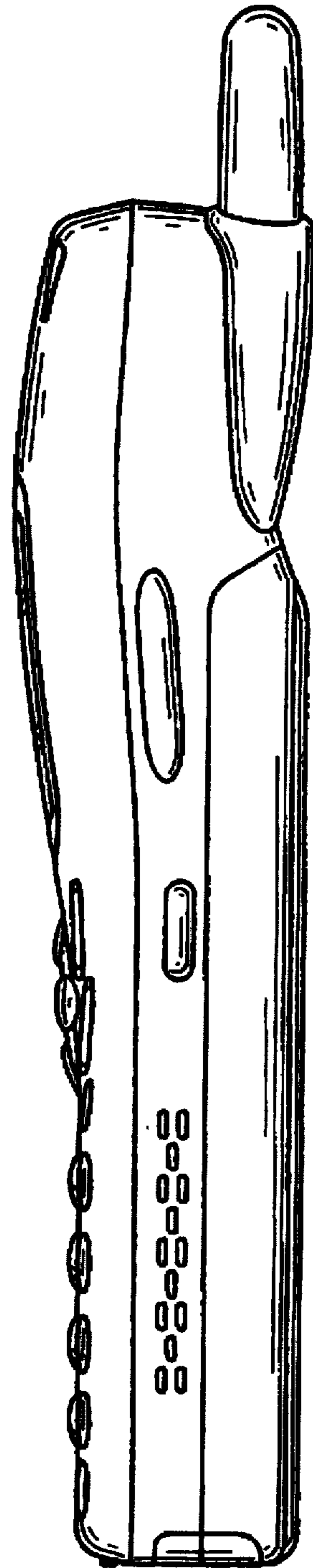


FIG. 6

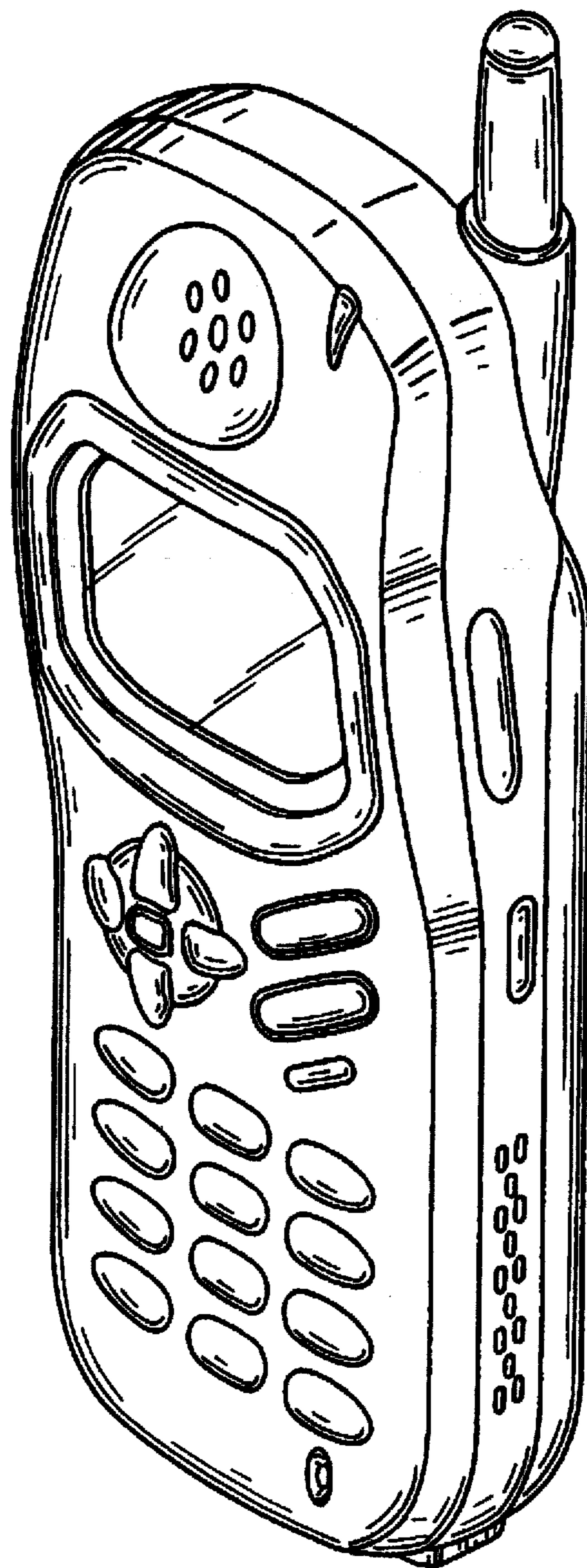


FIG. 7