

US00D388430S

United States Patent [19]

Harris et al.

[11] Patent Number: **Des. 388,430**

[45] Date of Patent: ****Dec. 30, 1997**

[54] **FACE FOR PORTABLE TELEPHONE**

[75] Inventors: **Daryl R. Harris**, Evanston; **Mark A. Luzbetak**, Chicago, both of Ill.

[73] Assignee: **Motorola, Inc.**, Schaumburg, Ill.

[**] Term: **14 Years**

[21] Appl. No.: **64,000**

[22] Filed: **Dec. 20, 1996**

[51] LOC (6) Cl. **14-03**

[52] U.S. Cl. **D14/138; D14/247**

[58] Field of Search D14/137, 138,
D14/147, 148, 247, 248, 140, 240, 142;
379/58-61, 419, 420, 428, 440, 454, 455,
433; 455/89, 90

[56] **References Cited**

U.S. PATENT DOCUMENTS

D. 356,560	3/1995	Kornfeld et al.	D14/138
D. 361,567	8/1995	Keung	D14/138
D. 364,864	12/1995	Shimoda	D14/138
D. 365,818	1/1996	Irie et al.	D14/138
D. 366,872	2/1996	Nagele et al.	D14/138
D. 370,672	6/1996	Hughes .	
D. 375,732	11/1996	Lindeman et al.	D14/138

OTHER PUBLICATIONS

Motorola, Inc., "Call for Help", Motorola Teletac™ 200 portable phone advertisement brochure, 1994.

Primary Examiner—Jeffrey Asch
Attorney, Agent, or Firm—Randall S. Vaas

[57] **CLAIM**

The ornamental design for a face for a portable telephone, as shown and described.

DESCRIPTION

FIG. 1 is a front, top, and right side perspective view illustrating our new design with broken line matter being for illustrative purposes only and forming no part of the claimed design;

FIG. 2 is back elevation view thereof with broken line matter being for illustrative purposes only and forming no part of the claimed design;

FIG. 3 a right side elevation view thereof with broken line matter being for illustrative purposes only and forming no part of the claimed design;

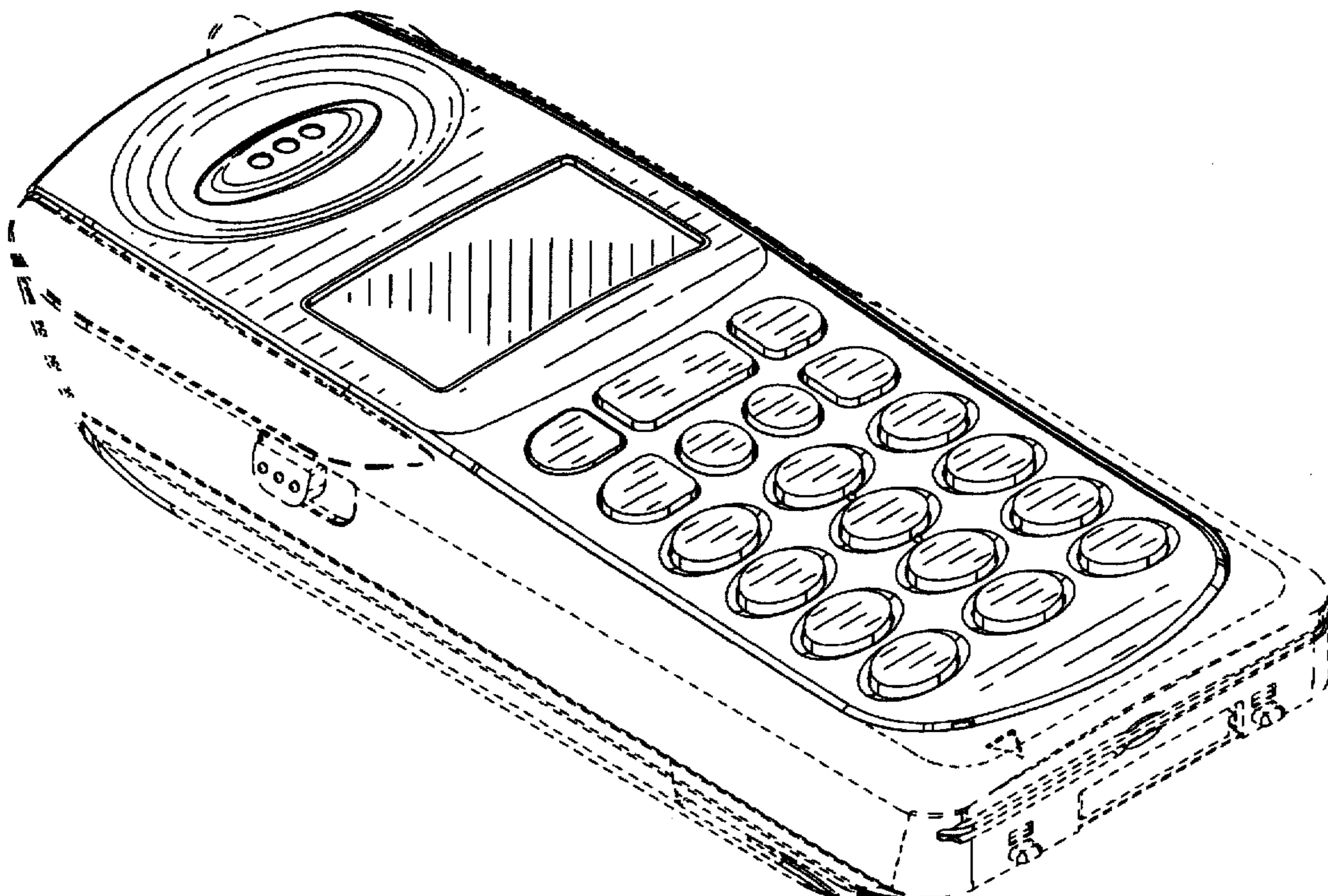
FIG. 4 is a top plan view thereof with broken line matter being for illustrative purposes only and forming no part of the claimed design;

FIG. 5 is a front elevation view thereof with broken line matter being for illustrative purposes only and forming no part of the claimed design;

FIG. 6 is a left side elevation view thereof with broken line matter being for illustrative purposes only and forming no part of the claimed design;

FIG. 7 is a bottom plan view thereof with broken line matter being for illustrative purposes only and forming no part of the claimed design.

1 Claim, 3 Drawing Sheets



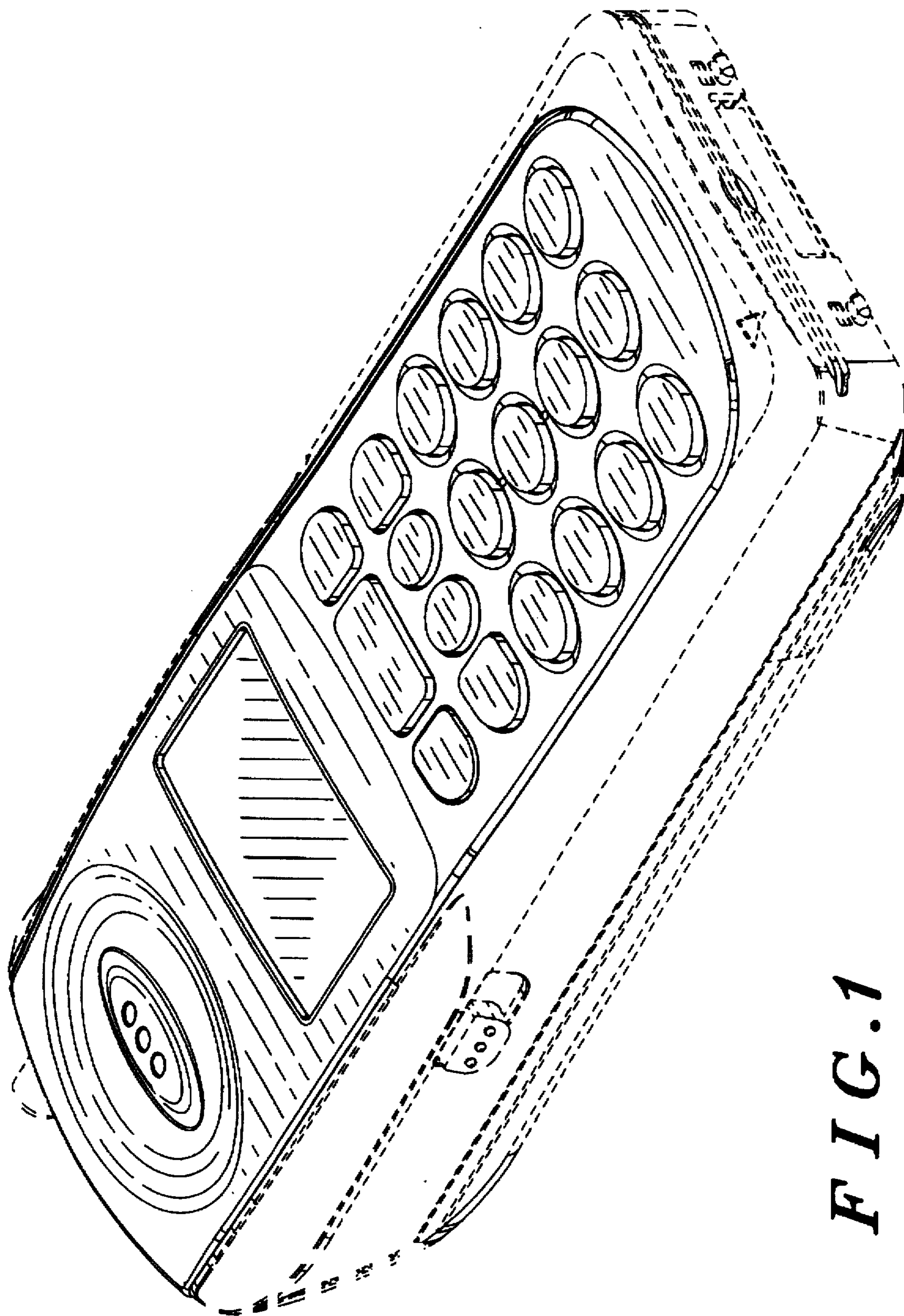


FIG. 1

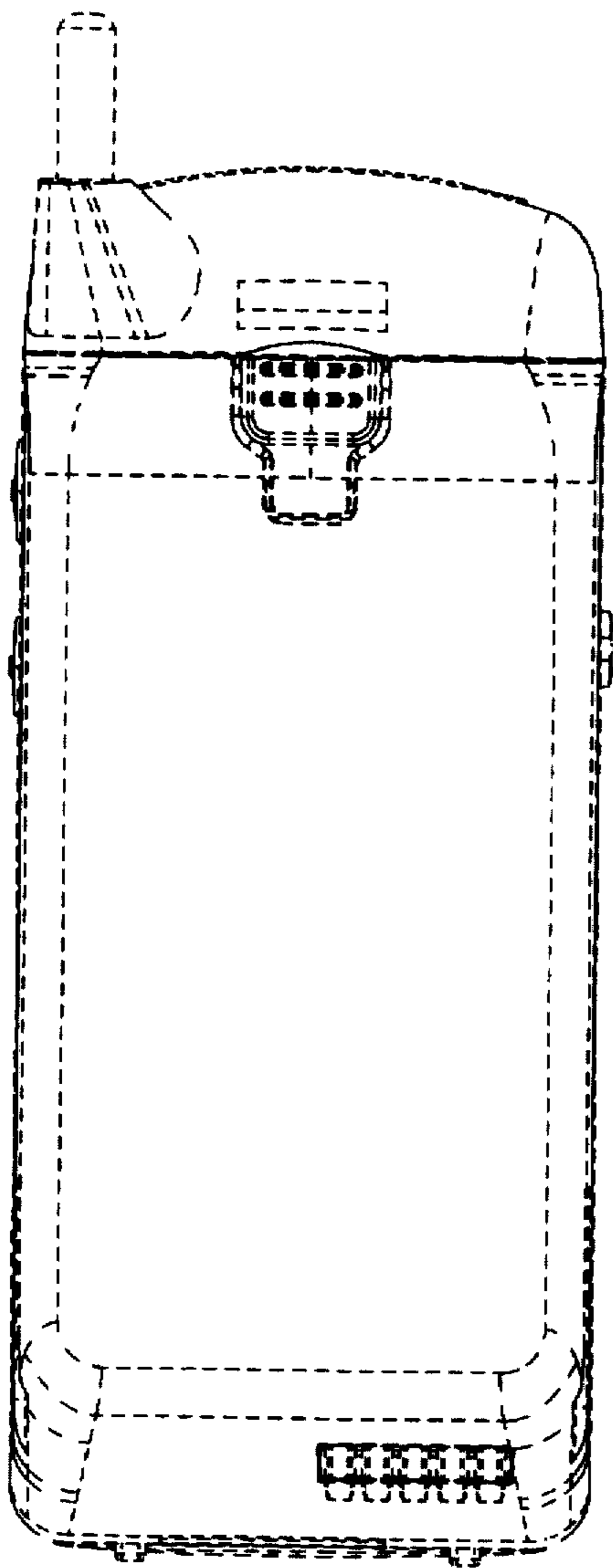


FIG. 2




FIG. 3




FIG. 4

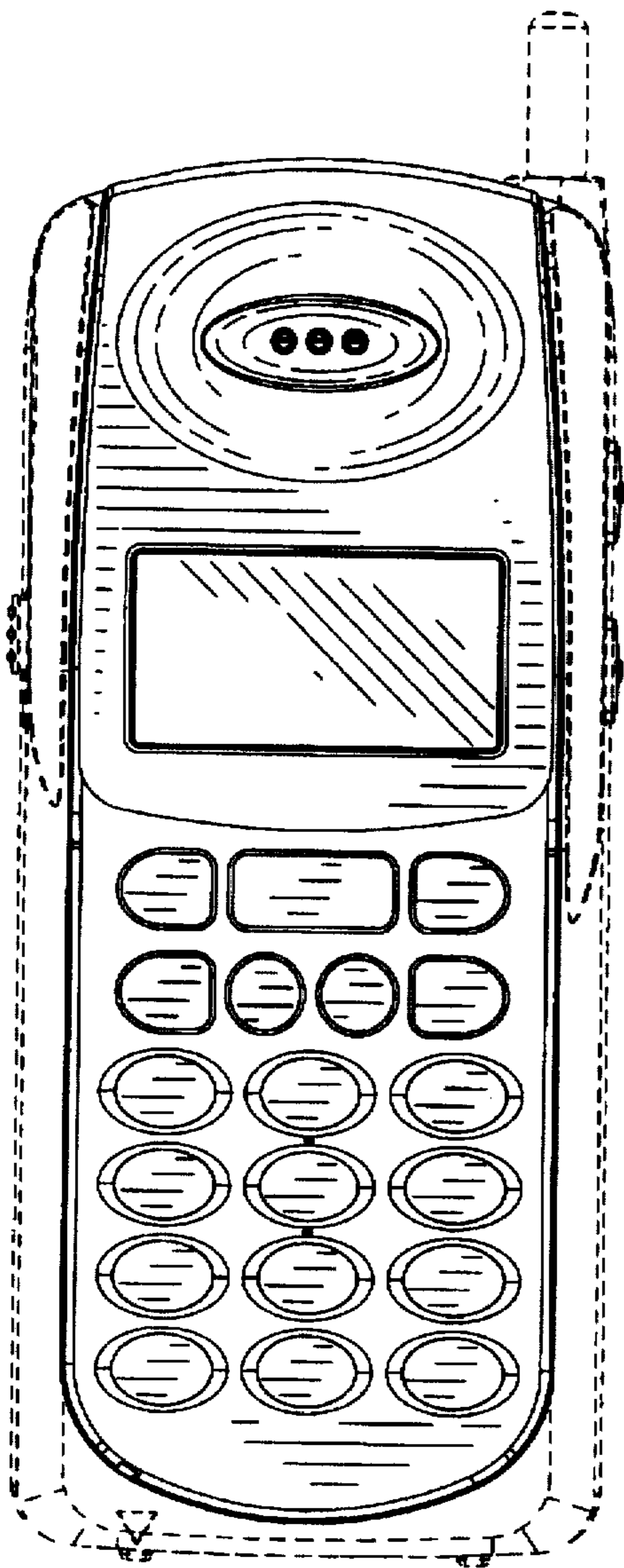


FIG. 5




FIG. 6




FIG. 7