



US00D388427S

United States Patent [19]
Oh

[11] **Patent Number: Des. 388,427**

[45] **Date of Patent: **Dec. 30, 1997**

[54] **VIDEO CASSETTE RECORDER**

D. 355,909 2/1995 Shinohara et al. D14/135
D. 368,906 4/1996 Cha D14/135

[75] **Inventor: Doo Won Oh, Kyunggi-do, Rep. of Korea**

Primary Examiner—Prabhakar G. Deshmukh
Assistant Examiner—Richelle Shelton
Attorney, Agent, or Firm—Beveridge, DeGrandi, Weilacher & Young LLP

[73] **Assignee: LG Electronics Inc., Seoul, Rep. of Korea**

[**] **Term: 14 Years**

[57] **CLAIM**

[21] **Appl. No.: 60,758**

The ornamental design for video cassette recorder, as shown and described.

[22] **Filed: Oct. 7, 1996**

DESCRIPTION

[51] **LOC (6) CL. 14-01**

FIG. 1 is a perspective view of the video cassette recorder showing my new design;

[52] **U.S. Cl. D14/135**

FIG. 2 is a front elevational view thereof;

[58] **Field of Search D14/124, 135,**

FIG. 3 is a top plan view thereof;

D14/136, 156, 239, 299; 386/46

FIG. 4 is a bottom plan view thereof;

[56] **References Cited**

FIG. 5 is a rear elevational view thereof; and,


U.S. PATENT DOCUMENTS

FIG. 6 is a right side elevational view thereof (a left side elevational view thereof is a mirror image).

D. 327,677 7/1992 Byun D14/135

D. 348,457 7/1994 Cha D14/135

1 Claim, 2 Drawing Sheets






FIG. 1

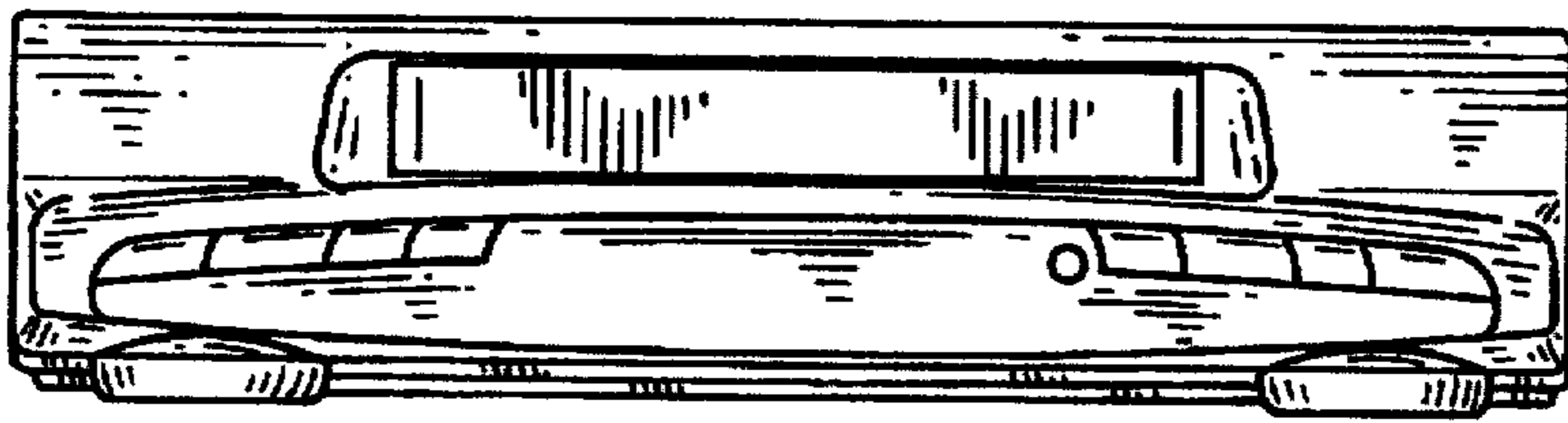


FIG. 2

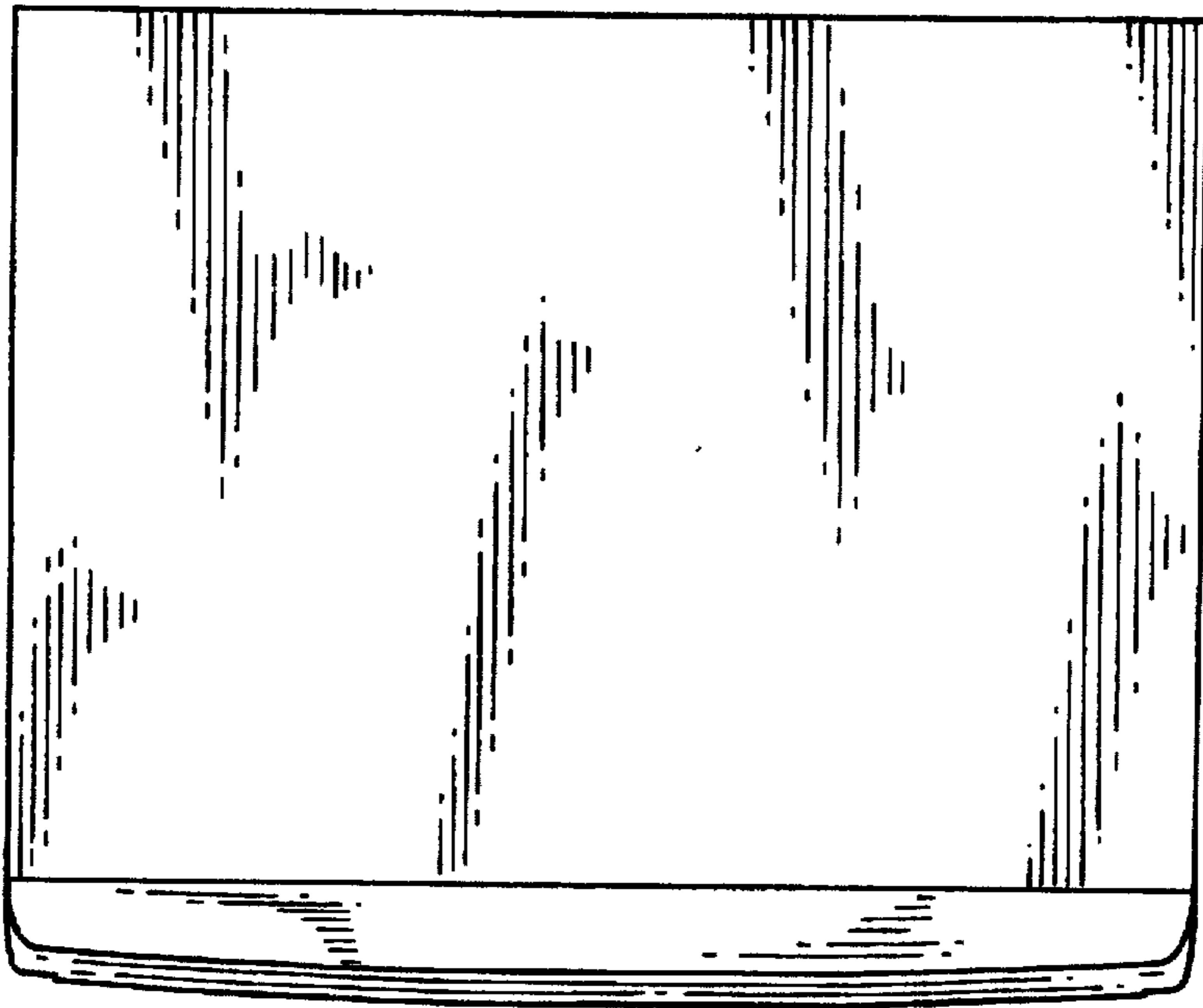


FIG. 3

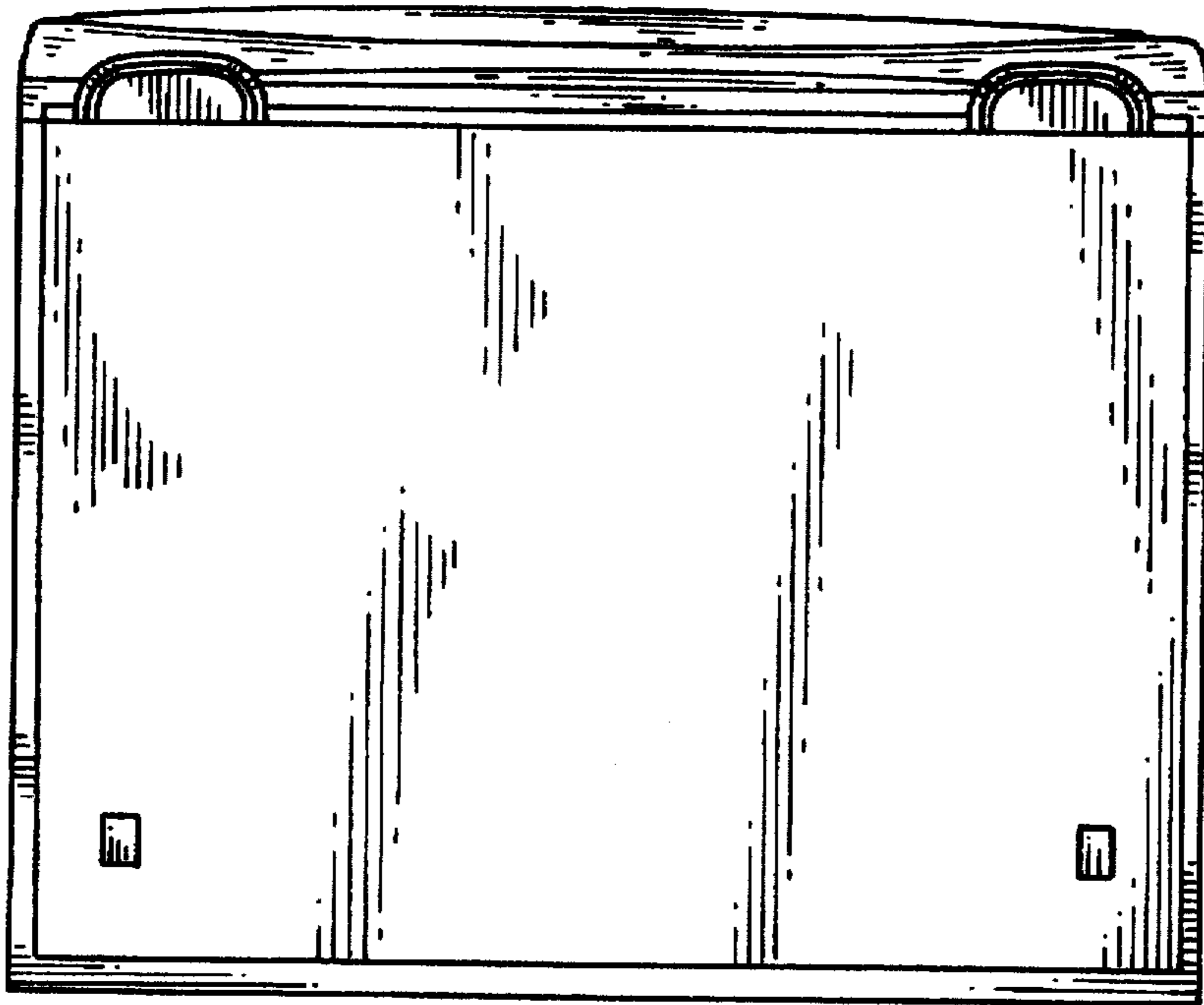


FIG. 4



FIG. 5

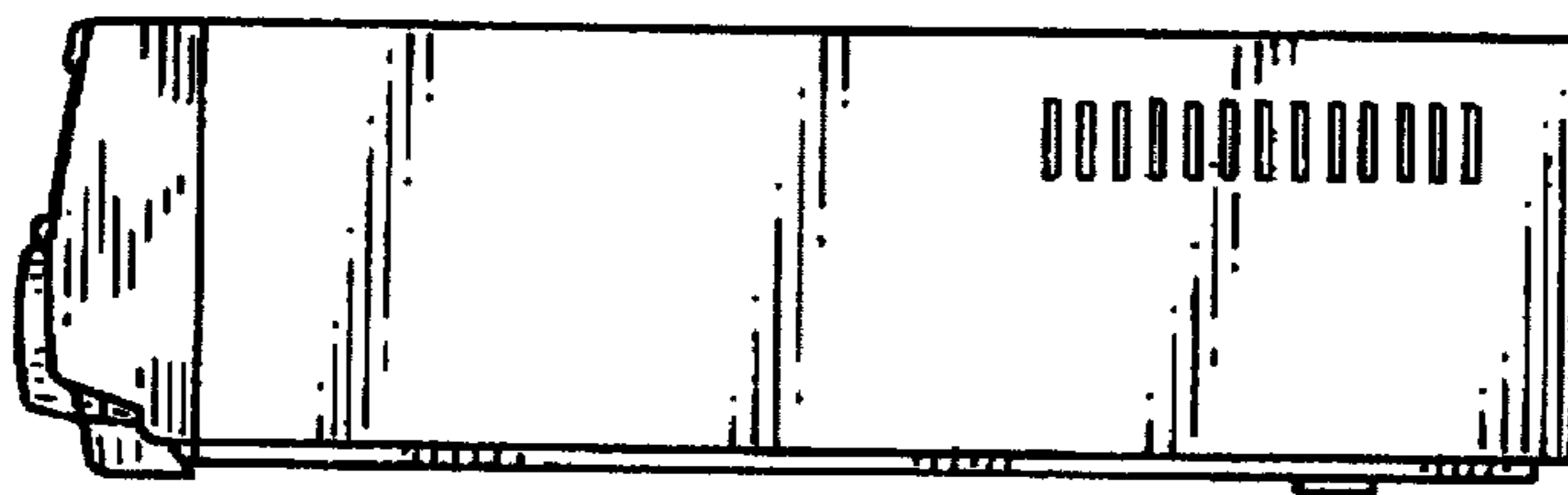


FIG. 6