



US00D388402S

**United States Patent** [19]  
**Smith**

[11] **Patent Number: Des. 388,402**  
[45] **Date of Patent: \*\*\*Dec. 30, 1997**

- [54] **PORTION OF A SHOE UPPER**
- [75] **Inventor: Wilson W. Smith, Beaverton, Oreg.**
- [73] **Assignee: Nike, Inc., Beaverton, Oreg.**
- [\*] **Notice: The portion of the term of this patent subsequent to Apr. 9, 2010, has been disclaimed.**
- [\*\*] **Term: 14 Years**
- [21] **Appl. No.: 45,386**
- [22] **Filed: Oct. 18, 1995**

D. 346,272	4/1994	Cessor	D2/970
D. 346,484	5/1994	Hatfield	D2/970
D. 347,938	6/1994	Smith	D2/970
D. 353,040	12/1994	Avar	D2/970
D. 354,163	1/1995	Hatfield	D2/970
D. 355,296	2/1995	Greene	D2/970
D. 356,209	3/1995	Avar	D2/970
D. 356,439	3/1995	Teague	D2/970
D. 357,574	4/1995	Morris	D2/970
D. 357,794	5/1995	Avar et al.	D2/969
D. 359,841	7/1995	Hewett	D2/969
D. 361,884	9/1995	Lozano	D2/970
D. 362,333	9/1995	Teague	D2/969
D. 363,151	10/1995	Vitrac	D2/908
D. 364,729	12/1995	Teague	D2/969 X
D. 365,199	12/1995	Avar	D2/969
D. 365,200	12/1995	Teague	D2/969
D. 368,578	4/1996	Smith	D2/969

**Related U.S. Application Data**

- [62] Division of Ser. No. 37,841, Apr. 21, 1995, Pat. No. Des. 368,578.
- [51] **LOC (6) Cl. .... 02-04**
- [52] **U.S. Cl. .... D2/972**
- [58] **Field of Search ..... D2/969, 970, 902, D2/907, 908, 972, 910-912; 36/45, 83, 88, 50.1, 89, 102-104, 108-116**

*Primary Examiner*—Doris V. Coles  
*Attorney, Agent, or Firm*—Banner & Witcoff, Ltd.

[57] **CLAIM**

The ornamental design for a portion of a shoe upper, as shown and described.

**DESCRIPTION**

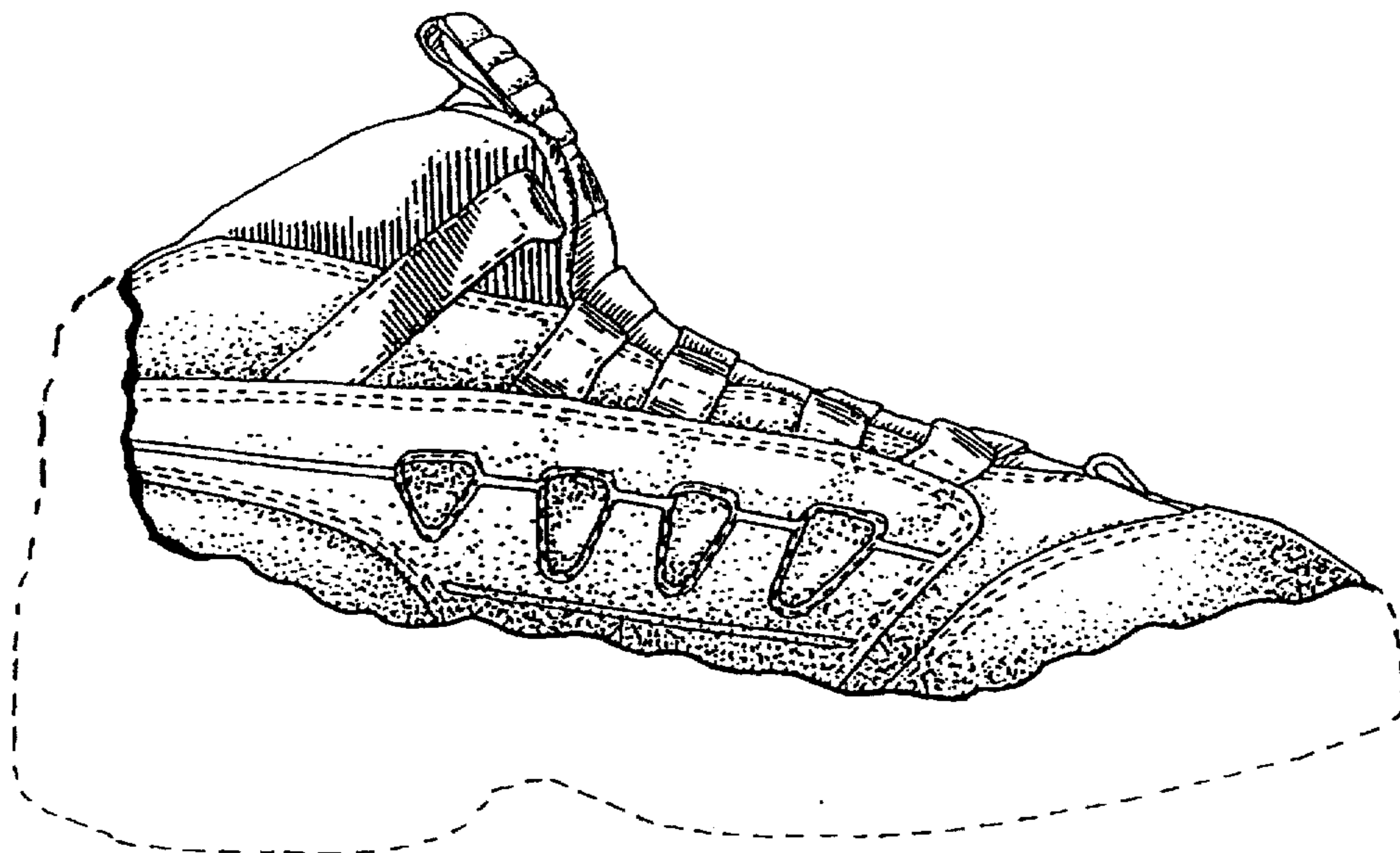
FIG. 1 is a side elevational view of one side of a portion of a shoe upper showing my new design;  
 FIG. 2 is a side elevational view of the other side of the portion of a shoe upper shown in FIG. 1;  
 FIG. 3 is a front elevational view of the portion of a shoe upper shown in FIG. 1; and,  
 FIG. 4 is a top plan view of the portion of a shoe upper shown in FIG. 1.  
 The broken line showing of a shoe heel area and sole are for illustrative purposes and form no part of the claimed design.

**1 Claim, 2 Drawing Sheets**

[56] **References Cited**

**U.S. PATENT DOCUMENTS**

D. 265,436	7/1982	Vernonet .	
D. 283,463	4/1986	Chassaing .	
D. 284,329	6/1986	Rolando .	
D. 306,370	3/1990	Selbiger et al. .	
D. 319,529	9/1991	Hatfield	D2/969
D. 331,144	11/1992	Foster	D2/970
D. 331,484	12/1992	Feller	D2/969
D. 333,905	3/1993	Close	D2/970
D. 336,973	7/1993	Fritcher .	
D. 341,703	11/1993	Hatfield et al.	D2/973



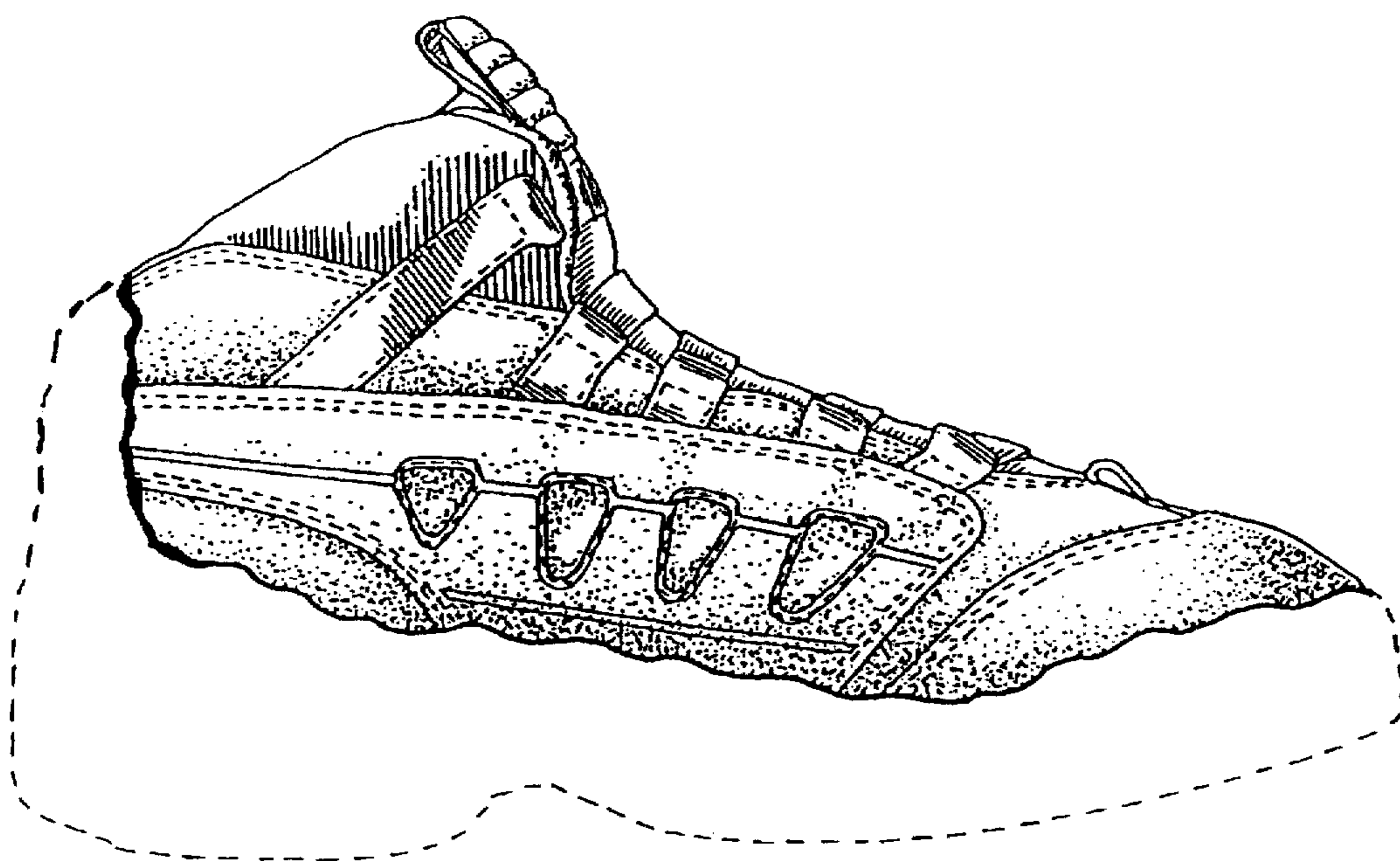


FIG. 1

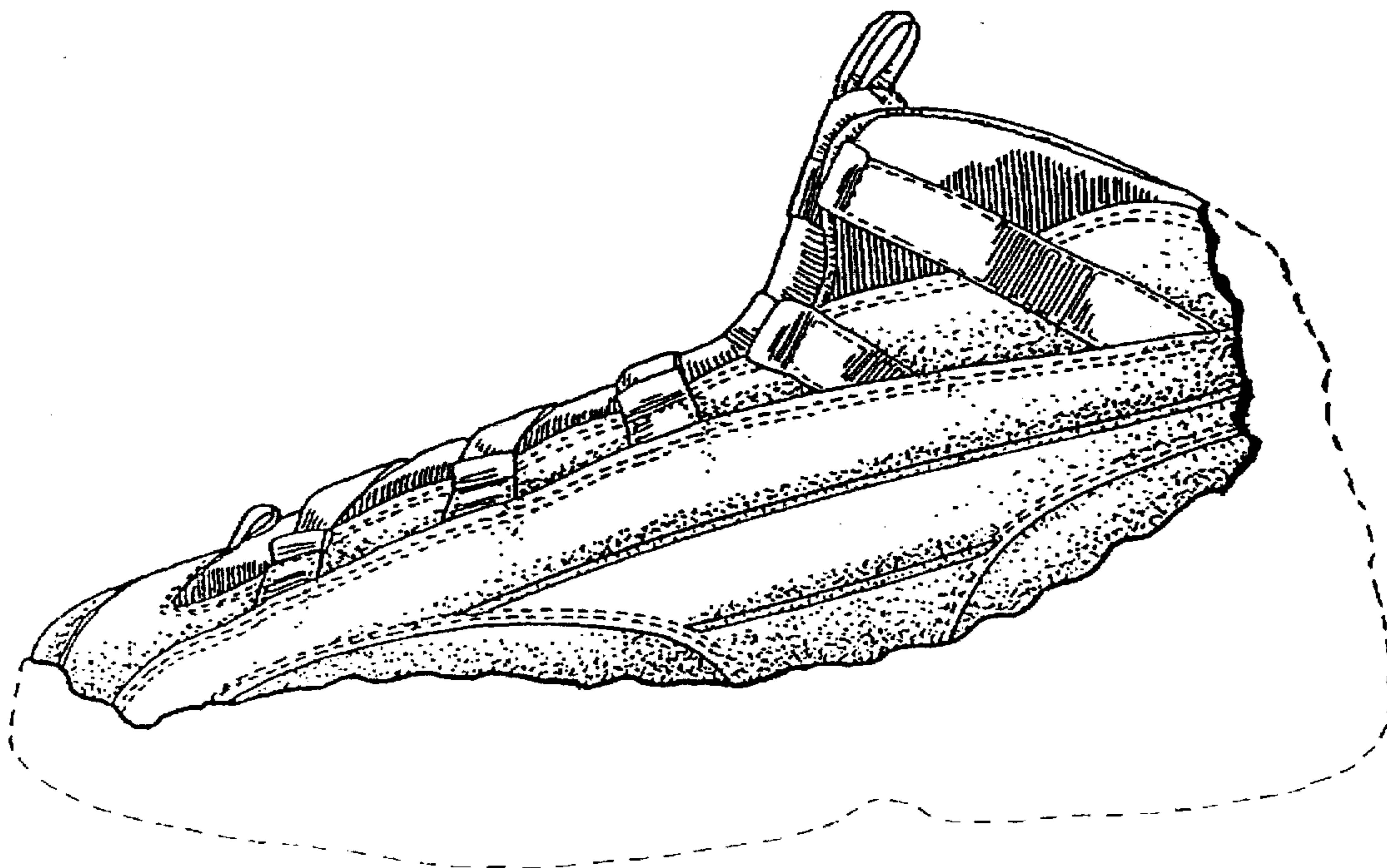


FIG. 2



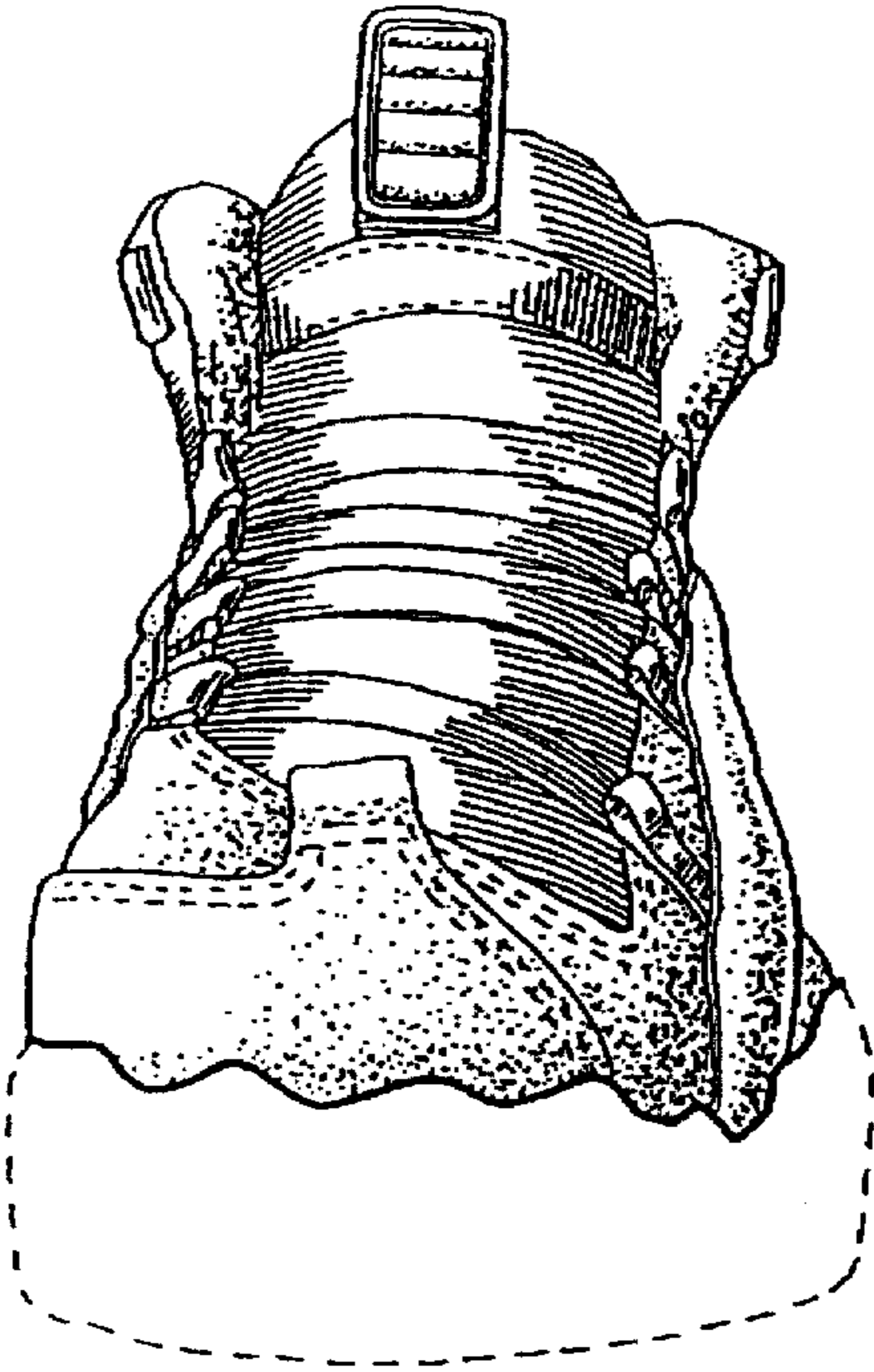


FIG. 3

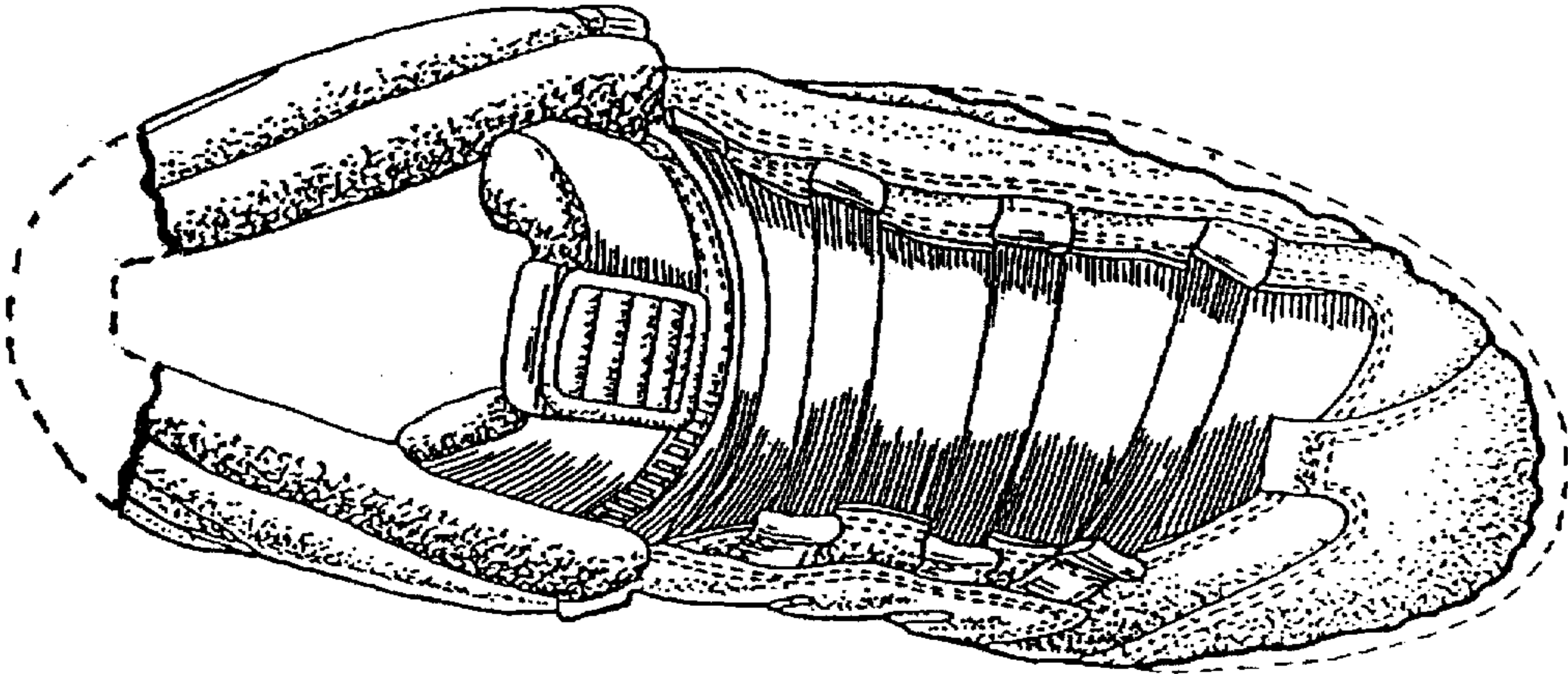


FIG. 4