



US00D388385S

# United States Patent [19] Protz, Sr.

[11] Patent Number: **Des. 388,385**  
[45] Date of Patent: **\*\*Dec. 30, 1997**

## [54] TRUCK REAR WINDOW PROTECTOR

[75] Inventor: **Philip R. Protz, Sr.**, Lynch Station, Va.

[73] Assignee: **H-I-S Designers Inc.**, Lynch Station, Va.

[\*\*] Term: **14 Years**

[21] Appl. No.: **53,981**

[22] Filed: **May 3, 1996**

[51] LOC (6) Cl. .... **12-16**

[52] U.S. Cl. .... **D12/167; D12/183; D12/222**

[58] Field of Search ..... **D12/167, 181, D12/183, 190, 191, 222, 401, 98; 49/64; 280/748, 762, 770; 296/1.1, 95.1, 97.4**

### [56] References Cited

#### U.S. PATENT DOCUMENTS

D. 305,529	1/1990	Milby et al. ....	D12/222
D. 314,545	2/1991	Hutchins ....	D12/181
D. 351,580	10/1994	Montgomery ....	D12/181
2,574,729	11/1951	Coffman ....	296/97.4
4,953,908	9/1990	Dondlinger ....	295/97.4

## OTHER PUBLICATIONS

John's International Inc. Brochure; Undated.  
Weather Guard Brochure; p. 12; undated.

*Primary Examiner*—James Gandy  
*Assistant Examiner*—Robert M. Spear  
*Attorney, Agent, or Firm*—Jones, Tullar & Cooper, P.C.

## [57] CLAIM

The ornamental design for a truck rear window protector, as shown and described.

## DESCRIPTION

FIG. 1 is a perspective view of the truck rear window protector in accordance with the present invention and showing my new design;

FIG. 2 is a left side elevational view thereof;

FIG. 3 is a right side elevational view thereof;

FIG. 4 is a top plan view thereof;

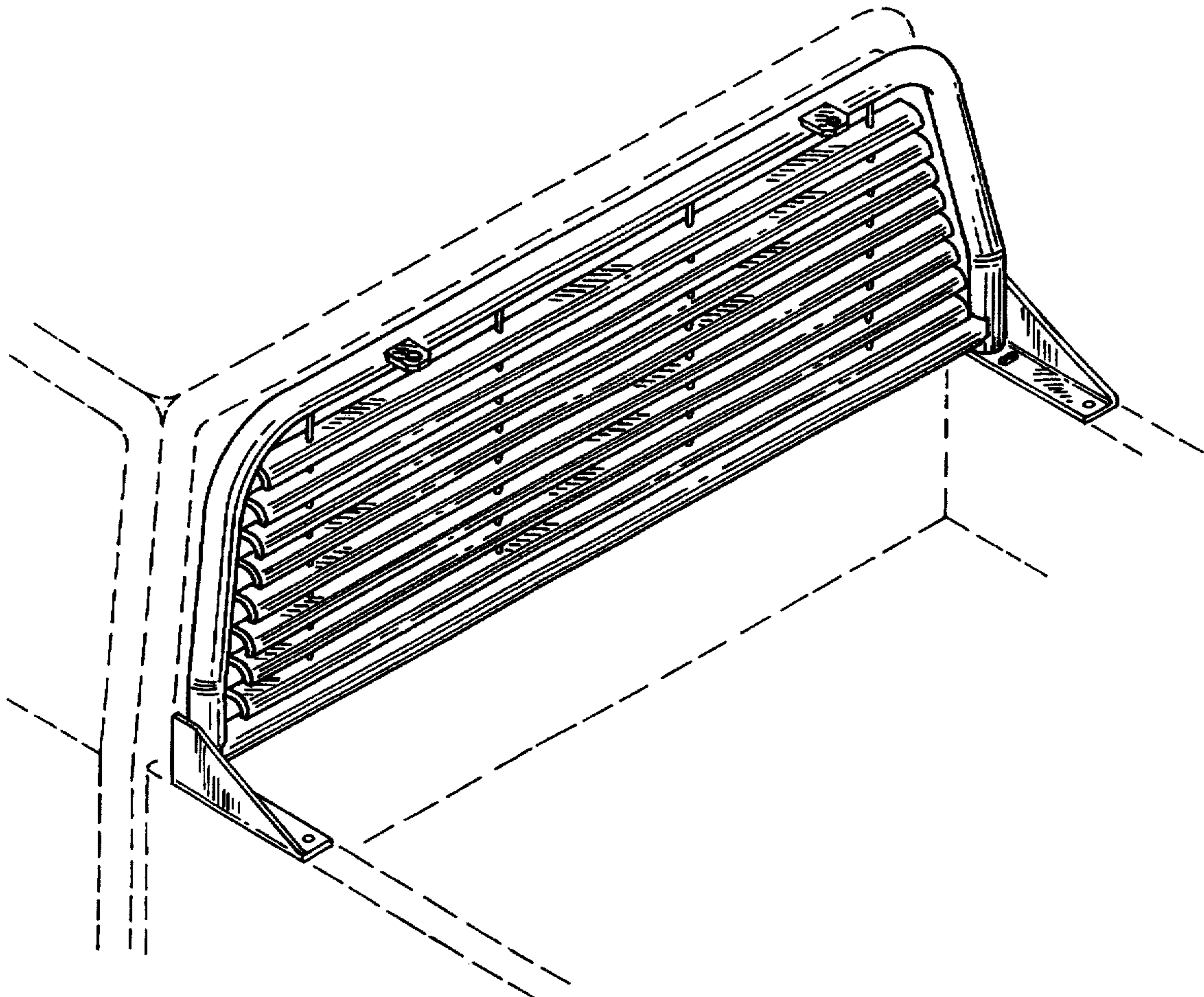
FIG. 5 is a rear elevational view thereof;

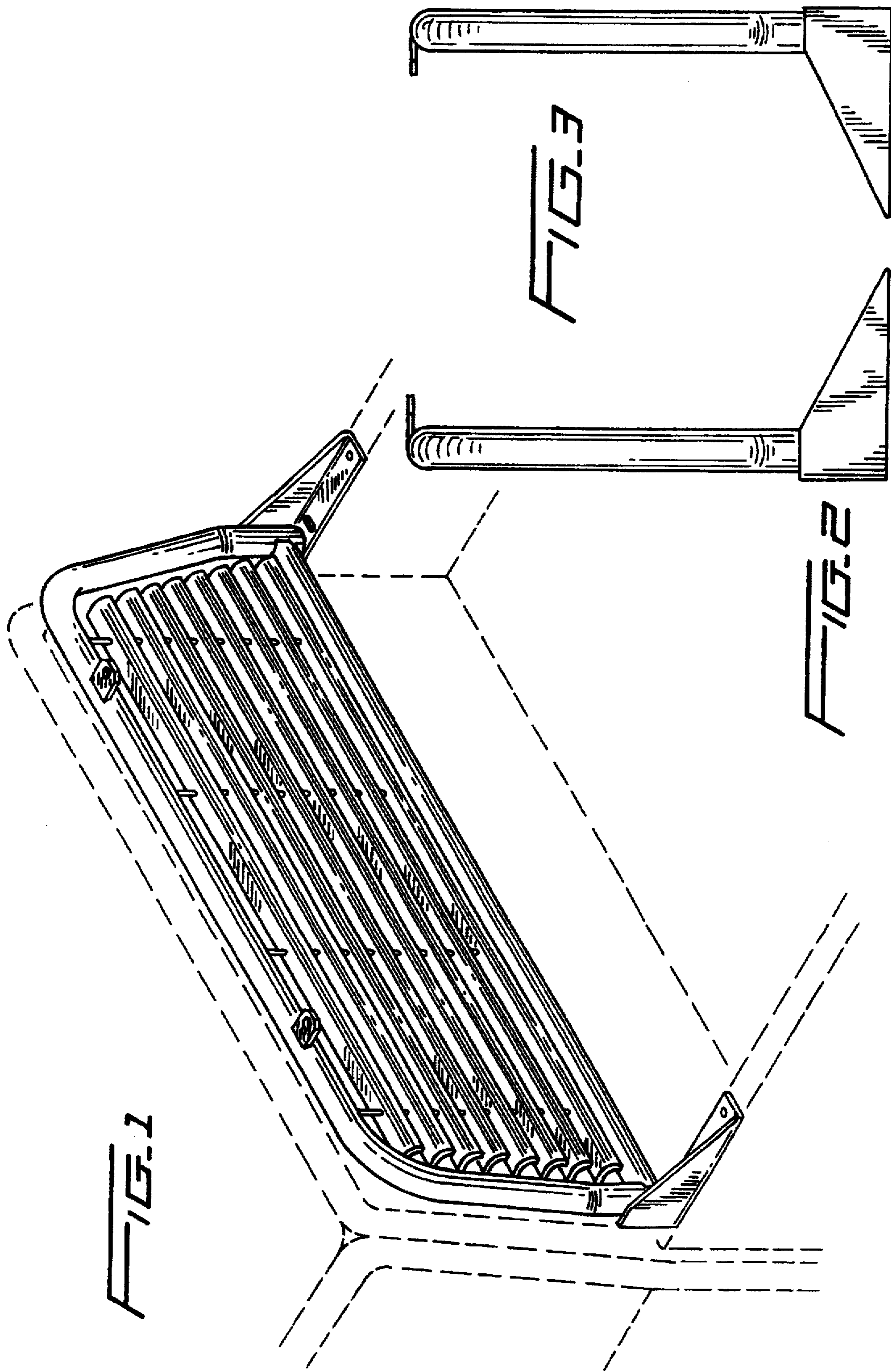
FIG. 6 is a bottom plan view thereof; and,

FIG. 7 is a front elevational view thereof.

The broken line showing of a truck is for illustrative purposes only and forms no part of the claimed design.

**1 Claim, 3 Drawing Sheets**





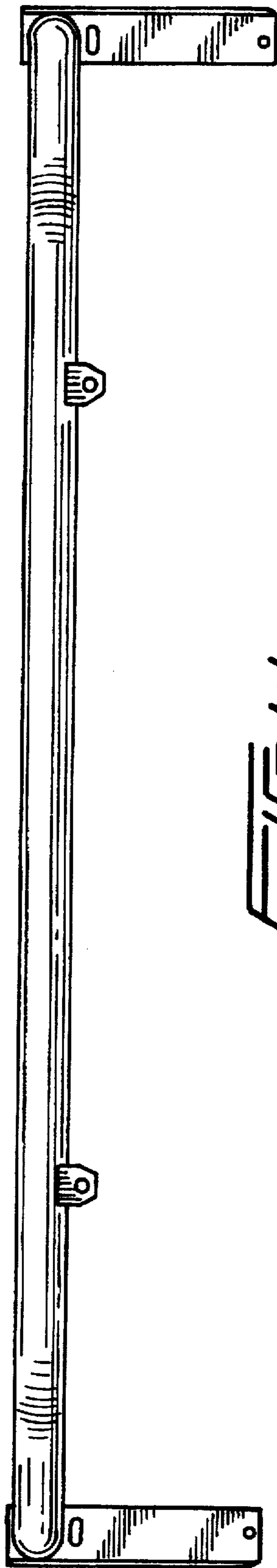


FIG. 4




FIG. 5

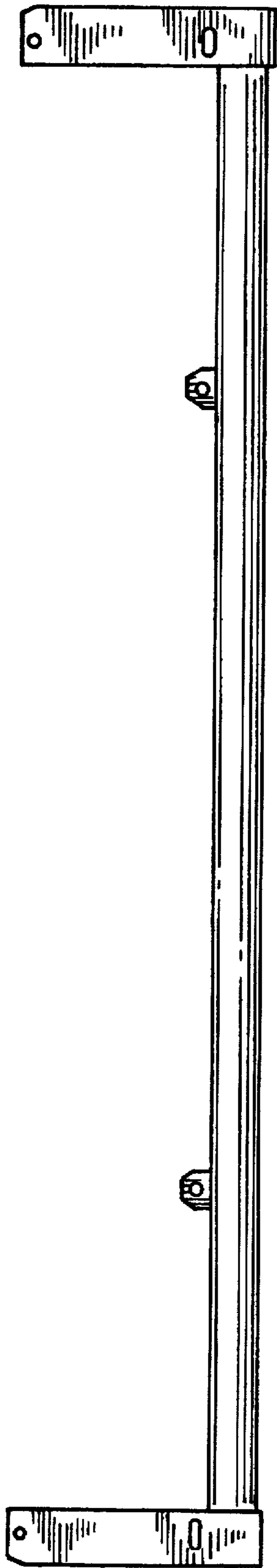


FIG. 6

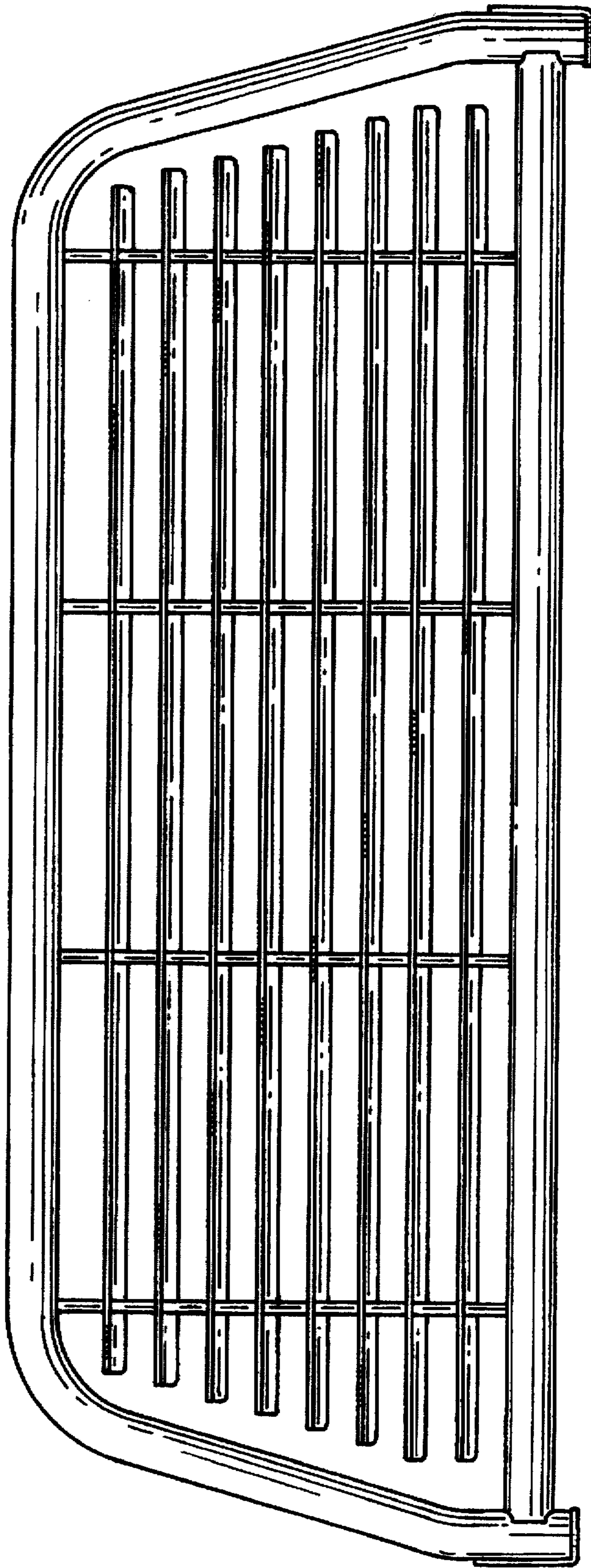


FIG. 7