



US00D388379S

United States Patent [19]
Harpes et al.

[11] **Patent Number: Des. 388,379**
[45] **Date of Patent: **Dec. 30, 1997**

[54] **TIRE TREAD**

[75] **Inventors: Pierre Harpes, Luxembourg; Maurice Graas, Reichlange, both of Luxembourg**

[73] **Assignee: The Goodyear Tire & Rubber Company, Akron, Ohio**

[**] **Term: 14 Years**

[21] **Appl. No.: 64,470**

[22] **Filed: Jan. 2, 1997**

[51] **LOC (6) Cl. 12-15**

[52] **U.S. Cl. D12/147**

[58] **Field of Search D12/136, 138, D12/140-151; 152/209 A, 209 B, 209 D, 209 R, 209 NT**

Spartan USA **Plus Touring Edition A/S Steel Radial Tire, 1995 Tread Design Guide, p. 64 Jan. 1995.

Primary Examiner—James Gandy
Assistant Examiner—Robert M. Spear
Attorney, Agent, or Firm—T. P. Lewandowski

[57] **CLAIM**

The ornamental design for a tire tread, as shown and described.

DESCRIPTION

FIG. 1 is a perspective view of a tire tread, it being understood that the pattern repeats uniformly throughout the circumference of the tread;

FIG. 2 is a side elevational view thereof;

FIG. 3 is a side elevational view thereof, the opposite side elevational view being identical thereto; and,

FIG. 4 is an enlarged fragmentary front perspective view thereof.

In the drawings, the broken lines defining the inner bead of the sidewall and the peripheral boundary between the tire tread and the sidewall are for illustrative purposes only and form no part of the claimed design.

[56] **References Cited**

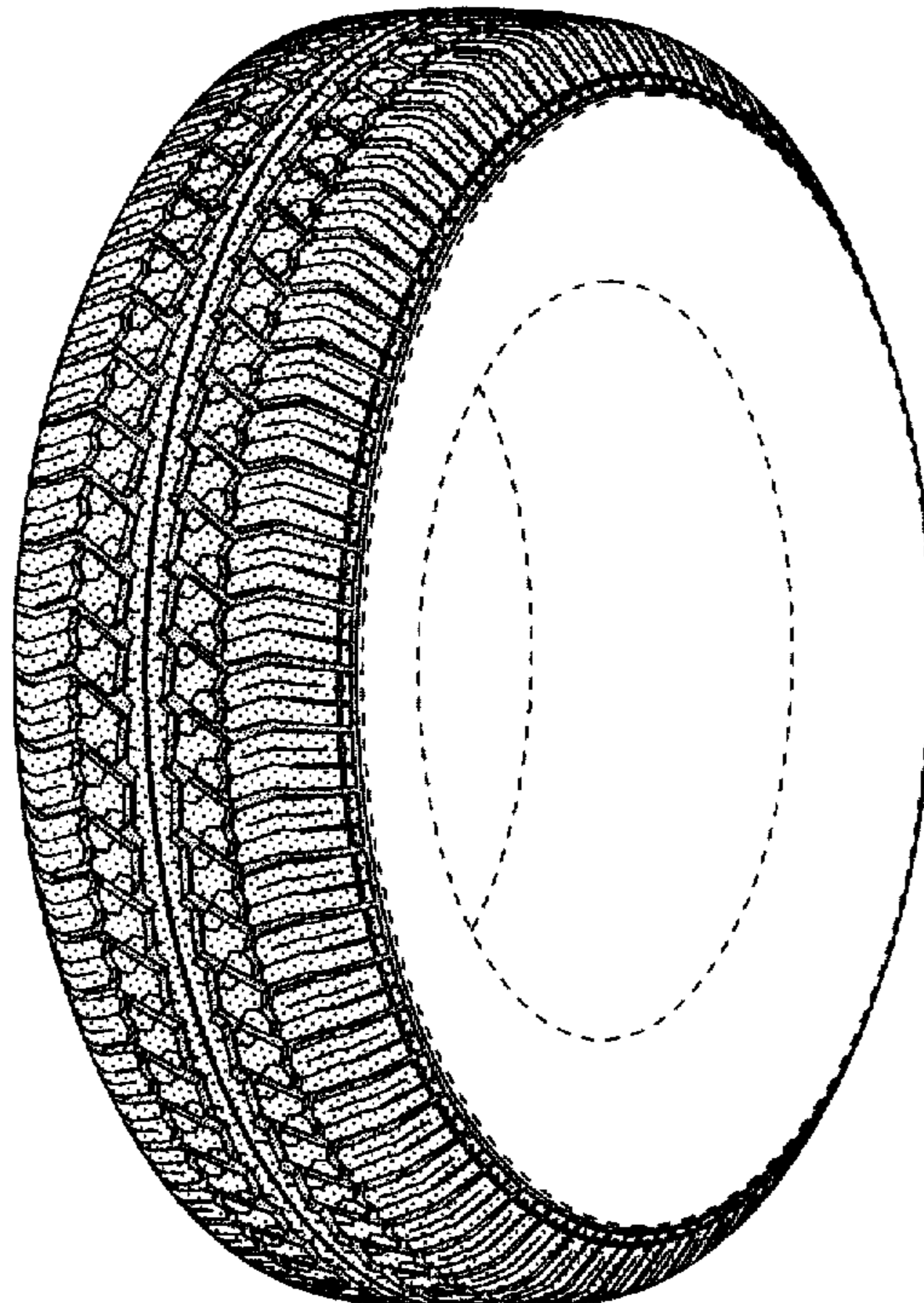
U.S. PATENT DOCUMENTS

D. 241,242	8/1976	Candillotis	D12/142
D. 279,363	6/1985	Fukumoto et al.	D12/143
D. 338,179	8/1993	Miller et al.	D12/147
D. 342,047	12/1993	Takahashi	D12/146
D. 350,719	9/1994	Graas et al.	D12/147
D. 366,018	1/1996	Krupa et al.	D12/147
5,365,987	11/1994	Ishii et al.	152/209 R

OTHER PUBLICATIONS

Falken Tire Illustration, Tire Review Magazine, Sep. 1995, p. 1 Sep. 1995.
Armstrong Coronet SXA Tire, 1995 Tread Design Guide, p. 8 Jan. 1995.

1 Claim, 4 Drawing Sheets



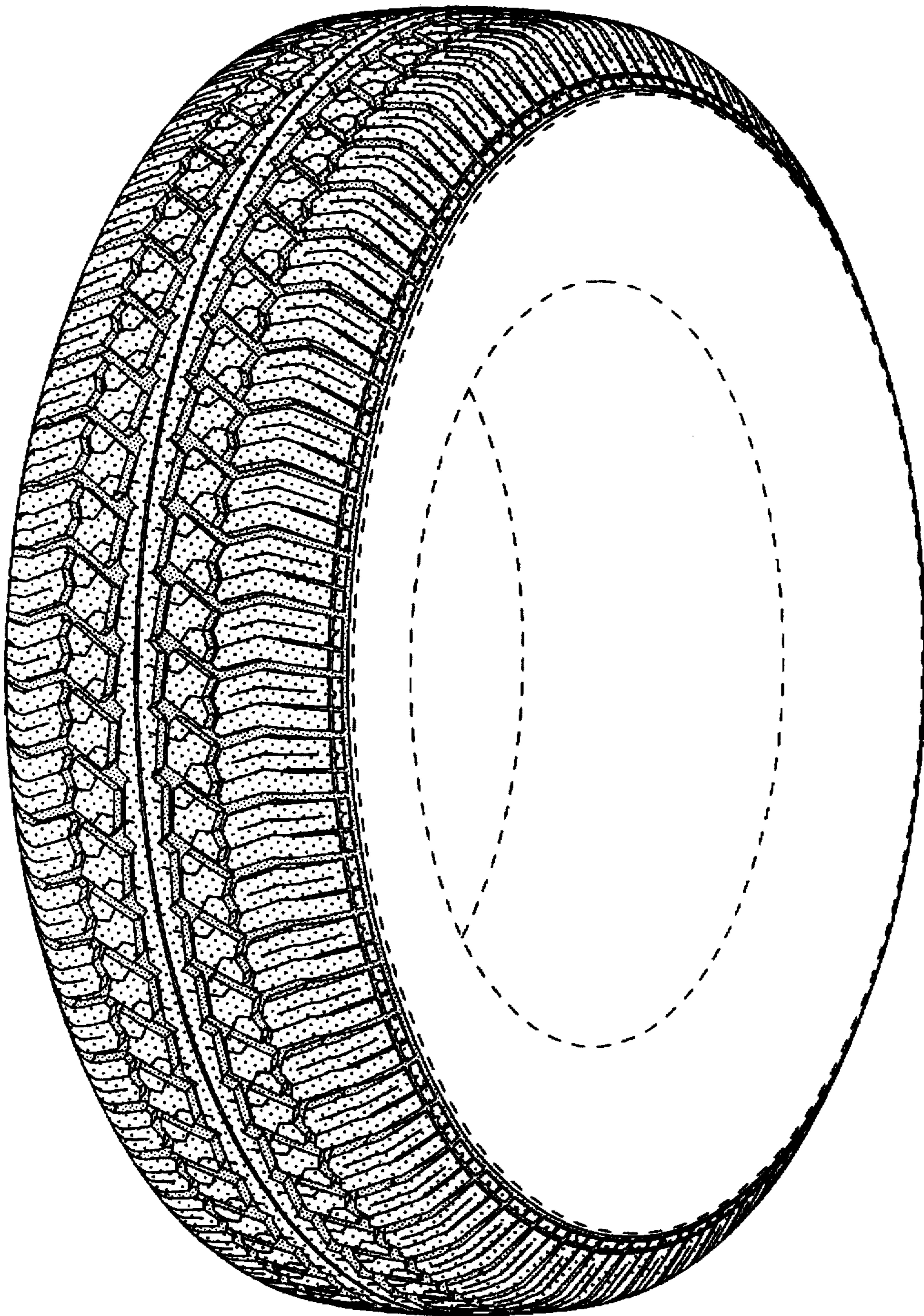


FIG-1

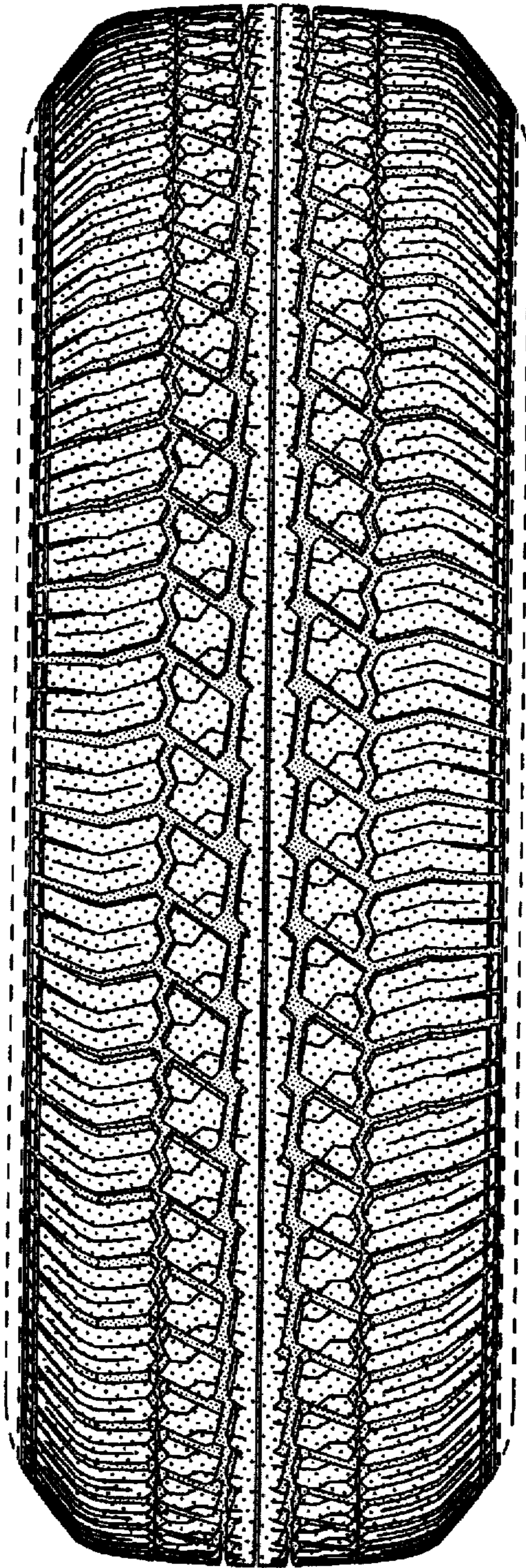


FIG-2

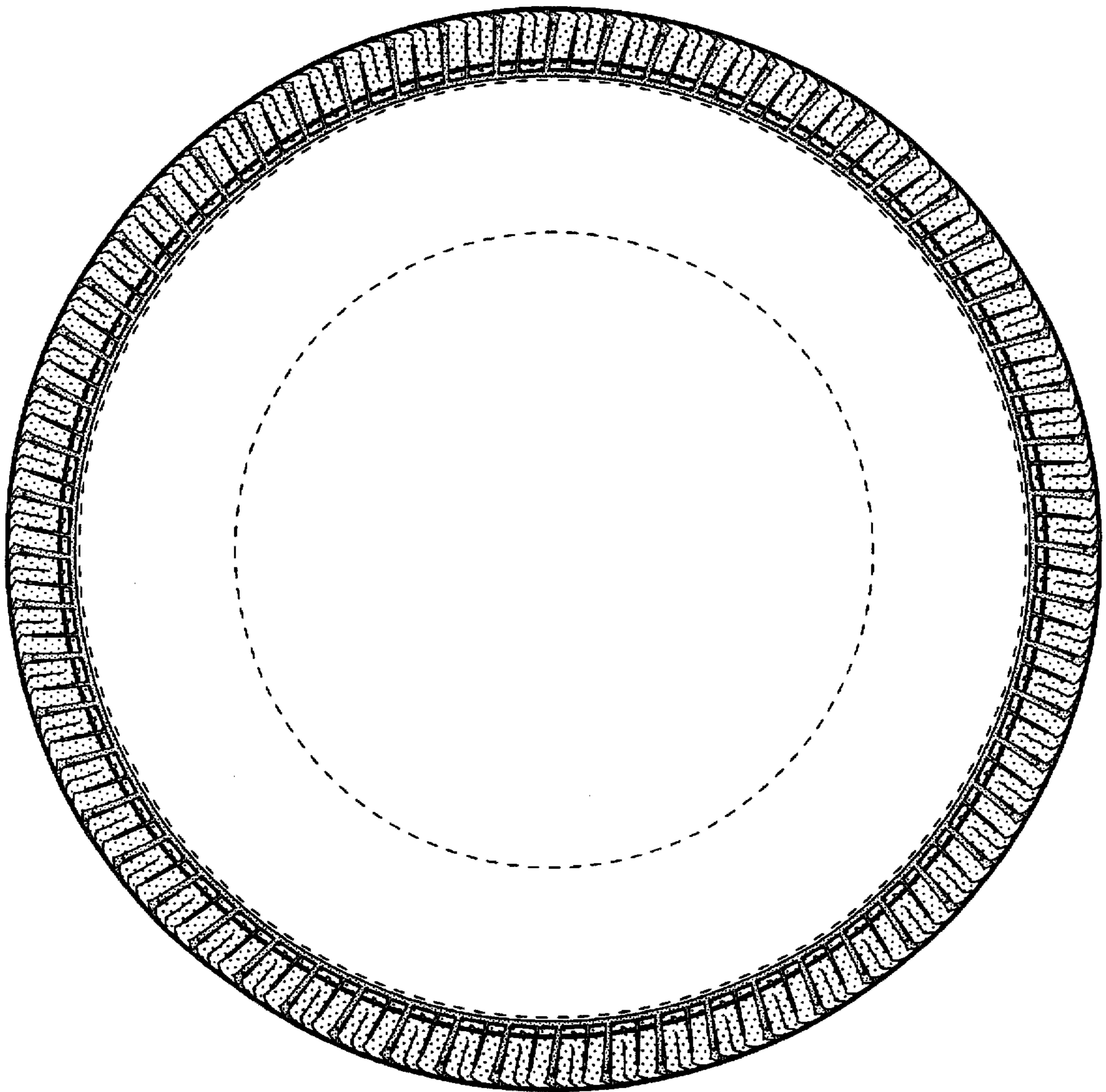


FIG-3

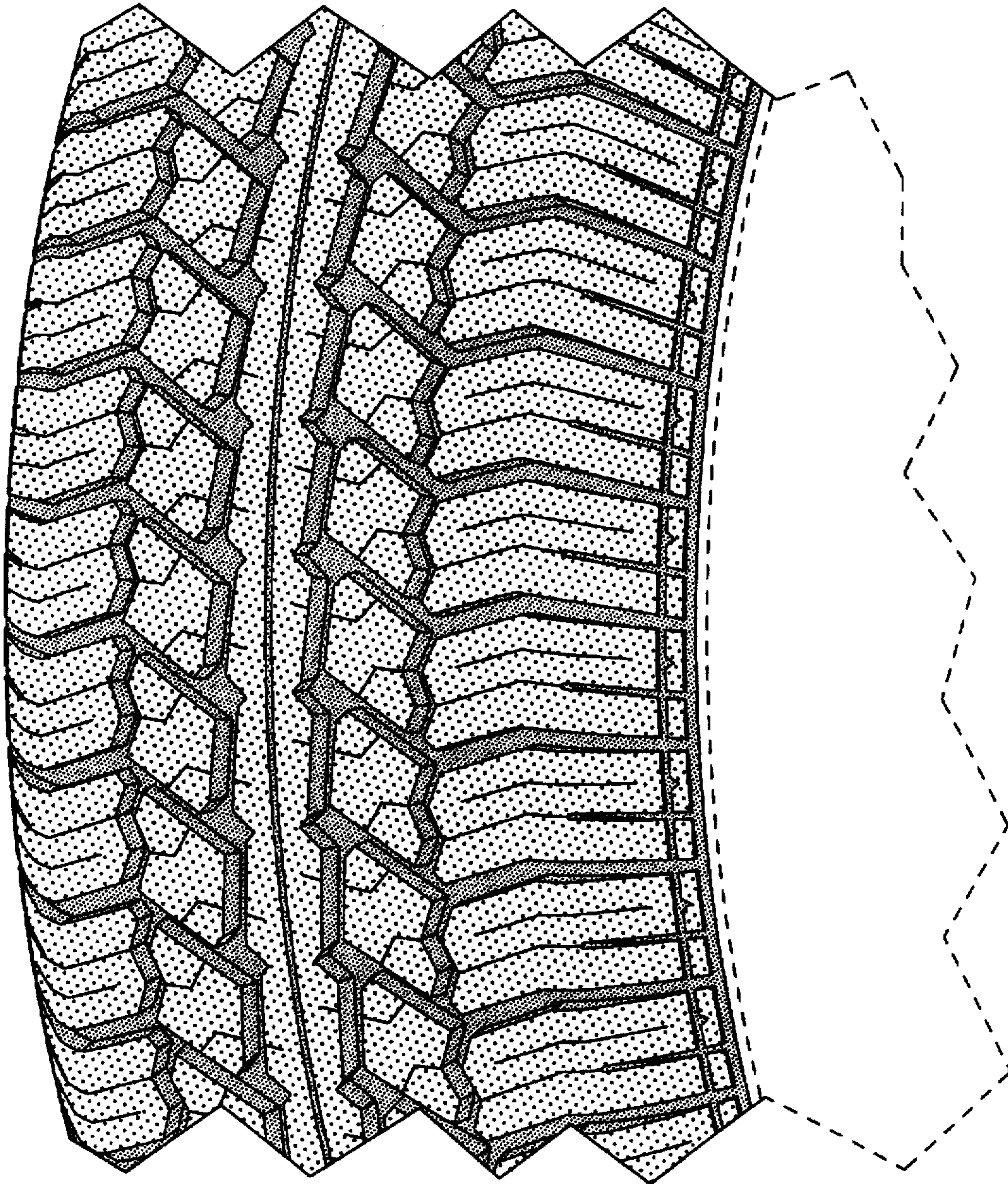


FIG-4