



US00D388357S

# United States Patent [19] Montaquila

[11] Patent Number: **Des. 388,357**

[45] Date of Patent: **\*\*\*Dec. 30, 1997**

[54] **EARRING CLIP**

[75] Inventor: **Robert A. Montaquila, Cranston, R.I.**

[73] Assignee: **Aro-Sac, Inc., North Providence, R.I.**

[\*] Notice: The portion of the term of this patent subsequent to Nov. 11, 2011, has been disclaimed.

[\*\*] Term: **14 Years**

3,418,826 12/1968 Wieshuber ..... 63/13  
 3,533,247 10/1970 Douglas ..... 63/13  
 4,003,216 1/1977 Cecere et al. .... 63/14.5

### FOREIGN PATENT DOCUMENTS

67733 1/1915 Austria ..... 63/12  
 80620 5/1920 Germany ..... 63/14.4  
 202616 1/1939 Switzerland ..... 63/12  
 14786 of 1913 United Kingdom ..... 63/14.5

### OTHER PUBLICATIONS

Advertisement, p. 95, Dec. 1994 issue of the *American Jewelry Manufacturer*.

Primary Examiner—Ralf Seifert  
 Attorney, Agent, or Firm—David S. Resnick; Dike, Bronstein, Roberts & Cushman, LLP

[21] Appl. No.: **55,612**

[22] Filed: **Jun. 7, 1996**

[51] LOC (6) Cl. .... **11-01**

[52] U.S. Cl. .... **D11/88**

[58] Field of Search ..... D11/1, 2, 40-48,  
 D11/86, 88, 91-92; 63/1.1, 12, 43, 900,  
 14.4, 14.6; 24/705, 499

### [57] CLAIM

The ornamental design of a earring clip, as shown and described.

### [56] References Cited

#### U.S. PATENT DOCUMENTS

122,328 1/1872 Northrup ..... 63/13  
 148,390 3/1874 Tappan ..... 63/13  
 D. 162,382 3/1951 Carroll, Jr. .... D11/88  
 D. 200,490 3/1965 Berzner ..... D11/88  
 241,462 5/1881 Washburn ..... 63/13  
 306,143 10/1884 Feeley ..... 63/13  
 326,135 9/1885 Merritt ..... 63/12  
 687,446 11/1901 Washburn ..... 63/14.4  
 1,561,128 11/1925 Waller ..... 63/13  
 2,013,760 9/1935 McSoley ..... 24/499  
 2,398,995 1/1946 Beck ..... 63/14.6

### DESCRIPTION

FIG. 1 is a perspective view of an earring clip embodying the present invention;  
 FIG. 2 is a side elevational view thereof;  
 FIG. 3 is an end view of the clip taken from the left of FIG. 2;  
 FIG. 4 is an end view of the clip taken from the right of FIG. 2;  
 FIG. 5 is a top plan view; and,  
 FIG. 6 is a bottom plan view.

1 Claim, 1 Drawing Sheet

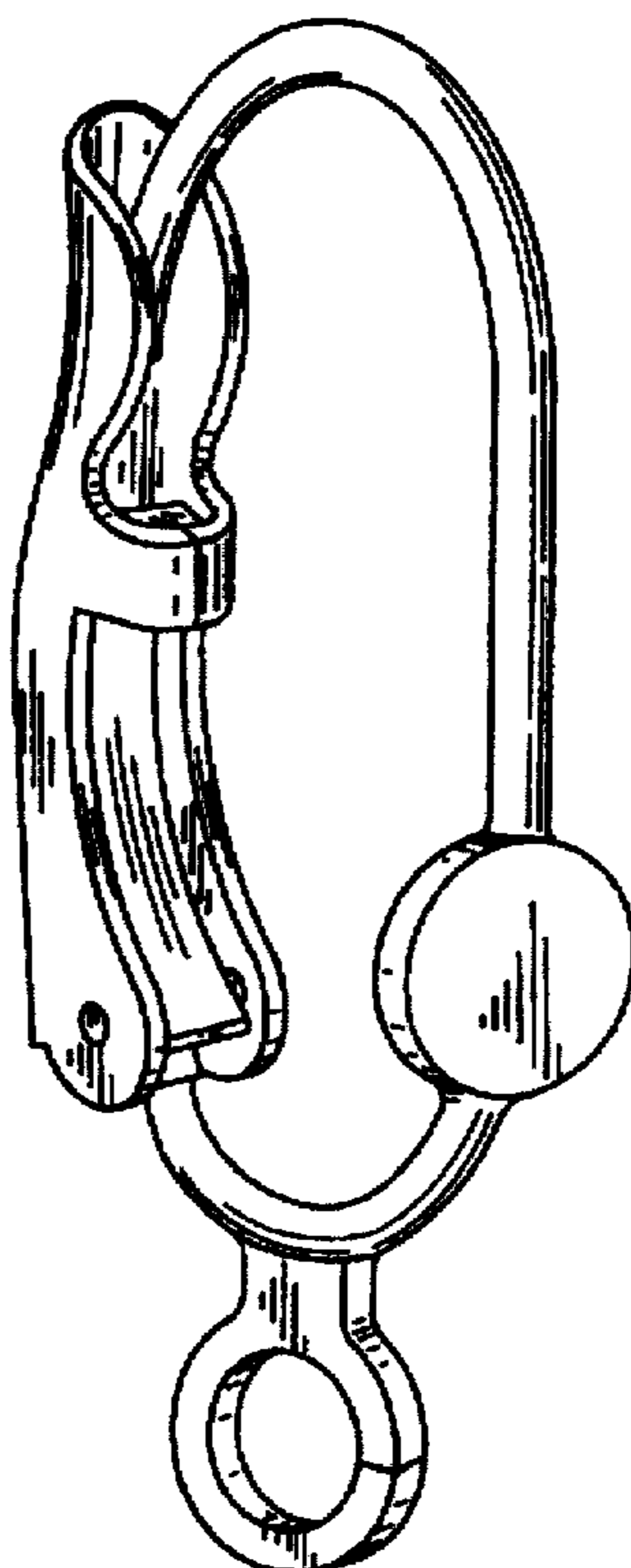


FIG. 1

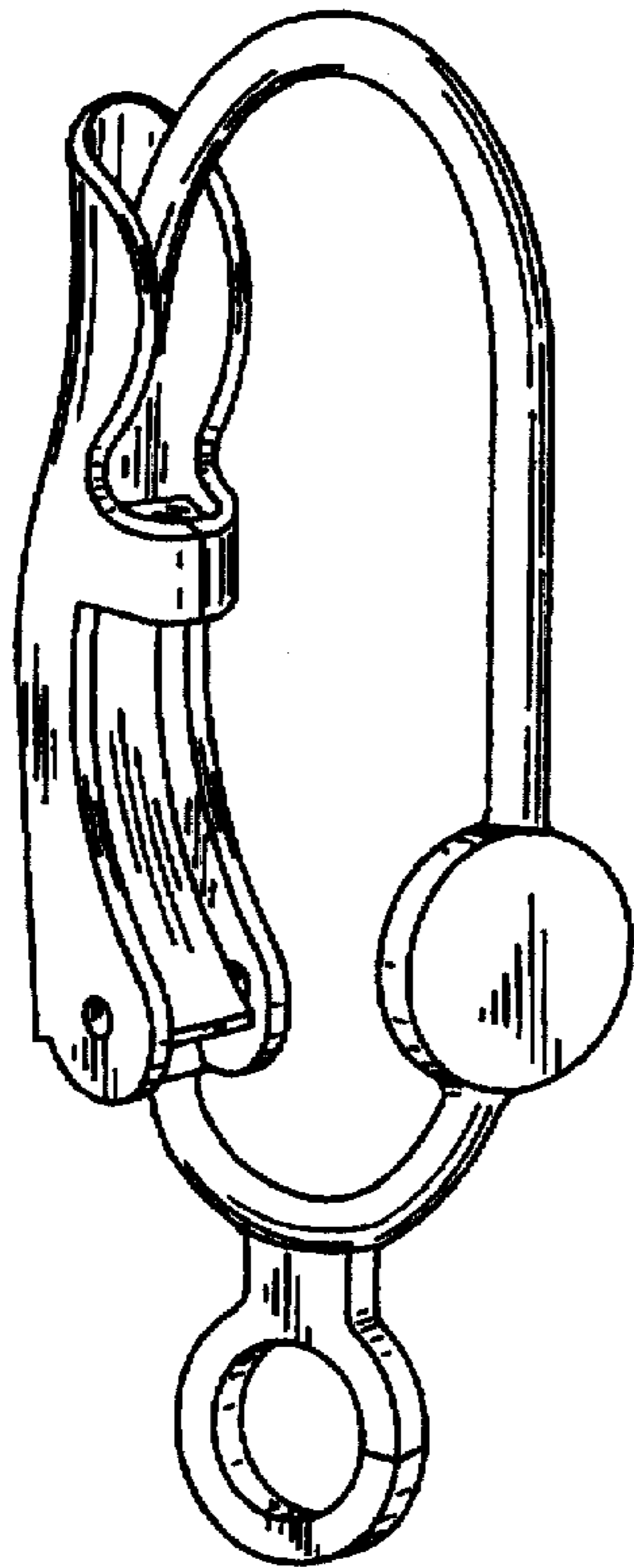


FIG. 2

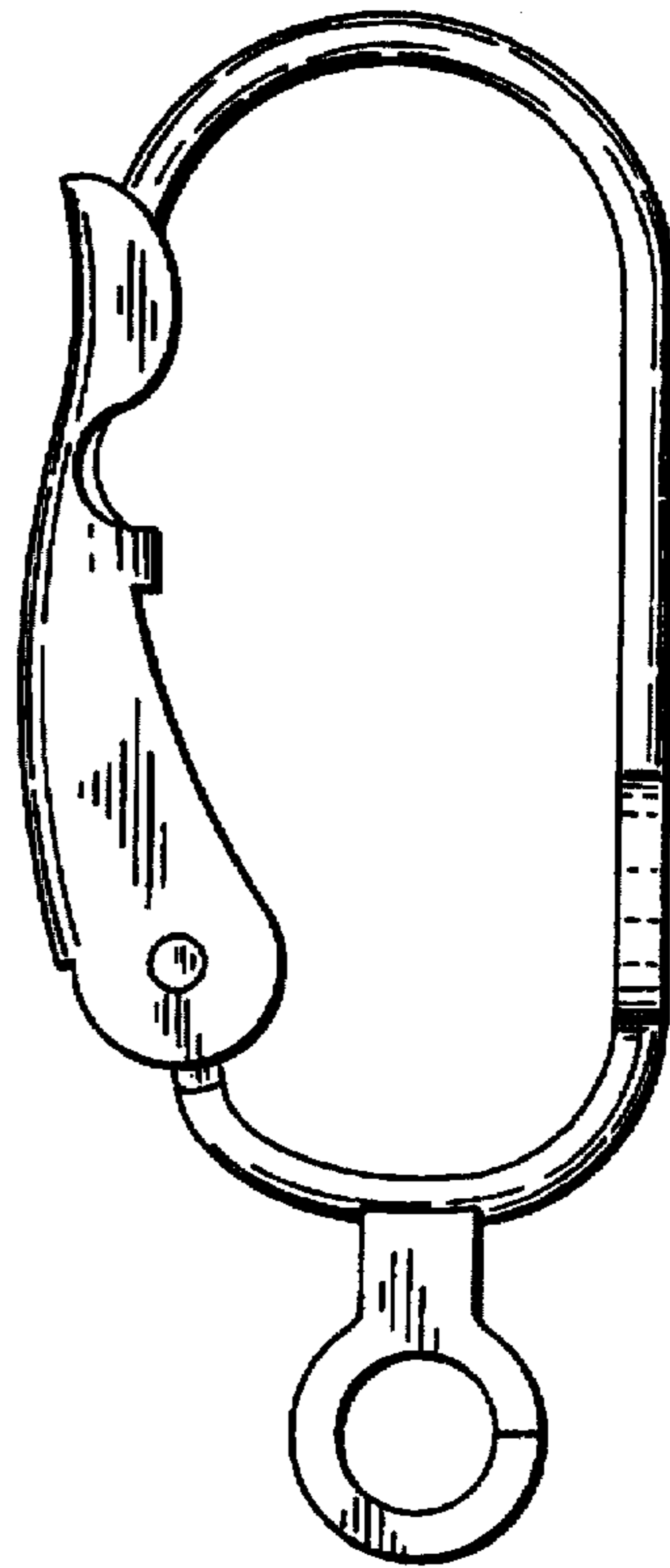


FIG. 3

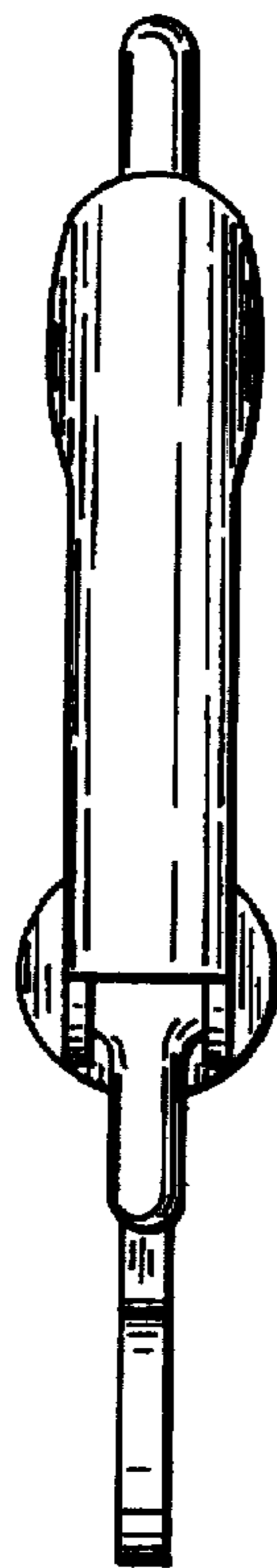


FIG. 4

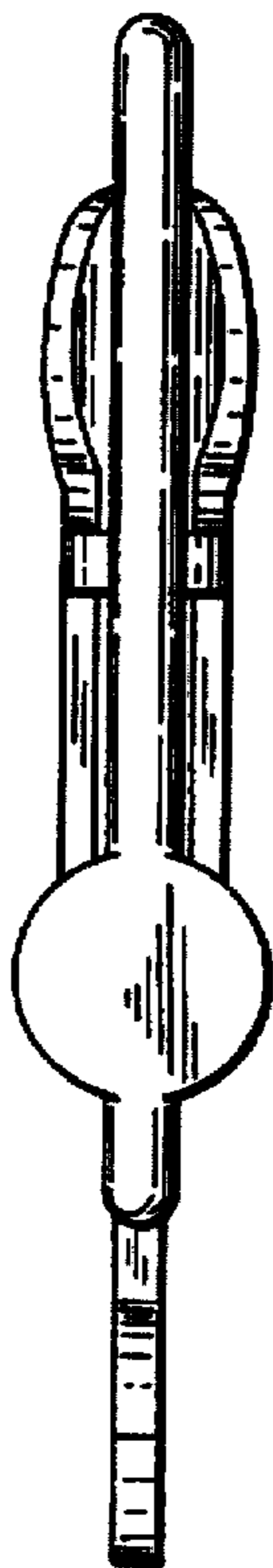


FIG. 5

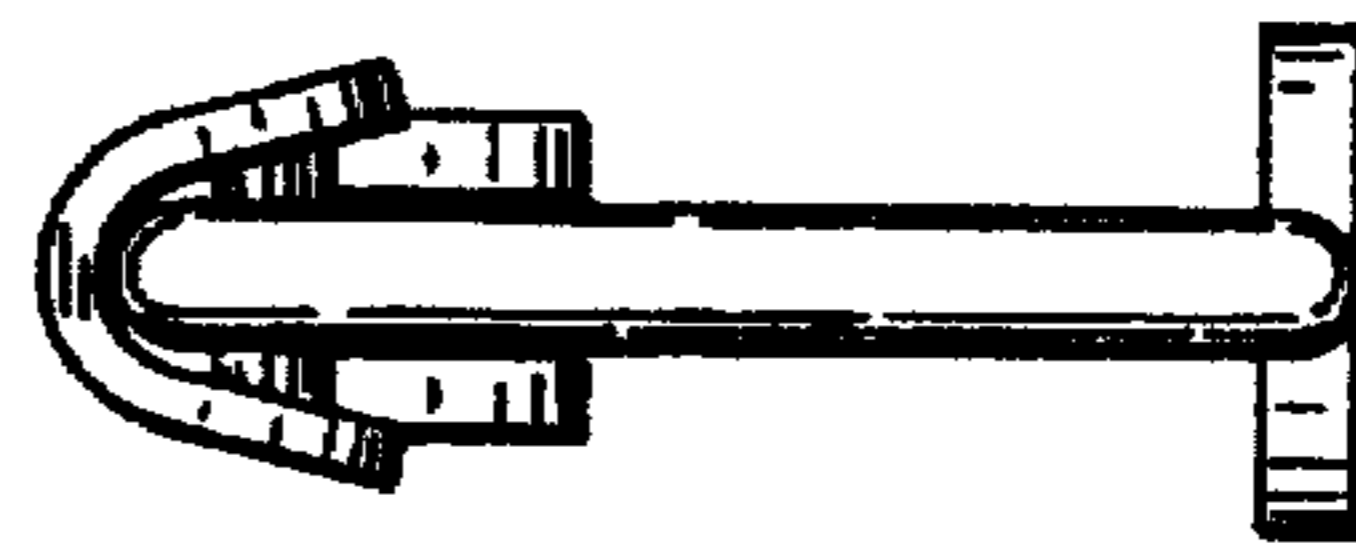


FIG. 6

