



US00D388356S

United States Patent [19]

Lucas, II et al.

[11] Patent Number: **Des. 388,356**

[45] Date of Patent: ****Dec. 30, 1997**

[54] **JEWELRY CLASP EXTENDER**

Attorney, Agent, or Firm—Harold H. Dutton, Jr.

[76] Inventors: **James E. Lucas, II; Regina L. Lucas,**
both of 1318 N. Madras Hwy.,
Prineville, Oreg. 97754

[57] **CLAIM**

The ornamental design for a jewelry clasp extender, as shown.

[**] Term: **14 Years**

DESCRIPTION

[21] Appl. No.: **53,053**

FIG. 1 is a perspective view of a jewelry clasp extender showing our new design;

[22] Filed: **Apr. 26, 1996**

FIG. 2 is a front view thereof;

[51] LOC (6) CL. **11-01**

[52] U.S. Cl. **D11/86**

FIG. 3 is a rear view thereof;

[58] Field of Search **D11/1-6, 87; 63/3;**
70/456 R, 457; 24/496 F, 573.3

FIG. 4 is a top view thereof;

[56] **References Cited**

PUBLICATIONS

FIG. 5 is a bottom view thereof;

Rio Grande Albuquerque 1991-1992 Findings & Chains
Item upper right of page 260—Located in GP2900.


FIG. 6 is a right view thereof; and,

Rio Grande Albuquerque 1991-1992 Findings & Chains
Item in the center and top of p. 244 & Located in GP2900.

FIG. 7 is a left view thereof.

Primary Examiner—Ralf Seifert

1 Claim, 4 Drawing Sheets



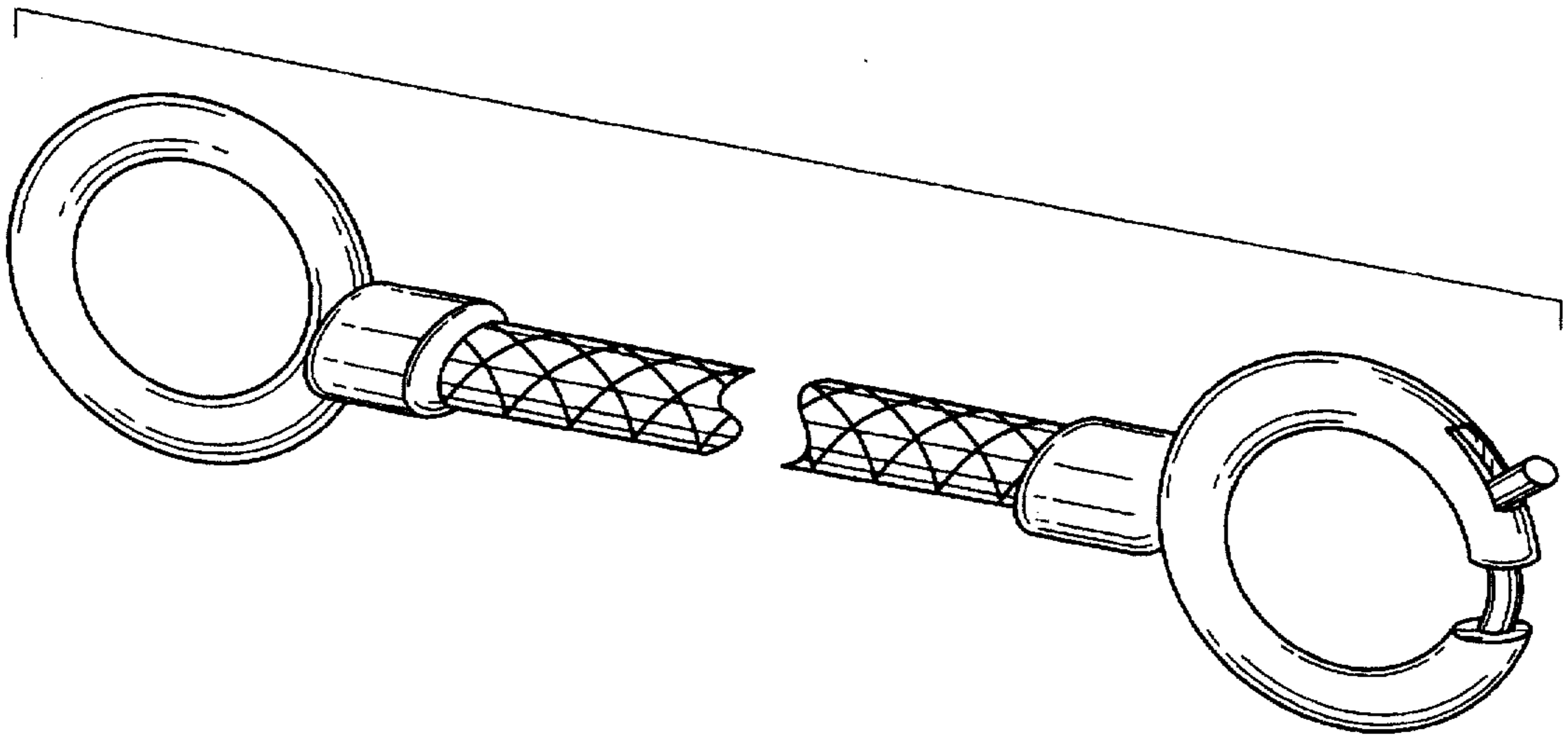


FIG. 1

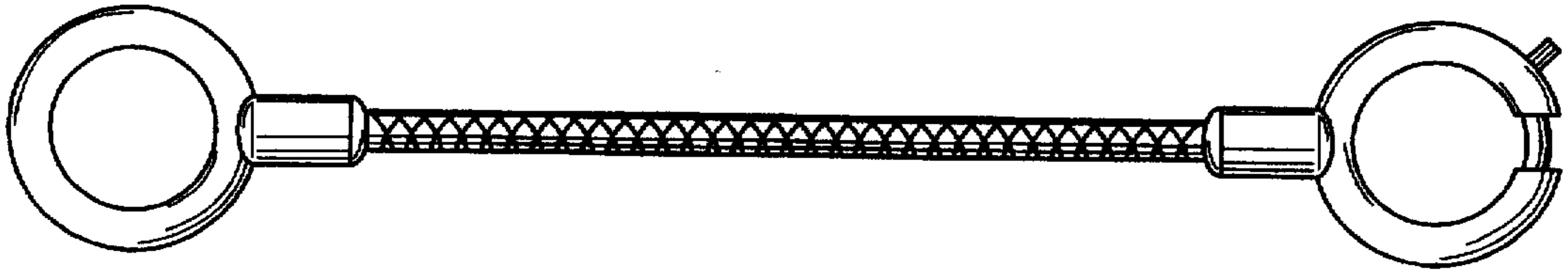


FIG. 2




FIG. 3



FIG. 4



FIG. 5



FIG. 6



FIG. 7