



US00D388354S

United States Patent [19]
Giardiello

[11] **Patent Number: Des. 388,354**
[45] **Date of Patent: **Dec. 30, 1997**

- [54] **WATCH-BRACELET**
- [75] **Inventor: Barbara Giardiello, Naples, Italy**
- [73] **Assignee: Arttime S.A., Neuchatel, Switzerland**
- [**] **Term: 14 Years**
- [21] **Appl. No.: 55,998**
- [22] **Filed: Jun. 19, 1996**
- [30] **Foreign Application Priority Data**
Dec. 22, 1995 [XH] Hague Agreement DMA/003186
- [51] **LOC (6) Cl. 11-01**
- [52] **U.S. Cl. D11/21**
- [58] **Field of Search D11/1-16, 20-25,**
D11/93, 94; D10/32, 39; 63/26, 1.1, 2-11
- [56] **References Cited**
U.S. PATENT DOCUMENTS
D. 293,302 12/1987 Schoepfer D11/21 X

- D. 357,431 4/1995 Bursener D11/25
- D. 372,880 8/1996 Chavviol D11/19
- 1,831,951 11/1931 Fassnacht et al. D11/19 X
- 3,902,313 9/1975 Poon 63/4

Primary Examiner—Ralf Seifert
Attorney, Agent, or Firm—Sughrue, Mion, Zinn, Macpeak & Seas, PLLC

[57] **CLAIM**

The ornamental design for a watch-bracelet, as shown and described.

DESCRIPTION

FIG. 1 is a perspective view of the top and one side of a watch-bracelet showing my new design;
FIG. 2 is a top plan view thereof;
FIG. 3 is a bottom plan view thereof;
FIG. 4 is a side elevational view of said one side thereof;
FIG. 5 is a side elevational view of an opposite side thereof;
FIG. 6 is an end elevational view of one end thereof; and,
FIG. 7 is an end elevational view of an opposite end thereof.

1 Claim, 4 Drawing Sheets




FIG. 1



FIG. 2




FIG. 3




FIG. 4



FIG. 5



FIG. 6



FIG. 7

