



US00D388345S

**United States Patent** [19]  
**Burns**

[11] **Patent Number: Des. 388,345**

[45] **Date of Patent: \*\*Dec. 30, 1997**

[54] **FISHING RULER**

[76] **Inventor: Thomas P. Burns, 1421 W. 143rd St., #313, Burnsville, Minn. 55306**

[\*\*] **Term: 14 Years**

[21] **Appl. No.: 66,150**

[22] **Filed: Feb. 7, 1997**

[51] **LOC (6) Cl. .... 10-04**

[52] **U.S. Cl. .... D10/71; D10/70**

[58] **Field of Search ..... D10/70, 71; 33/483-494, 33/511, 549, 553, 554; 43/4, 5, 54.11**

[56] **References Cited**

**U.S. PATENT DOCUMENTS**

|            |        |                |          |
|------------|--------|----------------|----------|
| D. 174,252 | 3/1955 | Di Piero ..... | D10/70 X |
| 442,033    | 2/1890 | Nisley .....   | 33/484   |
| 1,308,654  | 7/1919 | Bopst .....    | 33/484   |

*Primary Examiner*—Antoine Duval Davis  
*Attorney, Agent, or Firm*—Palmatier, Sjoquist, Helget & Voigt, P.A.

[57] **CLAIM**

The ornamental design for a fishing ruler, as shown and described

**DESCRIPTION**

FIG. 1 is a perspective view of a fishing ruler showing my new design;

FIG. 2 is a top plan view showing a fish in phantom being measure;

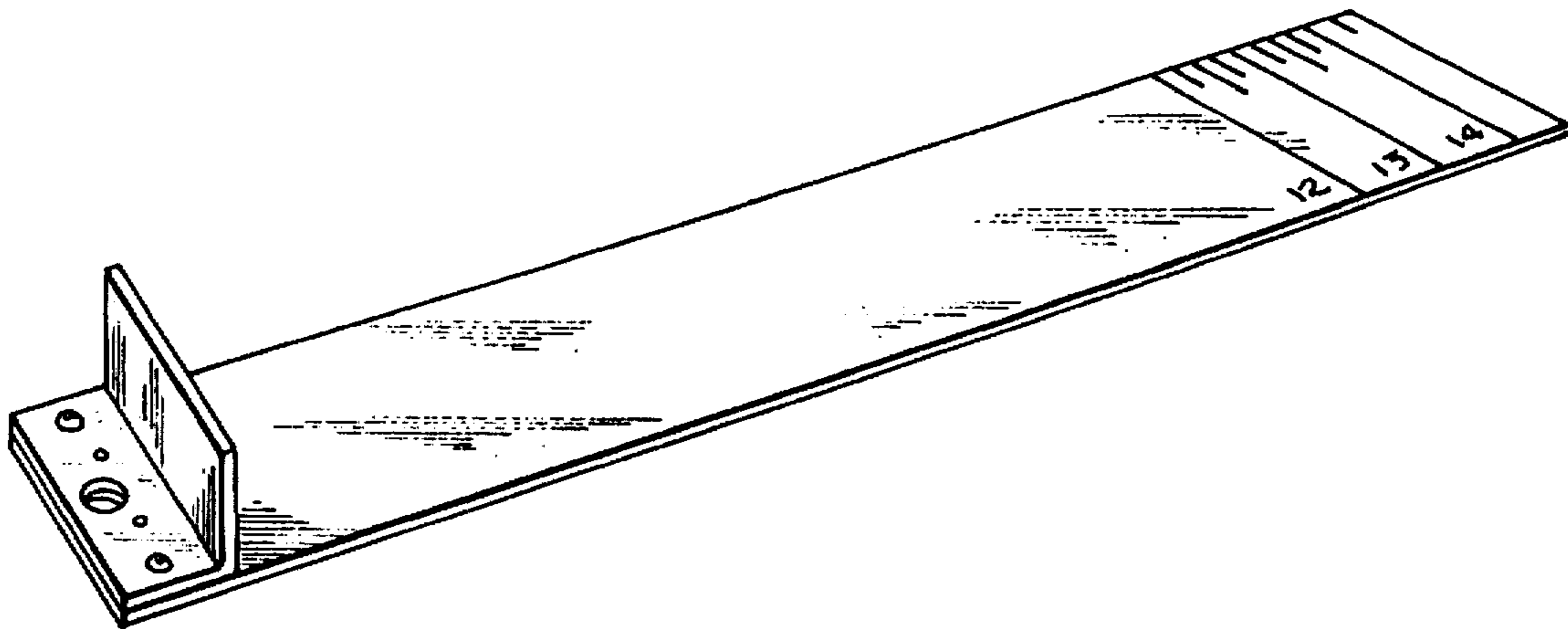
FIG. 3 is a bottom plan view;

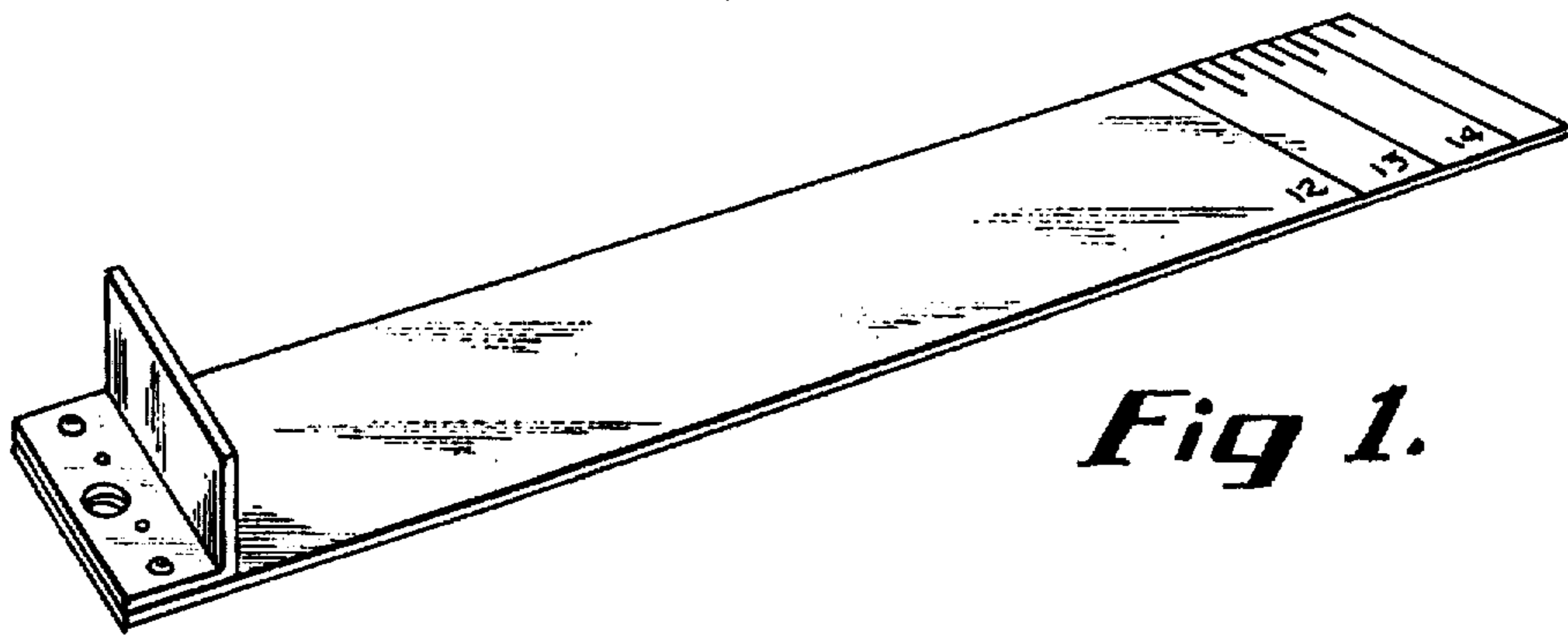
FIG. 4 is a left side elevational view;

FIG. 5 is a right side elevational view; and,


FIG. 6 is a front elevational view which is a mirror image of the rear.

**1 Claim, 1 Drawing Sheet**







*Fig. 1.*




*Fig. 2.*



*Fig. 3.*



*Fig. 4.*



*Fig. 5.*



*Fig. 6.*