

US00D388341S

# United States Patent [19]

[11] Patent Number: **Des. 388,341**

Perez

[45] Date of Patent: **\*\*Dec. 30, 1997**

[54] **GOLFER'S GUIDE**

3,030,016	4/1962	Rudduck	.....	D10/46.1 X
3,135,515	6/1964	Kinsey	.....	116/223 X
3,905,547	9/1975	Cyre et al.	.....	235/90

[76] Inventor: **Leoncio D. Perez, 1708 W. 24th St., Los Angeles, Calif. 90018**

Primary Examiner—Prabhakar G. Deshmukh

[\*\*] Term: **14 Years**

## [57] CLAIM

[21] Appl. No.: **62,952**

The ornamental design for a golfer's guide, as shown and described.

[22] Filed: **Oct. 11, 1996**

## DESCRIPTION

[51] LOC (6) Cl. .... **21-01**

[52] U.S. Cl. .... **D10/46.1**

[58] Field of Search ..... D10/46.1; D21/214, D21/234; 116/222-225; 235/90

FIG. 1 is a front elevational view of the golfer's guide showing my new design;  
 FIG. 2 is a rear elevational view thereof;  
 FIG. 3 is a right view thereof;  
 FIG. 4 is a left view thereof;  
 FIG. 5 is a top plan view thereof;  
 FIG. 6 is a bottom plan view thereof; and,  
 FIG. 7 is an exploded isometric view of the two discs which comprise the claimed design.

## [56] References Cited

### U.S. PATENT DOCUMENTS

D. 110,495	7/1938	Paul	.....	D10/46.1
D. 135,744	6/1943	Pauey	.....	D10/46.1
2,440,415	4/1948	Piper	.....	116/223 X
2,996,247	8/1961	Shell	.....	D10/46.1 X

1 Claim, 3 Drawing Sheets

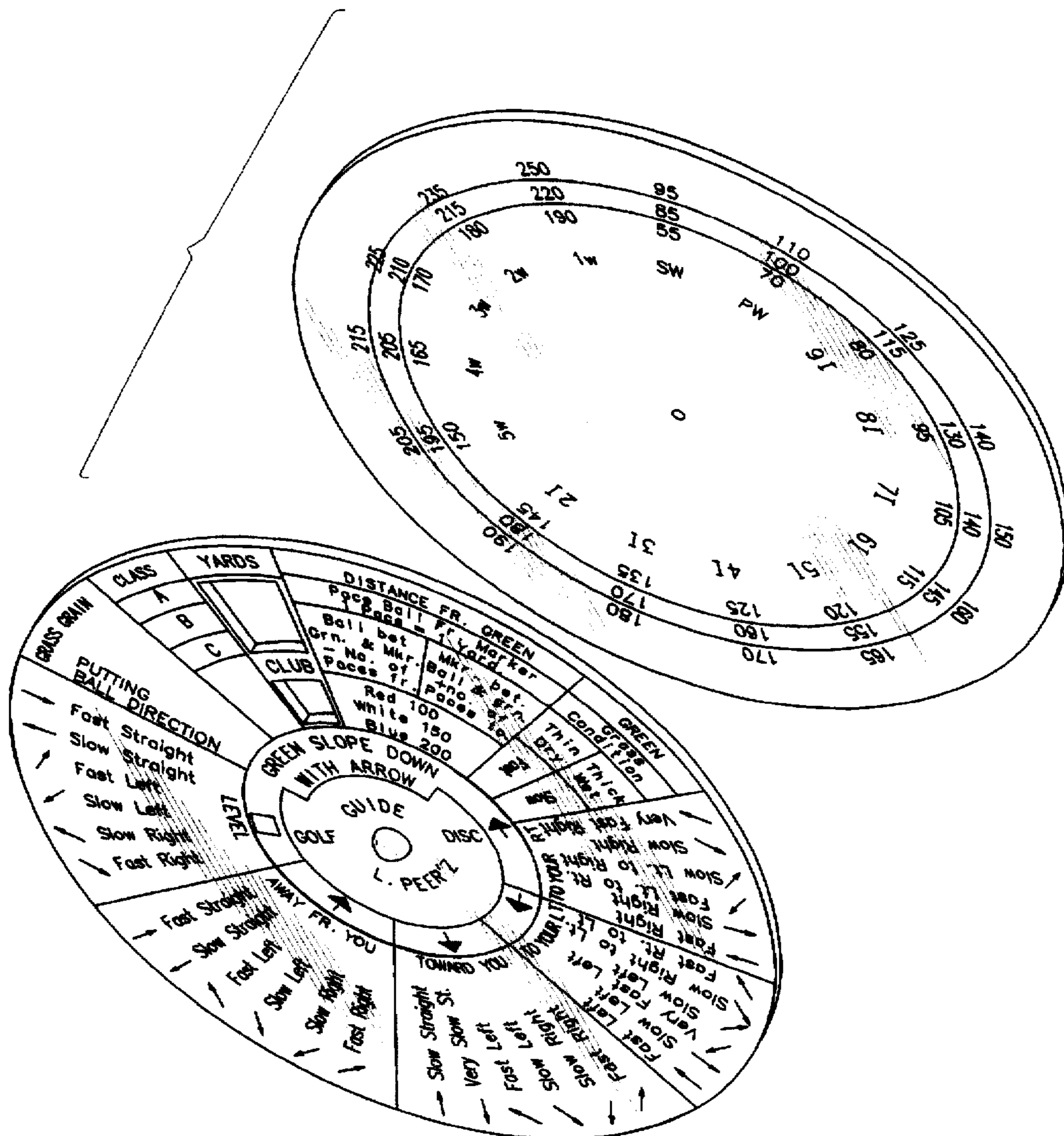


FIG. 1

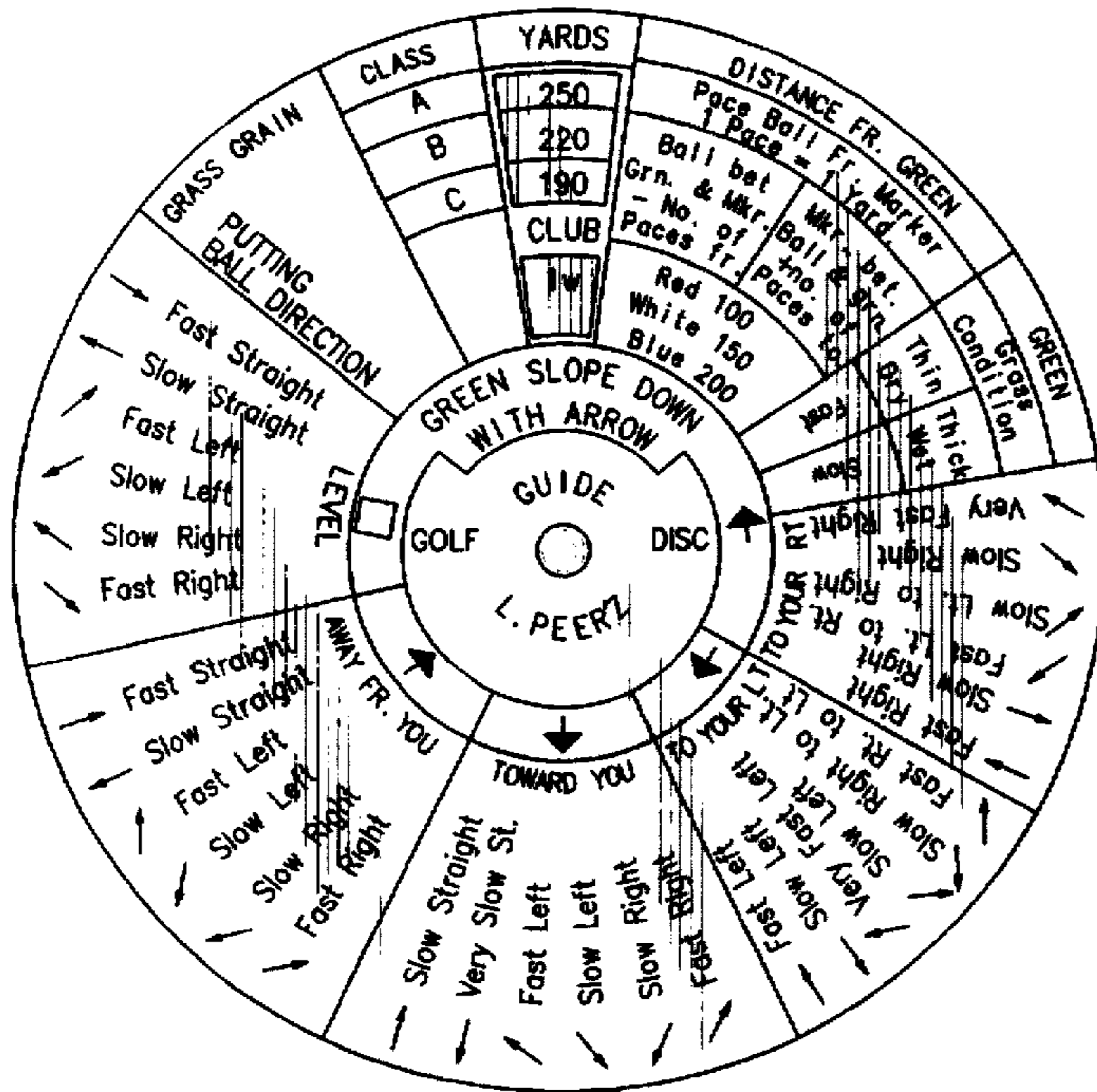


FIG. 2

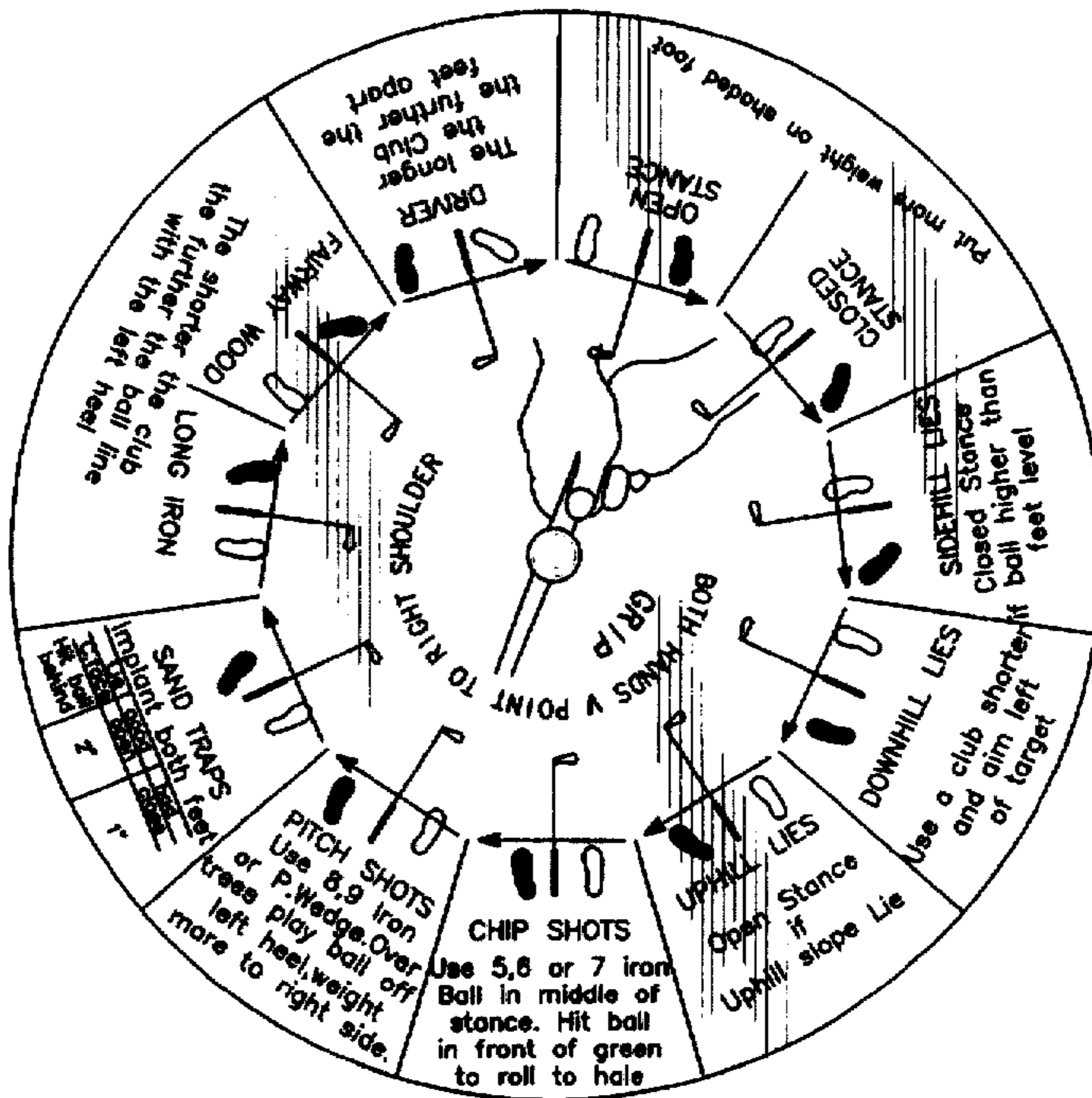


FIG. 3

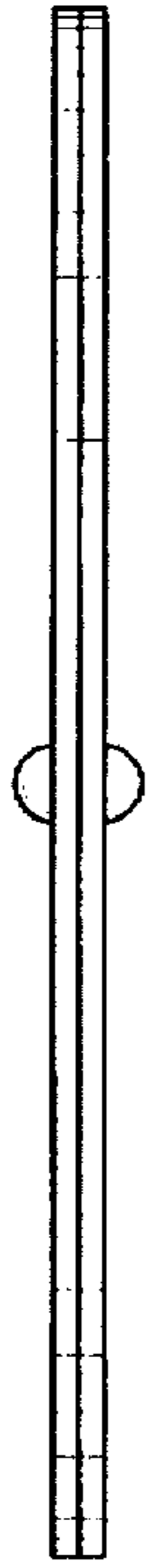


FIG. 4



FIG. 5

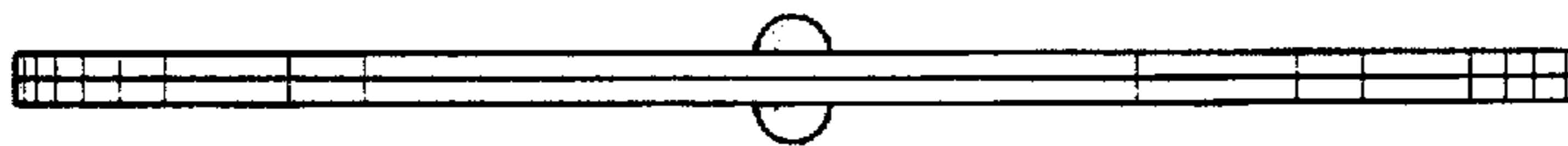


FIG. 6



FIG. 7

