



US00D388339S

United States Patent [19]
Wunderman

[11] **Patent Number: Des. 388,339**
[45] **Date of Patent: **Dec. 30, 1997**

[54] **WATCH**

[75] **Inventor: Severin S. Wunderman, South Laguna, Calif.**

[73] **Assignee: Severin Montres AG (Severin Montres SA) (Severin Montres Ltd), Lengnau, Switzerland**

[**] **Term: 14 Years**

[21] **Appl. No.: 58,791**

[22] **Filed: Aug. 23, 1996**

[30] **Foreign Application Priority Data**

Feb. 23, 1996 [WO] WIPO DMA/003237

[51] **LOC (6) Cl. 10-02**

[52] **U.S. Cl. D10/39; D10/30**

[58] **Field of Search D10/1-40, 122-132; 368/280-282, 276-277, 285**

[56] **References Cited**

U.S. PATENT DOCUMENTS

- D. 16,808 7/1886 Lorsch D10/33
- D. 304,745 11/1989 Ukisu D17/72
- D. 305,619 1/1990 Diehl D10/6
- D. 305,785 1/1990 Ukisu D21/120
- D. 351,799 10/1994 Bulgari D10/39
- D. 362,191 9/1995 Bulgari D10/32

FOREIGN PATENT DOCUMENTS

2740946 3/1978 Germany D10/6 X

OTHER PUBLICATIONS

European Jeweler—May 1977—p. 41—watch at top-right-center.

Housewares Jan. 21-27, 1987—p. N/A—“Bath” clock at top.

Primary Examiner—Nelson C. Holtje
Attorney, Agent, or Firm—Sughrue, Mion, Zinn, Macpeak & Seas

[57] **CLAIM**

The ornamental design for a watch, as shown and described.

DESCRIPTION

FIG. 1 is a perspective view of the top and one side of a watch showing my new design;
FIG. 2 is a top plan view thereof;
FIG. 3 is a bottom plan view thereof;
FIG. 4 is a side elevational view of said one side thereof;
FIG. 5 is a side elevational view of an opposite side thereof;
FIG. 6 is an end elevational view of one end thereof; and,
FIG. 7 is an elevational view of an opposite end thereof.

1 Claim, 4 Drawing Sheets




FIG. 1




FIG. 2




FIG. 3




FIG. 4



FIG. 5



FIG. 6




FIG. 7

