



US00D388338S

**United States Patent** [19]  
**Giardiello**

[11] **Patent Number: Des. 388,338**  
[45] **Date of Patent: \*\*Dec. 30, 1997**

[54] **WATCH**

[75] **Inventor: Barbara Giardiello, Naples, Italy**  
[73] **Assignee: Arttime SA, Neuchatel, Switzerland**  
[\*\*] **Term: 14 Years**

[21] **Appl. No.: 57,434**  
[22] **Filed: Jul. 25, 1996**

[30] **Foreign Application Priority Data**  
Jan. 25, 1996 [WO] WIPO ..... DMA/003207  
[51] **LOC (6) Cl. .... 10-02**  
[52] **U.S. Cl. .... D10/39; D10/30**  
[58] **Field of Search .... D10/1-40, 122-132;**  
**368/280-282, 276-277, 285**

[56] **References Cited**

**U.S. PATENT DOCUMENTS**

D. 349,062	7/1994	Goto	.....	D10/39
D. 357,636	4/1995	Riley	.....	D10/30
D. 361,528	8/1995	Hayashi	.....	D10/39
D. 364,572	11/1995	Goto	.....	D10/39
D. 364,817	12/1995	McRishima	.....	D10/39
D. 365,028	12/1995	Tonohori	.....	D10/30

**OTHER PUBLICATIONS**

*Swiss Watch & Jewelry Journal*—Feb. 1989 p. 550—  
watches at bottom-left.  
*European Jeweler*—Feb. 1987 p. 106—watch at right.  
*Time Pieces*—Jun. 1989 p. 111—#DR48TT (A) watch at  
bottom right.  
*Primary Examiner*—Nelson C. Holtje  
*Attorney, Agent, or Firm*—Sughrue, Mion, Zinn, Macpeak  
& Seas

[57] **CLAIM**

The ornamental design for a watch, as shown.

**DESCRIPTION**

FIG. 1 is a perspective view of the top and one side of a  
watch showing my new design;  
FIG. 2 is a top plan view thereof;  
FIG. 3 is a bottom plan view thereof;  
FIG. 4 is a side elevational view of said one side thereof;  
FIG. 5 is a side elevational view of an opposite side thereof;  
FIG. 6 is an end elevational view of one end thereof; and,  
FIG. 7 is an end elevational view of an opposite end thereof.

**1 Claim, 4 Drawing Sheets**



**FIG. 1**




FIG. 2



FIG. 3




FIG. 4



FIG. 5




FIG. 6



FIG. 7

