



US00D388336S

United States Patent [19]
Bulgari

[11] **Patent Number: Des. 388,336**

[45] **Date of Patent: **Dec. 30, 1997**

[54] **WRISTWATCH**

[75] **Inventor: Giovanni Bulgari, Rome, Italy**

[73] **Assignee: Gianni Bulgari, S.p.A., Rome, Italy**

[**] **Term: 14 Years**

[21] **Appl. No.: 61,171**

[22] **Filed: Oct. 17, 1996**

[30] **Foreign Application Priority Data**

Apr. 17, 1996 [WO] WIPO DMA003294

[51] **LOC (6) Cl. 10-02**

[52] **U.S. Cl. D10/32; D10/30**

[58] **Field of Search D10/1-40, 122-132;
368/276-277, 280-282, 285; D11/3-4,
12, 14, 19-25; 63/1.1, 3, 5.1, 11**

[56] **References Cited**

U.S. PATENT DOCUMENTS

- D. 64,869 6/1924 Strasser D10/39
- D. 115,060 5/1939 Barthman D10/39 X
- D. 155,399 10/1949 Dinhofier D10/38

- D. 268,737 4/1983 Perrin D10/39
- D. 323,995 2/1992 Woomer D10/39
- D. 356,268 3/1995 Bulgari D10/30 X
- D. 361,728 8/1995 Bulgari D10/39
- D. 361,946 9/1995 Bulgari D10/39
- D. 367,429 2/1996 Bulgari D10/39

Primary Examiner—Nelson C. Holtje
Attorney, Agent, or Firm—Sughrue, Mion, Zinn, Macpeak,
and Seas

[57] **CLAIM**

The ornamental design for a wristwatch, as shown and described.

DESCRIPTION

FIG. 1 is a perspective view of the top and one side of a wristwatch showing my new design;
FIG. 2 is a top plan view thereof;
FIG. 3 is a bottom plan view thereof;
FIG. 4 is a side elevational view of said one side thereof;
FIG. 5 is a side elevational view of an opposite side thereof;
FIG. 6 is an end elevational view of one end thereof; and,
FIG. 7 is an elevational view of an opposite end thereof.

1 Claim, 4 Drawing Sheets




FIG. 1




FIG. 2




FIG. 3




FIG. 4



FIG. 5

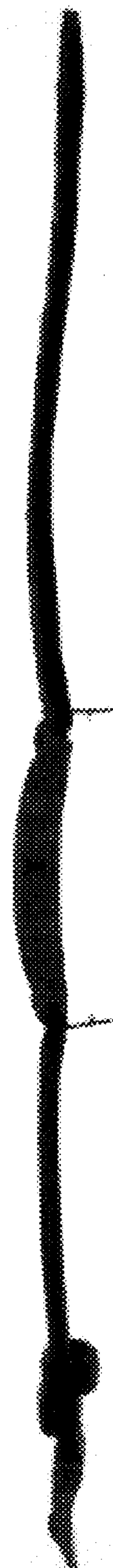


FIG. 6



FIG. 7

