



US00D388335S

United States Patent [19]
Giardiello

[11] **Patent Number: Des. 388,335**
[45] **Date of Patent: **Dec. 30, 1997**

[54] **WRISTWATCH**

D. 361,529 8/1995 Sakai D10/39

[75] **Inventor: Barbara Giardiello, Naples, Italy**

OTHER PUBLICATIONS

[73] **Assignee: Arttime SA, Neuchatel, Switzerland**

Swiss Watch & Jewelry Journal Feb. 1989—p. 550—watches at bottom—Left.

[**] **Term: 14 Years**

Hong Kong Enterprise—Jun. 1990—p. 248—watch at top.

[21] **Appl. No.: 57,428**

Skin Diver—Nov. 1979—p. 18—watches at bottom.

[22] **Filed: Jul. 25, 1996**

Swiss Watch & Jewelry Journal—Apr. 1985, p. 655. watches at top.

[30] **Foreign Application Priority Data**

Primary Examiner—Nelson C. Holtje
Attorney, Agent, or Firm—Sughrue, Mion, Zinn, Macpeak & Seas

Jan. 25, 1996 [XH] Hague Agreement DMA/003207

[51] **LOC (6) CL 10-02**

[57] **CLAIM**

[52] **U.S. Cl. D10/32; D10/39**

The ornamental design for a wristwatch, as shown.

[58] **Field of Search D10/1-40, 122-132; 368/276-277, 280-282, 285; D11/3-4, 12, 14, 19-25; 63/1.1, 3, 5.1, 11**

DESCRIPTION

[56] **References Cited**

FIG. 1 is a perspective view of the top and one side of a wristwatch showing my new design;
FIG. 2 is a top plan view thereof;
FIG. 3 is a bottom plan view thereof;
FIG. 4 is a side elevational view of said one side thereof;
FIG. 5 is a side elevational view of an opposite side thereof;
FIG. 6 is an end elevational view of one end thereof; and,
FIG. 7 is an end elevational view of an opposite end thereof.

U.S. PATENT DOCUMENTS

- D. 195,421 6/1963 Huguenin D10/39
- D. 327,851 7/1992 Besson D10/39
- D. 350,074 8/1994 Giardiello D10/39
- D. 352,250 11/1994 Giardiello D10/39
- D. 361,528 8/1995 Hayashi D10/30

1 Claim, 4 Drawing Sheets



FIG. 1




FIG. 2



FIG. 3



FIG. 4




FIG. 5




FIG. 6




FIG. 7

