



US00D388333S

United States Patent [19]
Wunderman

[11] **Patent Number: Des. 388,333**
[45] **Date of Patent: **Dec. 30, 1997**

[54] **WATCH BRACELET**

D. 240,411 7/1976 Haber D10/32
2,189,096 2/1940 Alonge D10/32

[75] **Inventor: Severin S. Wunderman, Irvine, Calif.**

[73] **Assignee: Severin Montres AG (Severin Montres SA) Severin Montres, Ltd.), Lengnau, Switzerland**

[**] **Term: 14 Years**

Primary Examiner—Ralf Seifert
Attorney, Agent, or Firm—Sughrue, Mion, Zinn, Macpeak & Seas, PLLC

[21] **Appl. No.: 52,158**

[22] **Filed: Mar. 25, 1996**

[57] **CLAIM**

The ornamental design for a watch bracelet, as shown and described.

[30] **Foreign Application Priority Data**

DESCRIPTION

Sep. 25, 1995 [CH] Switzerland DMA/003072

FIG. 1 is a perspective view of a watch bracelet showing my new design;

[51] **LOC (6) Cl. 10-02**

FIG. 2 is a top plan view thereof;

[52] **U.S. Cl. D10/32**

FIG. 3 is a bottom plan view thereof;

[58] **Field of Search D11/1-25, 93, D11/94; D10/30-32; 224/164**

FIG. 4 is a side elevational view of one side thereof;

FIG. 5 is a side elevational view of an opposite side thereof;

FIG. 6 is an end elevational view of one end thereof; and,

FIG. 7 is an end elevational view of an opposite end thereof.

[56] **References Cited**

U.S. PATENT DOCUMENTS

D. 123,888 12/1940 Koven D10/32

1 Claim, 4 Drawing Sheets




FIG. 1




FIG. 2




FIG. 3




FIG. 4




FIG. 5




FIG. 6




FIG. 7

