



US00D388332S

United States Patent [19]

Perrin et al.

[11] Patent Number: **Des. 388,332**

[45] Date of Patent: ****Dec. 30, 1997**

[54] COMBINED WATCH AND BRACELET

[75] Inventors: **Alain-Dominique Perrin**, Rueil Malmaison; **Jacques Diltoer**, Villeneuve-la-Garenne, both of France

[73] Assignee: **Cartier Int'l B.V.**, Amsterdam-C, Netherlands

[**] Term: **14 Years**

[21] Appl. No.: **50,721**

[22] Filed: **Jan. 3, 1996**

[30] Foreign Application Priority Data

Jul. 4, 1995 [FR] France 953689

[51] LOC (6) CL **10-02**

[52] U.S. Cl. **D10/32; D10/39**

[58] Field of Search D10/1-40, 122-132; 368/276-277, 280-282, 285; D11/3-4, 12, 14, 19-25; 63/1.1, 3, 5.1, 11

[56] References Cited

U.S. PATENT DOCUMENTS

D. 246,575	12/1977	Onodera	D10/30
D. 277,649	2/1985	Glauser	D10/32
D. 294,916	3/1988	Kabaya	D10/30
D. 295,264	4/1988	Takeichi	D10/30
D. 365,994	1/1996	Brennan	D10/32

OTHER PUBLICATIONS

European Jeweler. Feb. 1984 p. 203-Watch.
Jeweler's Circular Keystone-Feb. 1984 p. 83-Watch.
Jeweler's Circular Keystone-May 1986 p. 68-Watch at top.
Jeweler's Circular Keystone-1986 p. 202-Watches at center.

Primary Examiner-Nelson C. Holtje
Attorney, Agent, or Firm-Cushman Darby & Cushman Intellectual Property Group of Pillsbury Madison & Sutro LLP

[57] CLAIM

The ornamental design for a combined watch and bracelet, as shown and described.

DESCRIPTION

FIG. 1 is a front elevational view of a combined watch and bracelet showing our new design;
FIG. 2 is a rear elevational view thereof;
FIG. 3 is a right side elevational view thereof, the left side being a mirror image thereof;
FIG. 4 is a bottom plan view thereof;
FIG. 5 is a top plan view thereof; and,
FIG. 6 is a perspective view thereof from the front, top and right side.

1 Claim, 2 Drawing Sheets



FIG.1

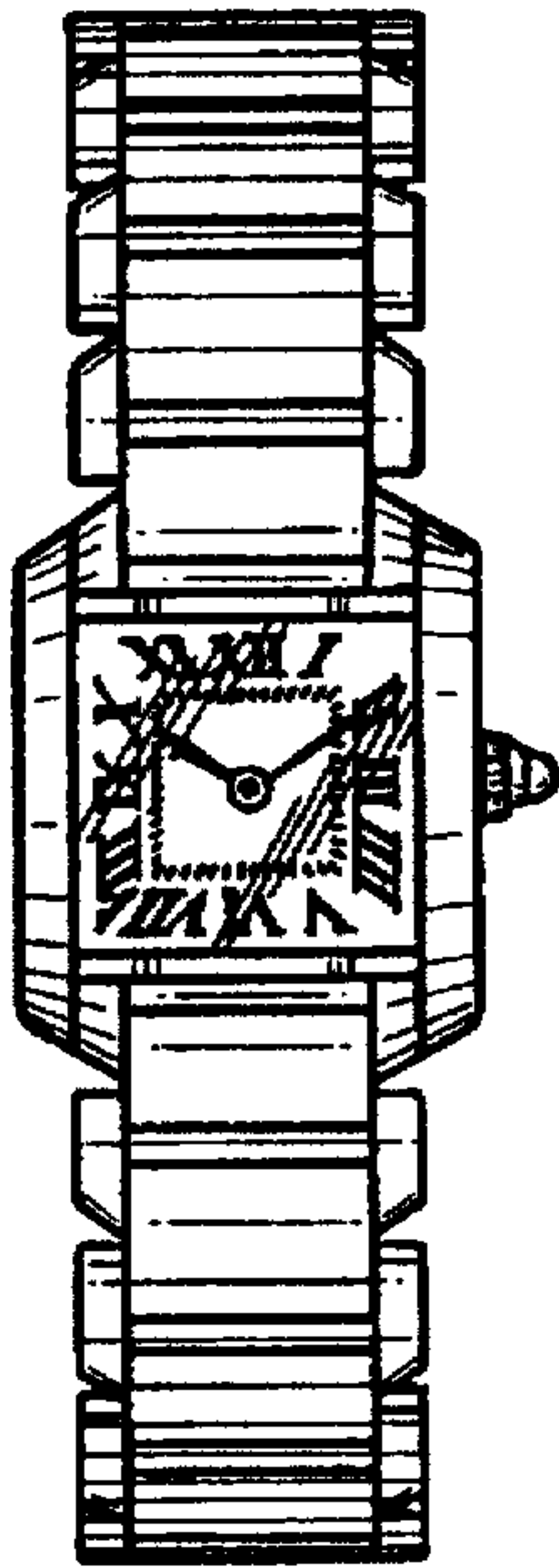


FIG.2

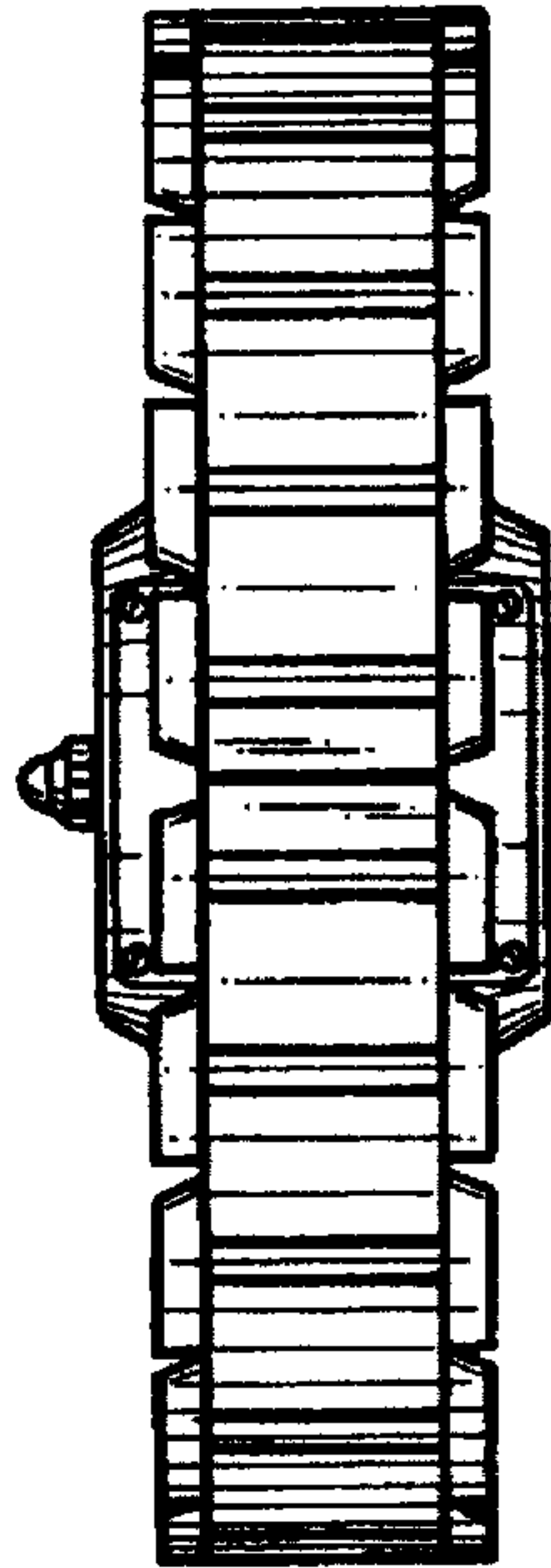


FIG.3

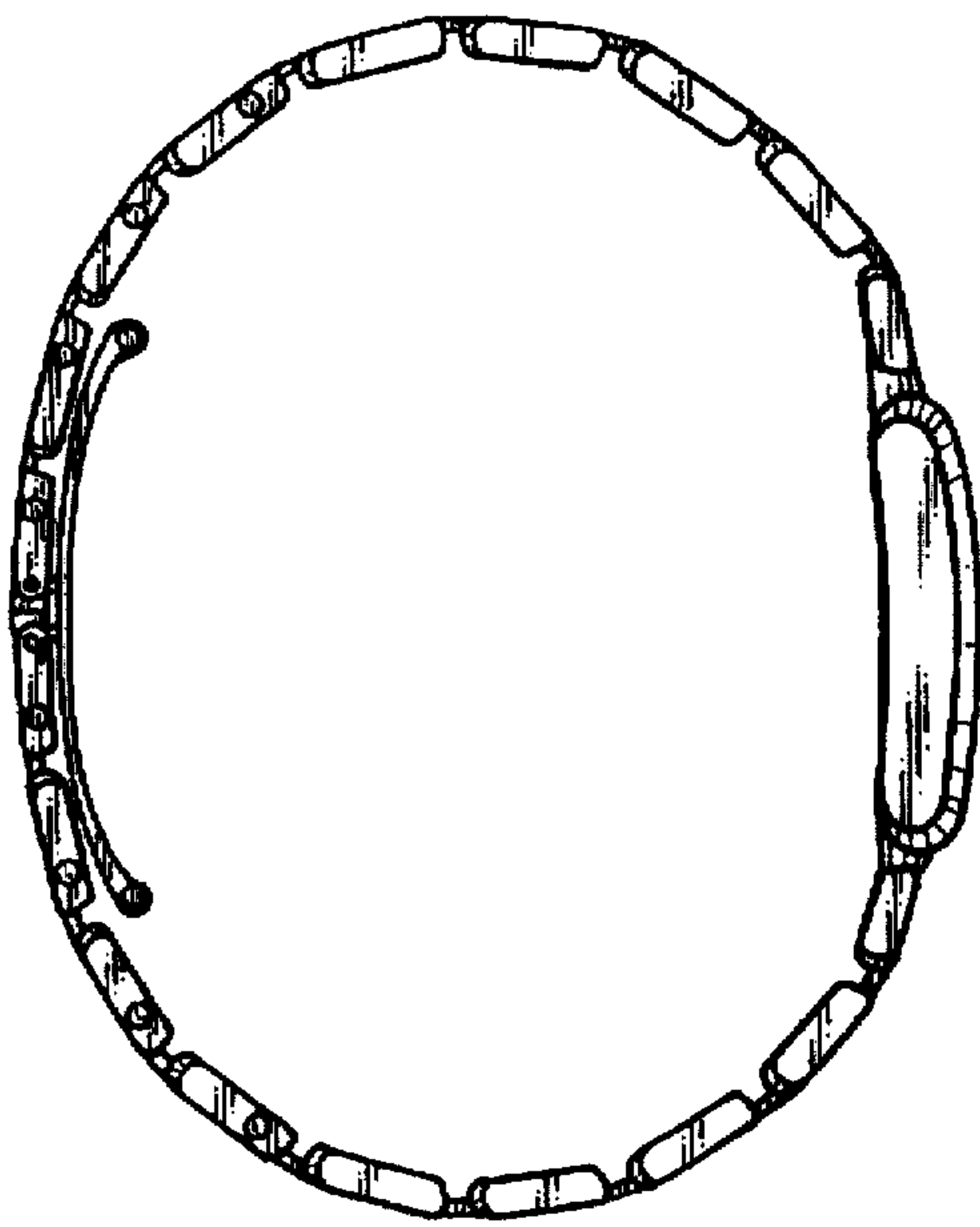
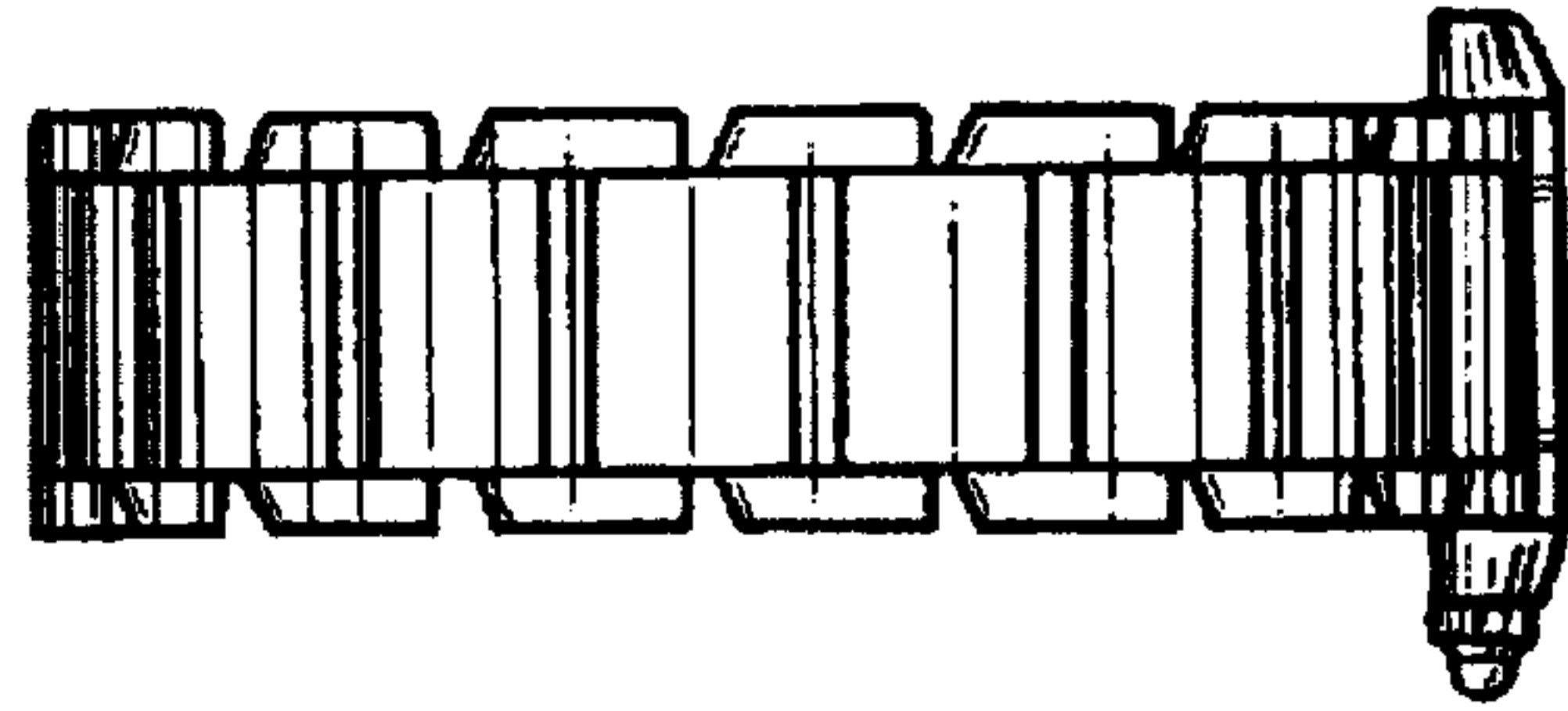


FIG.4

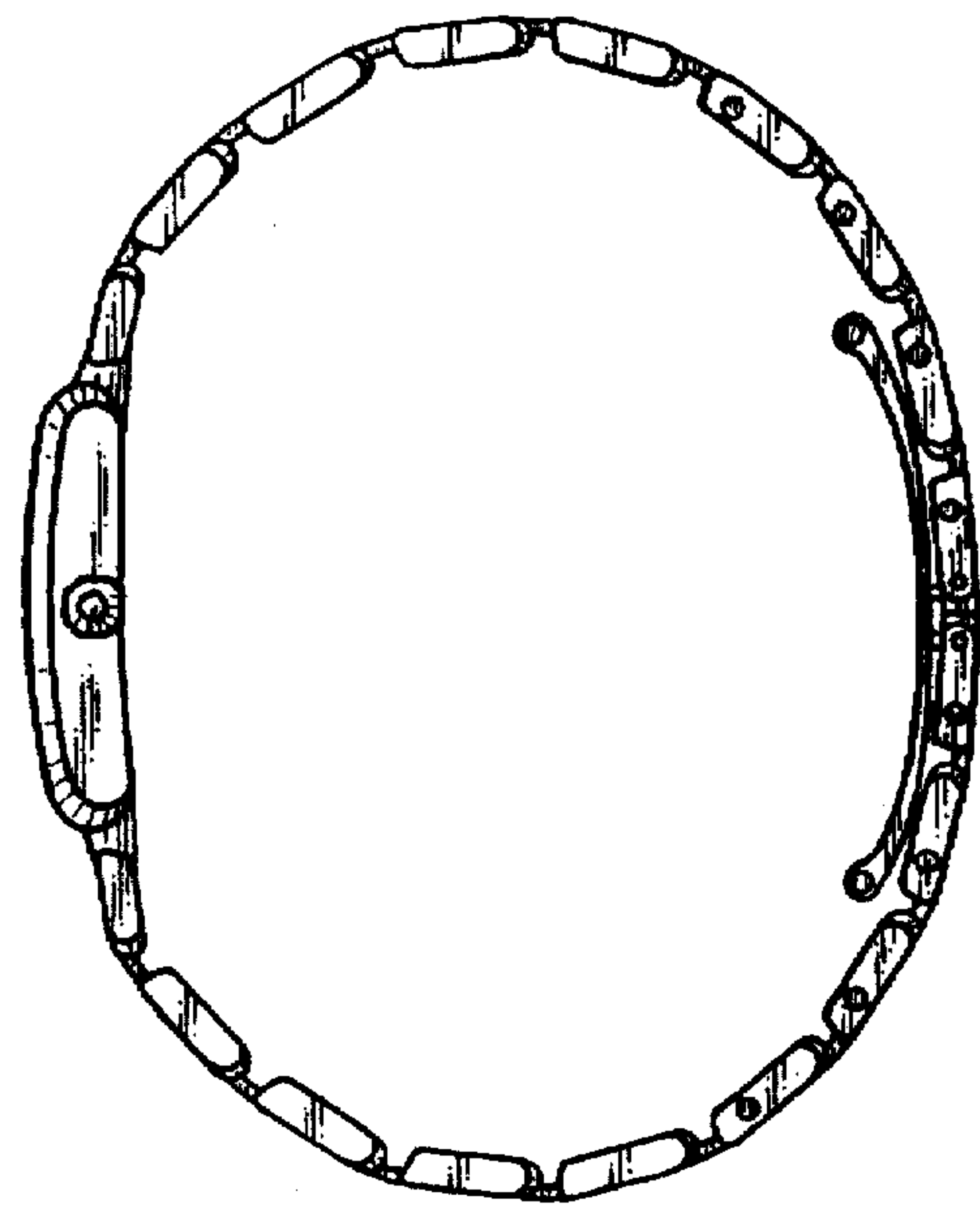


FIG.5



FIG. 6