



US00D388319S

United States Patent [19]

[11] Patent Number: **Des. 388,319**

Lamb

[45] Date of Patent: ****Dec. 30, 1997**

[54] **CONTAINER**

[75] Inventor: **John David Lamb**, Wittshire, United Kingdom

[73] Assignee: **Chesebrough-Pond's USA Co.**,
Division of **Conopco, Inc.**, Greenwich,
Conn.

[**] Term: **14 Years**

[21] Appl. No.: **59,506**

[22] Filed: **Sep. 12, 1996**

[30] **Foreign Application Priority Data**

Apr. 2, 1996 [GB] United Kingdom 2055321

[51] LOC (6) Cl. **09-01**

[52] U.S. Cl. **D9/300; D9/549**

[58] Field of Search D9/300, 529, 516,
D9/503, 549; D28/91.1; 222/402.1, 459,
545, 564, 402.13; 210/521; 239/337, 579,
466, 590.3; 366/336

[56] **References Cited**

U.S. PATENT DOCUMENTS

D. 160,098 9/1950 Lodes D9/300

D. 233,593	11/1974	Horvath	D9/300
D. 240,711	7/1976	Angleman	D9/338
D. 265,974	8/1982	Gombert	D9/503
D. 306,137	2/1990	Nitta	D9/300
D. 315,292	3/1991	Seager	D9/300
D. 322,391	12/1991	Morane	D9/300
D. 356,249	3/1995	Abfier et al.	D9/300
2,693,391	11/1954	Manseau	222/402.1
3,227,321	1/1966	Sagrin	222/402.13

Primary Examiner—Martie Thompson
Attorney, Agent, or Firm—Milton L. Honig

[57] **CLAIM**

The ornamental design for a container, as shown and described.

DESCRIPTION

FIG. 1 is a front perspective view from above and one side of the container;
FIG. 2 is an elevational view of other side;
FIG. 3 is a rear elevational view; and,
FIG. 4 is a plan view from above.

1 Claim, 2 Drawing Sheets




Fig. 1.




Fig.2.




Fig.3.




Fig.4.

