



US00D388311S

United States Patent [19]

[11] Patent Number: **Des. 388,311**

Scherer et al.

[45] Date of Patent: ****Dec. 30, 1997**

[54] **FACEPLATE**

[75] Inventors: **Craig Scherer, Wilmette; Michael Thuma, Des Plaines, both of Ill.**

[73] Assignee: **Panduit Corp., Tinley Park, Ill.**

[**] Term: **14 Years**

[21] Appl. No.: **62,973**

[22] Filed: **Oct. 28, 1996**

D. 360,351	7/1995	House et al.	D8/353
D. 360,352	7/1995	House et al.	D8/353
D. 375,249	11/1996	Scherer et al.	D8/353
4,411,485	10/1983	Wiseheart et al.	439/343
4,451,106	5/1984	Wiseheart et al.	D8/353 X

Primary Examiner—Paula A. Mortimer
Attorney, Agent, or Firm—Mark D. Hilliard; Robert A. McCann

Related U.S. Application Data

[62] Division of Ser. No. 24,722, Jun. 20, 1994, Pat. No. Des. 375,249.

[51] **LOC (6) Cl.** **11-05**

[52] **U.S. Cl.** **D8/353**

[58] **Field of Search** D8/353; D13/137, D13/156; 174/66; 220/241; 439/536, 343, 653; 379/454

[56] References Cited

U.S. PATENT DOCUMENTS

D. 238,048	12/1975	Bertonoel	D8/353
D. 308,664	6/1990	Freeman et al.	D8/353 X

[57] CLAIM

The ornamental design for a faceplate, as shown and described.

DESCRIPTION

FIG. 1 is a front perspective view of a faceplate showing our new design;


FIG. 2 is a front elevational view thereof, the rear being unornamented;

FIG. 3 is a side elevational view thereof, the opposite side is a mirror image; and,

FIG. 4 is a top plan view thereof, the bottom is a mirror image.

The broken line showing of the plug receiving apertures in FIGS. 1 and 2 is for illustrative purposes only and forms no part of the claimed design.

1 Claim, 2 Drawing Sheets






FIG. 1

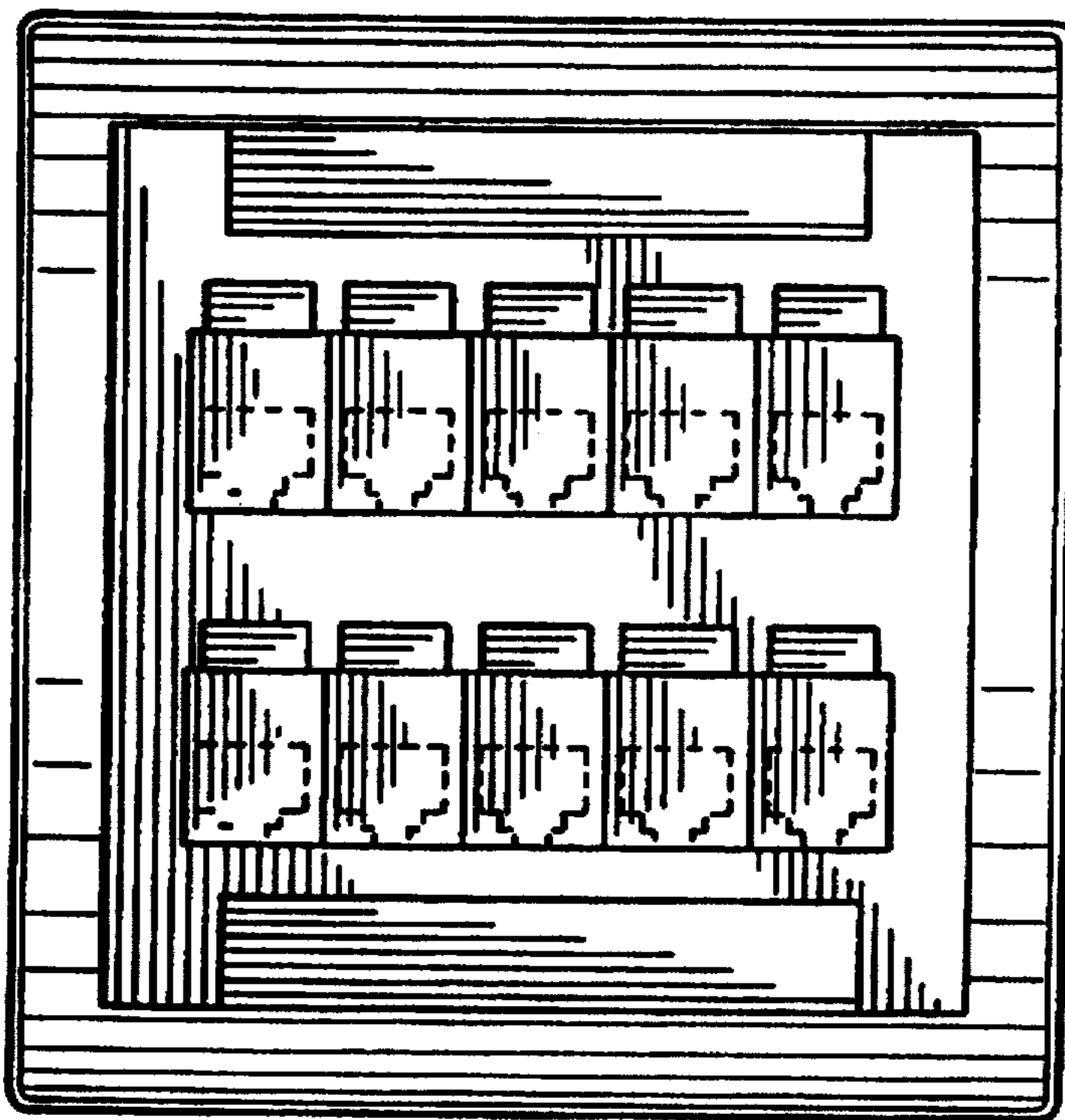


FIG. 2




FIG. 3




FIG. 4