



US00D388306S

United States Patent [19]

Vaught

[11] Patent Number: Des. 388,306

[45] Date of Patent: **Dec. 30, 1997

[54] COMBINATION LETTER OPENER AND STAPLE REMOVER

[76] Inventor: Alan Vaught, 7422 Chapman Ave., Garden Grove, Calif. 92841

[**] Term: 14 Years

[21] Appl. No.: 66,566

[22] Filed: Feb. 14, 1997

[51] LOC (6) Cl. 08-03

[52] U.S. Cl. D8/104; D8/102; D8/48; D19/65

[58] Field of Search D8/48, 98, 102, D8/103, 104, 105; D19/65, 72, 99, 100; 30/2, 294, DIG. 3, DIG. 8, 34.05, 123, 34.1; 254/28

[56] References Cited

U.S. PATENT DOCUMENTS

D. 169,859	6/1953	Misson	D8/48
D. 230,824	3/1974	Gaffe	D8/102
D. 333,773	3/1993	Schapiro, Jr.	D8/102
D. 340,390	10/1993	Evenson	D8/48

D. 352,217	11/1994	Hochfeld et al.	D8/104 X
2,481,647	9/1949	De Beneres	D8/48 X
2,518,485	8/1950	Maynard	254/28
3,009,248	11/1961	Tilly	30/294
3,028,670	4/1962	Tilly	30/294

Primary Examiner—Martie Thompson
Attorney, Agent, or Firm—James G. O'Neill

[57] CLAIM

The ornamental design for a combination letter opener and staple remover, as shown and described.

DESCRIPTION

FIG. 1 is a top plan view of a combination letter opener and staple remover, showing my new design; FIG. 2 is a bottom plan view of FIG. 1; FIG. 3 is a rear elevational view, looking from the top of FIG. 1; FIG. 4 is a front elevational view, looking from the bottom of FIG. 1; FIG. 5 is a right end elevational view of FIG. 1; and, FIG. 6 is a left end elevational view, looking toward the staple remover of FIG. 1.

1 Claim, 1 Drawing Sheet

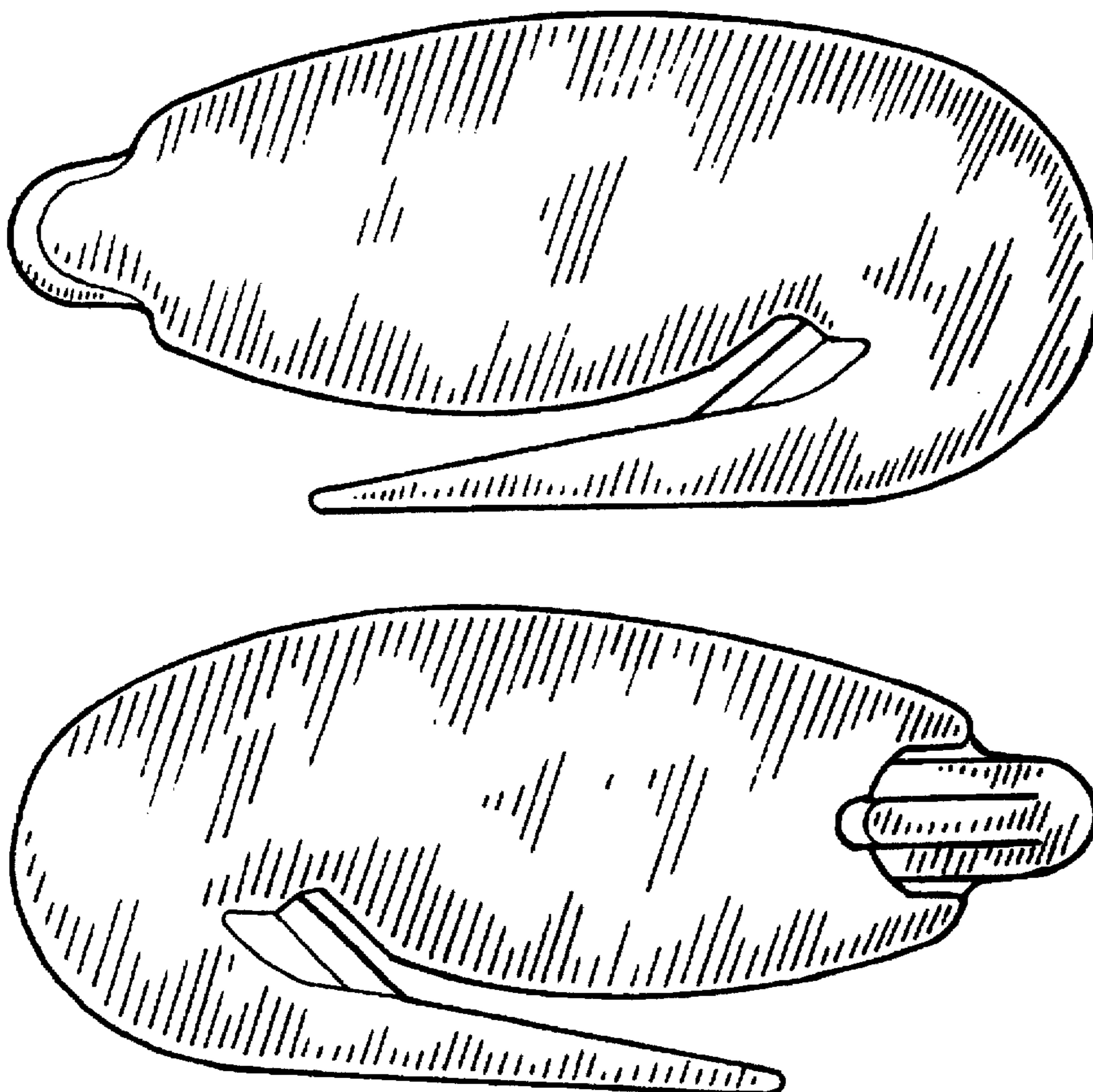


FIG. 1

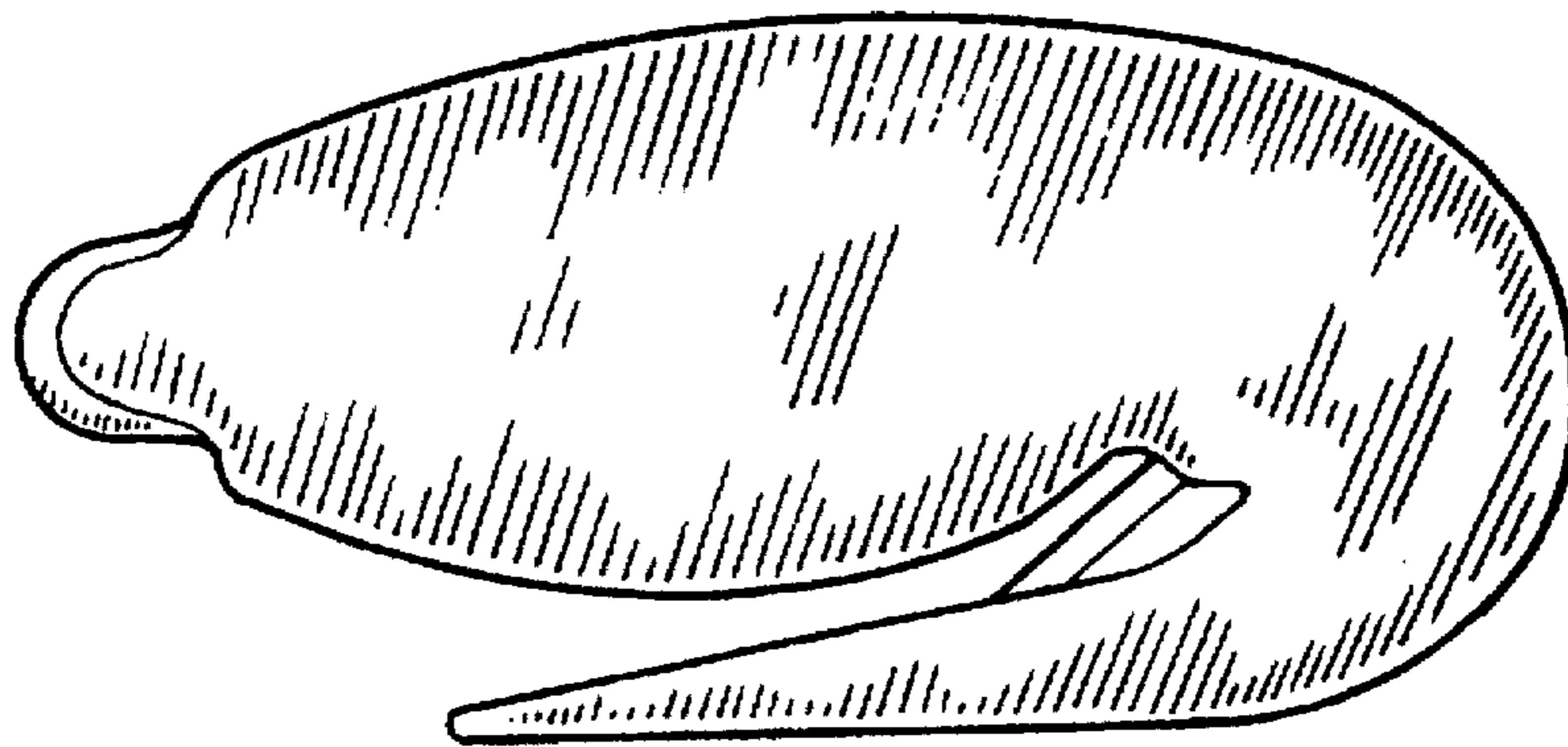


FIG. 2

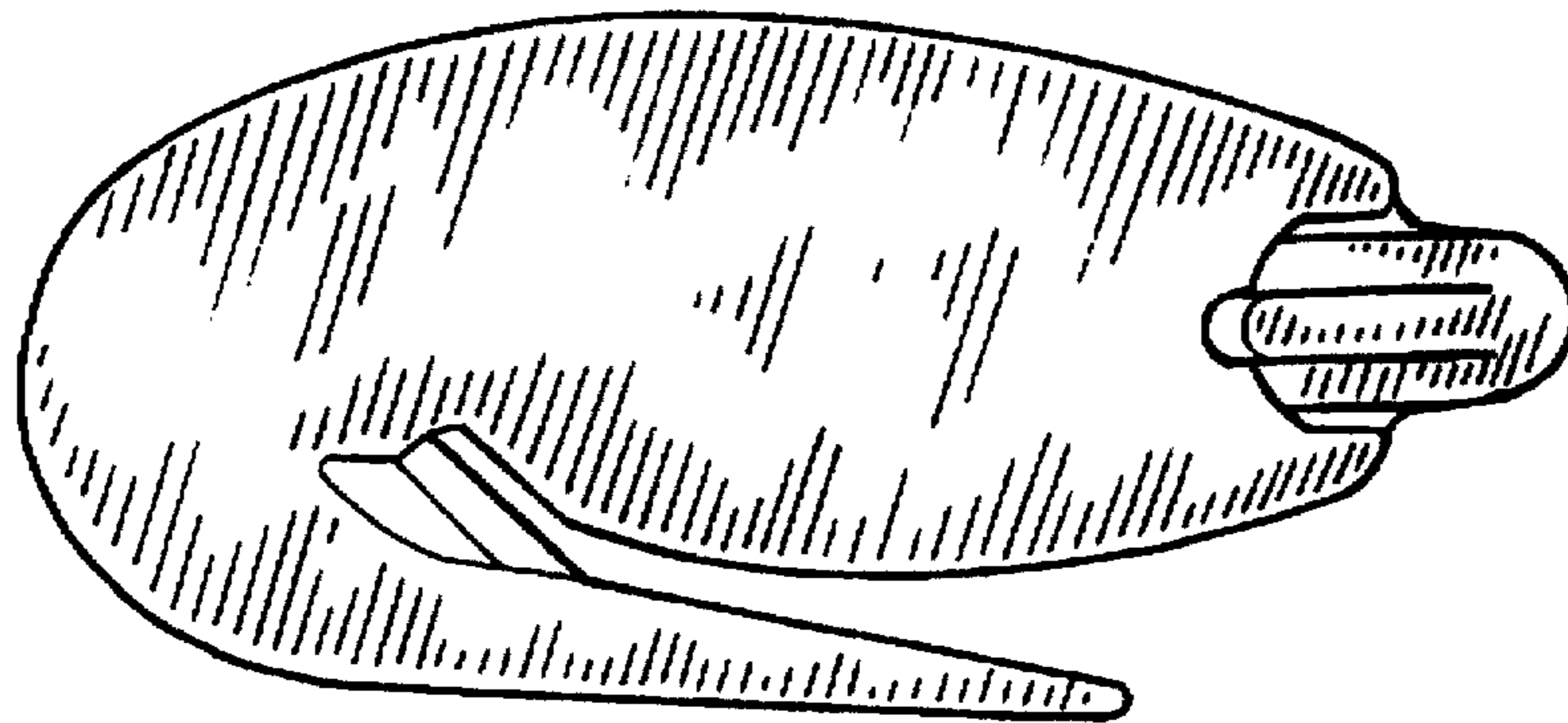


FIG. 3

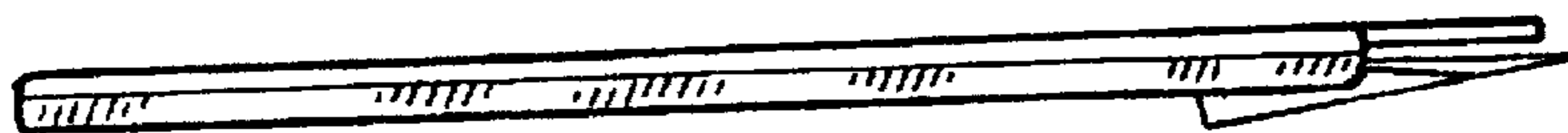


FIG. 4



FIG. 5



FIG. 6

