



US00D388296S

United States Patent [19] Wei

[11] Patent Number: **Des. 388,296**
[45] Date of Patent: ****Dec. 30, 1997**

[54] **WRENCH**

[76] Inventor: **Chao Wei**, No. 216, Tung Kuang Yuan Road, Taichung, Taiwan

[**] Term: **14 Years**

[21] Appl. No.: **60,694**

[22] Filed: **Oct. 4, 1996**

[51] LOC (6) CL **08-05**

[52] U.S. Cl. **D8/28**

[58] Field of Search D8/21, 28, 17;
81/119, 125.1, 186

[56] **References Cited**

U.S. PATENT DOCUMENTS

D. 357,618	4/1995	Macor	D8/28
1,626,809	5/1927	Gillett	81/125.1
3,029,673	4/1962	Godsey	D8/28 X
3,802,303	4/1974	Evans et al.	81/119 X
3,850,057	11/1974	Evans	81/119

FOREIGN PATENT DOCUMENTS

289703	5/1928	United Kingdom	81/119
508761	7/1939	United Kingdom	81/119

Primary Examiner—Prabhakar G. Deshmukh
Assistant Examiner—Richelle Shelton
Attorney, Agent, or Firm—Morton J. Rosenberg; David I. Klein

[57] **CLAIM**

The ornamental design for a wrench, as shown and as described.

DESCRIPTION

FIG. 1 is a perspective view of a wrench showing my new design;

FIG. 2 is a right side view thereof;

FIG. 3 is a left side view thereof;

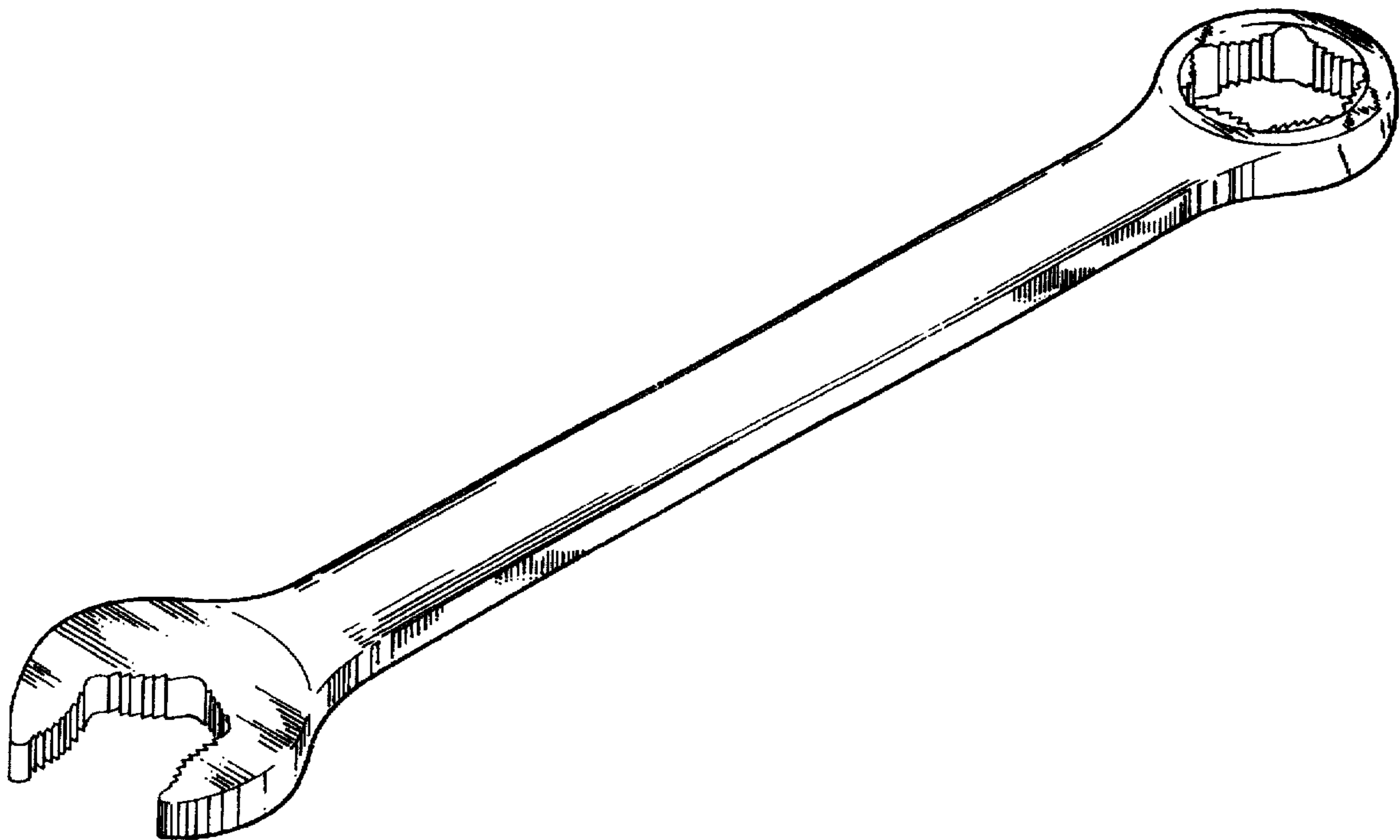
FIG. 4 is a front view thereof;

FIG. 5 is rear view thereof;

FIG. 6 is a top view thereof; and,

FIG. 7 is a bottom view thereof.

1 Claim, 3 Drawing Sheets



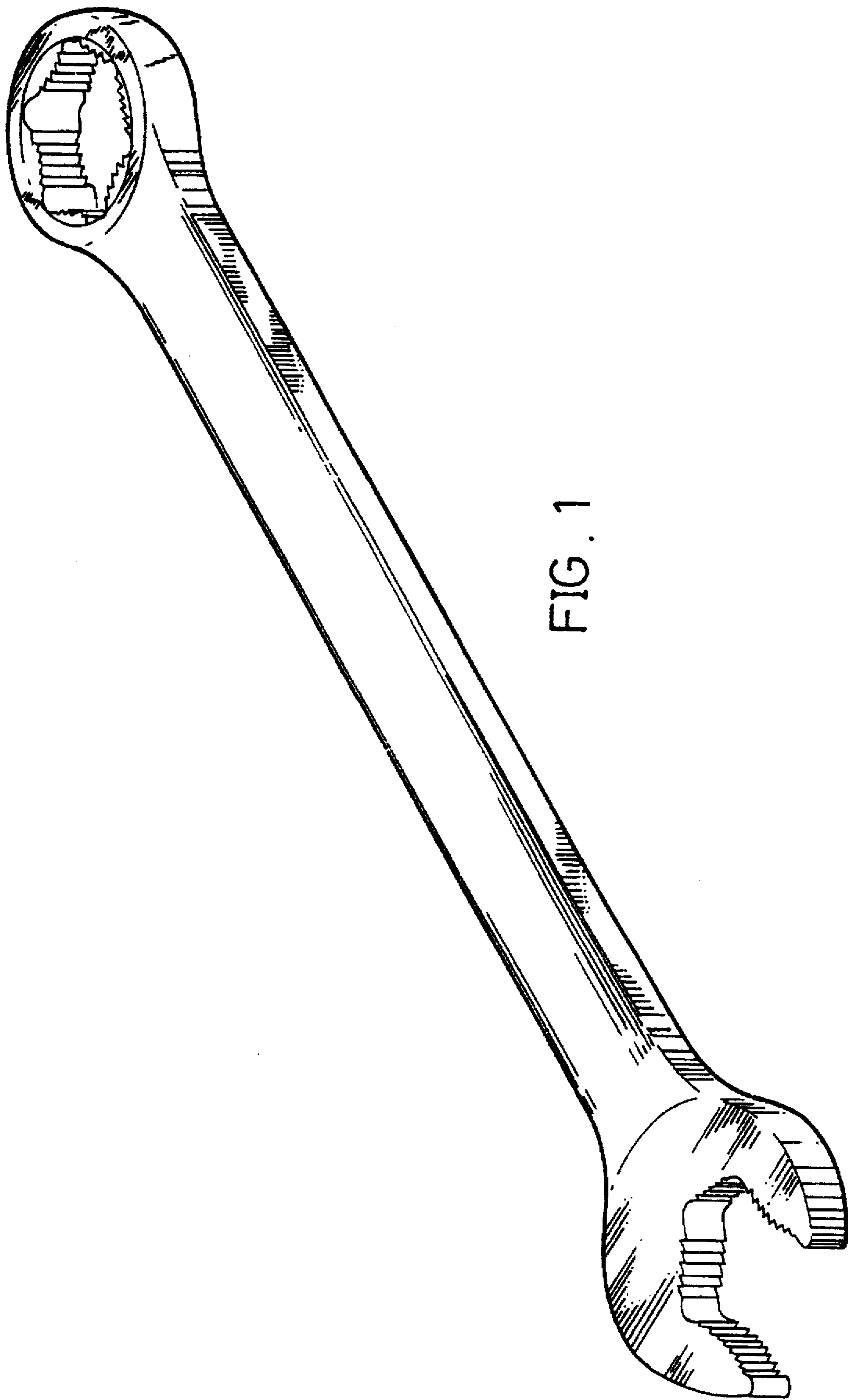


FIG. 1

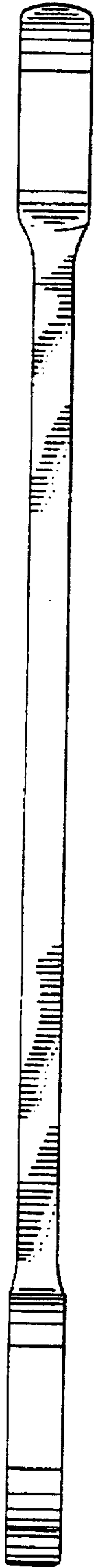


FIG. 2

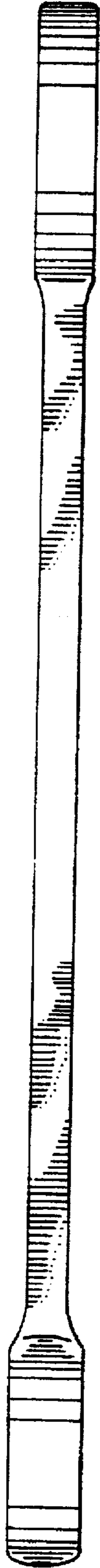


FIG. 3




FIG. 5



FIG. 4

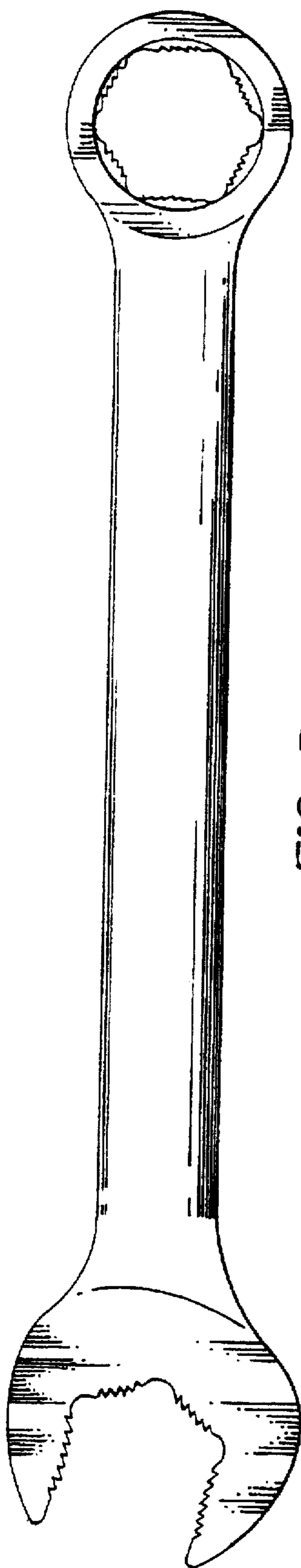


FIG. 7

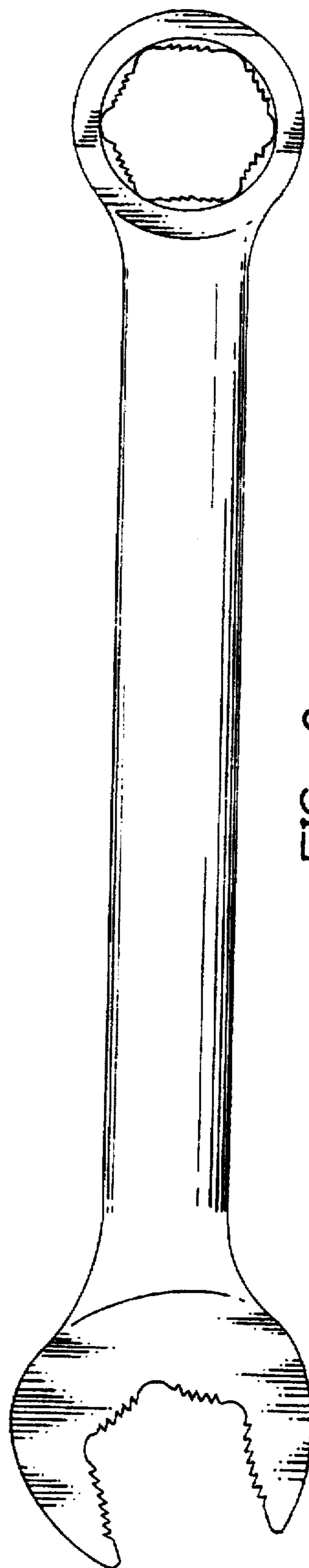


FIG. 6