



US00D388293S

United States Patent [19]
Haver et al.

[11] **Patent Number:** **Des. 388,293**
[45] **Date of Patent:** ****Dec. 30, 1997**

[54] **TOOL HANDLE WITH HAND GRIP**

[75] **Inventors:** **Stephen T. Haver, York; Karen A. Richwine, Mechanicsburg, both of Pa.**

[73] **Assignee:** **True Temper Hardware Company, Camp Hill, Pa.**

[**] **Term:** **14 Years**

[21] **Appl. No.:** **58,222**

[22] **Filed:** **Aug. 9, 1996**

[51] **LOC (6) Cl.** **08-01**

[52] **U.S. Cl.** **D8/10**

[58] **Field of Search** **D8/10, 107; 294/49, 294/50.5, 55.5**

[56] **References Cited**

U.S. PATENT DOCUMENTS

4,203,210 5/1980 Hadlick, Jr. 294/49 X
4,396,214 8/1983 Lesche 294/49

OTHER PUBLICATIONS

Union Fork and Hoe Company, p. 56, fork handle, item 14 at top of page, Dec. 1986.

Primary Examiner—Holly Baynham
Attorney, Agent, or Firm—Eckert Seamens Cherin & Mellott

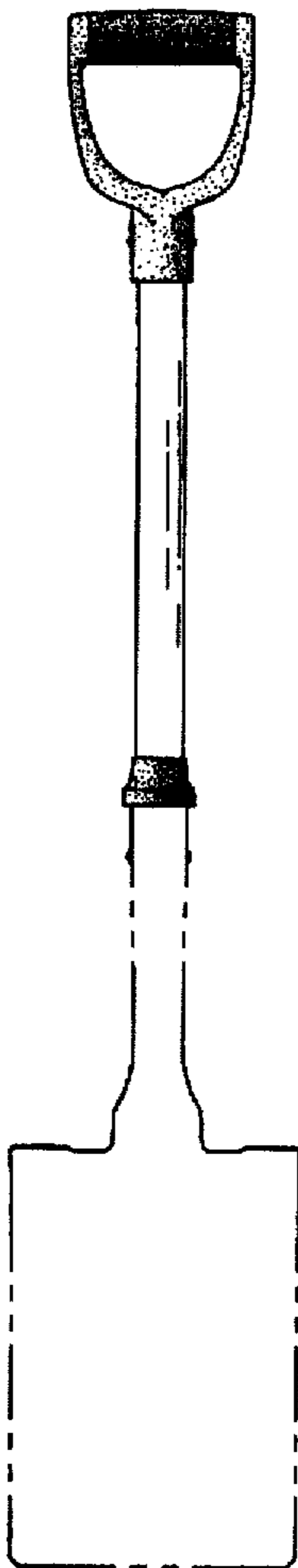
[57] **CLAIM**

The ornamental design of an tool handle with hand grip, as shown and described.

DESCRIPTION

FIG. 1 is a top plan view of an tool handle with hand grip according to our new design;
FIG. 2 is a bottom plan view thereof;
FIG. 3 is a front elevational view;
FIG. 4 is a rear elevational view;
FIG. 5 is a side elevational view from the right in FIG. 3, the view from the opposite side being substantially a mirror image; and,
FIG. 6 is a sectional view along line 6—6 in FIG. 5, showing the contour of the handle in the area shown.
The tool head shown in phantom lines in FIGS. 1–5 is for purposes of illustration and forms no part of the subject design.

1 Claim, 2 Drawing Sheets






FIG. 1




FIG. 2

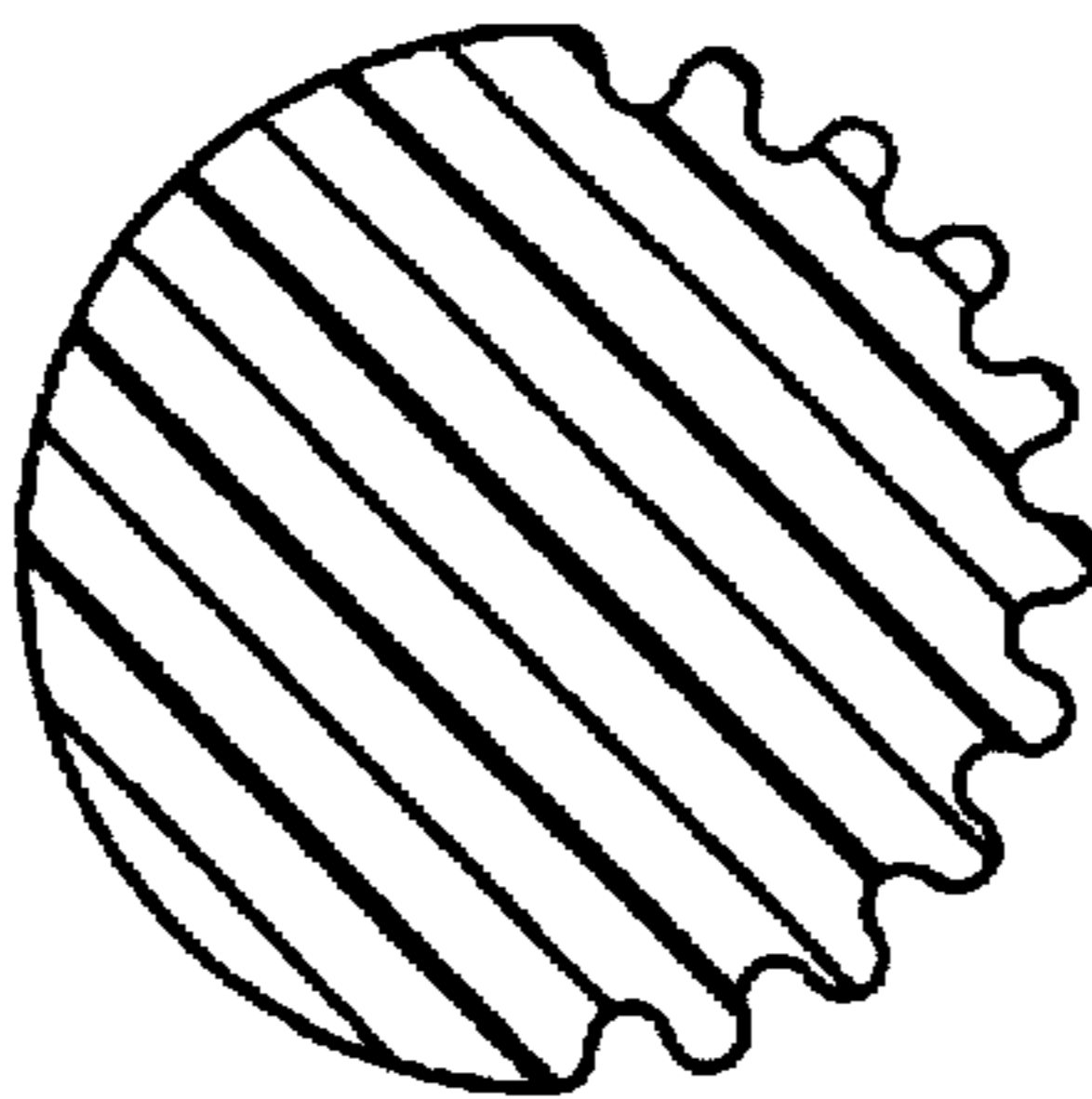


FIG. 6

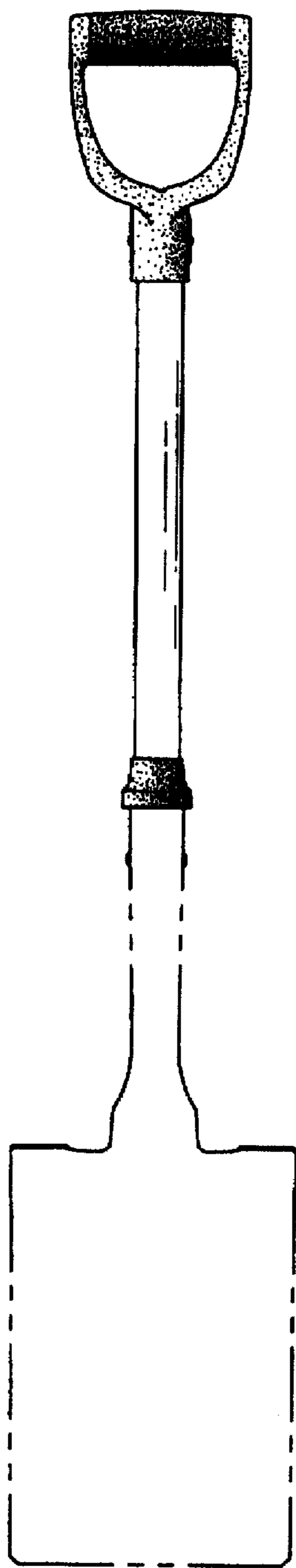


FIG. 3

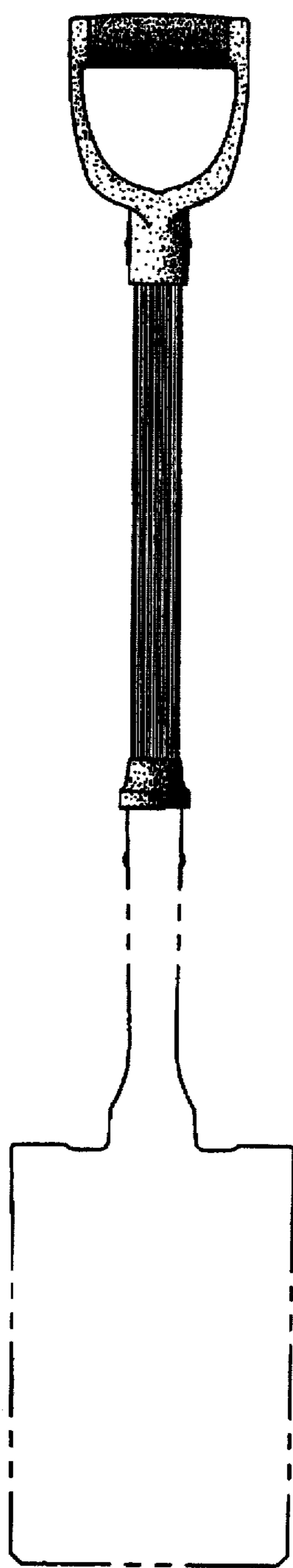


FIG. 4

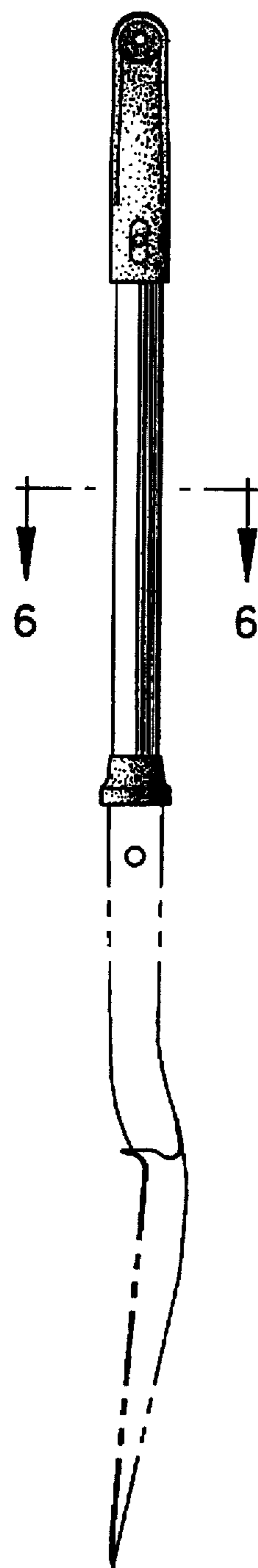


FIG. 5