



US00D388284S

**United States Patent** [19]  
**Sitoleux**

[11] **Patent Number: Des. 388,284**

[45] **Date of Patent: \*\*Dec. 30, 1997**

[54] **FLATWARE**

[75] **Inventor: Jacques Sitoleux, Mareil Marly, France**

[73] **Assignee: Orfeverrie Christoffe, Paris, France**

[\*\*] **Term: 14 Years**

[21] **Appl. No.: 57,687**

[22] **Filed: Jul. 30, 1996**

[30] **Foreign Application Priority Data**

Mar. 12, 1996 [FR] France ..... 961489

[51] **LOC (6) Cl. .... 07-03**

[52] **U.S. Cl. .... D7/645; D7/649; D7/653**

[58] **Field of Search .... D7/642, 645, 649,  
D7/650, 651, 653, 654, 664, 401.2; 30/147-150,  
322, 324**

[56] **References Cited**

**U.S. PATENT DOCUMENTS**

- D. 287,453 12/1986 Bouilhet ..... D7/653
- D. 325,151 4/1992 Marsten et al. .... D7/649
- D. 340,841 11/1993 Marsten et al. .... D7/642 X

**OTHER PUBLICATIONS**

Macy's Brochure Aug. 23, 1993, p. 10, Retroneau: Esprit pattern Aug. 23, 1993.  
HFD: Home Furnishings Dealer; p. 55; Gourmate Flatware; right of page Mar. 24, 1986.

*Primary Examiner*—Caron D. Veynar  
*Attorney, Agent, or Firm*—Bazerman & Drangel, PC

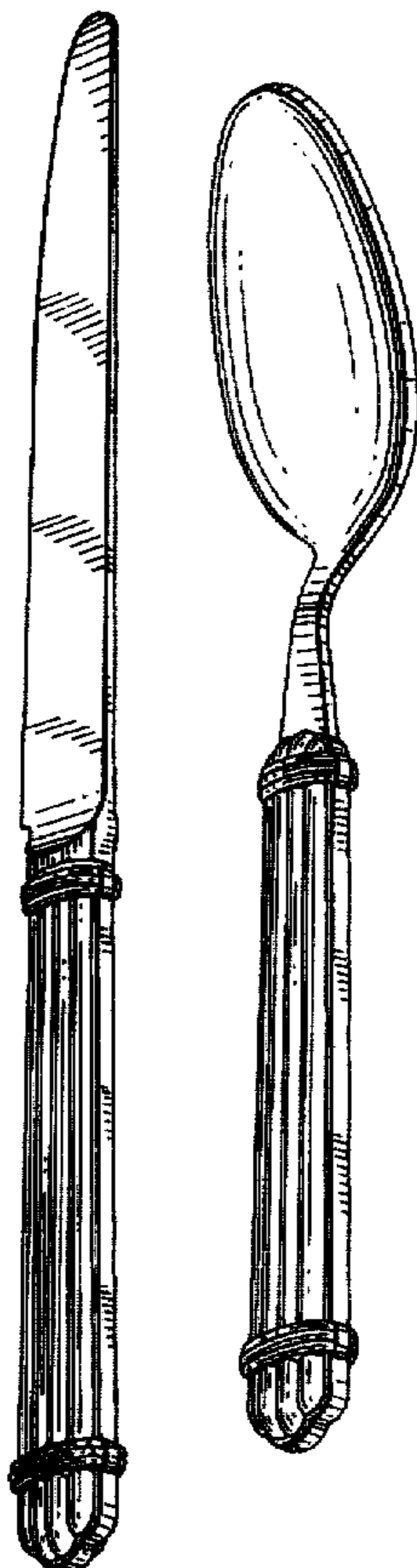
[57] **CLAIM**


The ornamental design for flatware, as shown and described.

**DESCRIPTION**

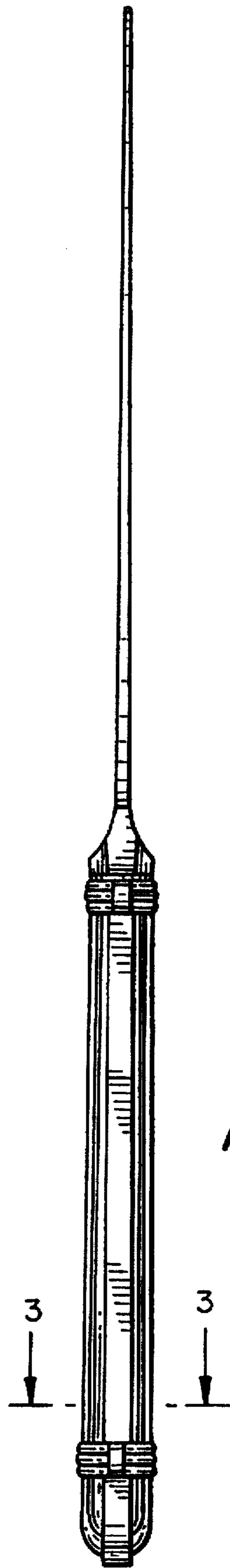
FIG. 1 is a right side elevation view of flatware showing my new design and embodied in a knife, the left side elevation view being a mirror image thereof;  
 FIG. 2 is a front elevation view, the rear elevation view being a mirror image thereof;  
 FIG. 3 is a cross section taken along line 3—3 on FIG. 1;  
 FIG. 4 is a perspective view thereof;  
 FIG. 5 is a top plan view thereof;  
 FIG. 6 is a bottom plan view thereof;  
 FIG. 7 is a rear elevation view of flatware showing my new design as embodied in a spoon;  
 FIG. 8 is a right side elevation view, the left side elevation view being a mirror image thereof;  
 FIG. 9 is a front elevation view thereof;  
 FIG. 10 is a cross section view taken along line 10—10 on FIG. 9;  
 FIG. 11 is a perspective view thereof;  
 FIG. 12 is a top plan view thereof; and,  
 FIG. 13 is a bottom plan view thereof.

**1 Claim, 5 Drawing Sheets**

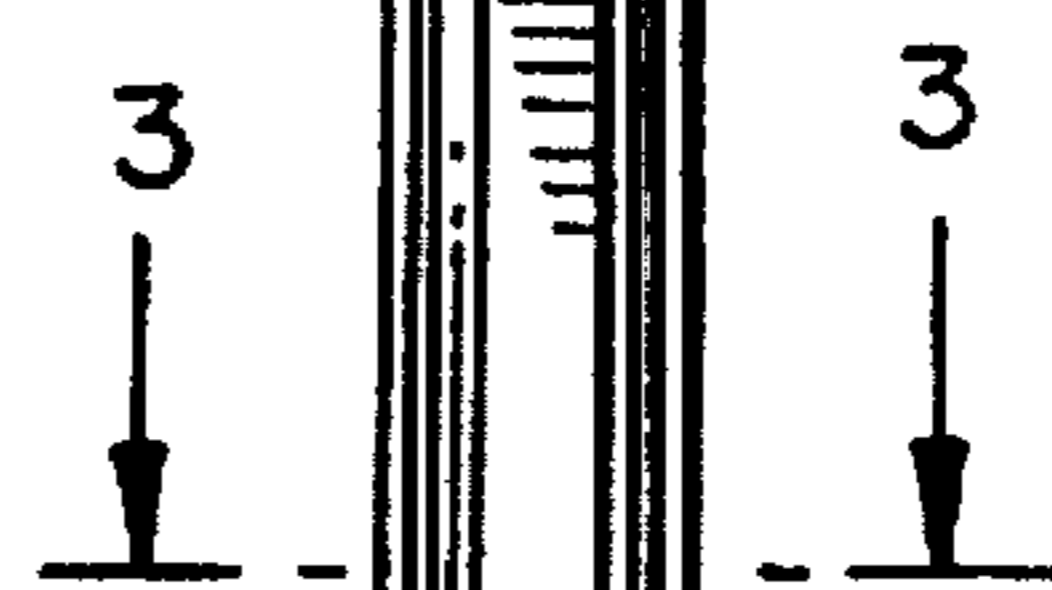




*FIG. 2*



*FIG. 1*






FIG. 4




FIG. 3



FIG. 5

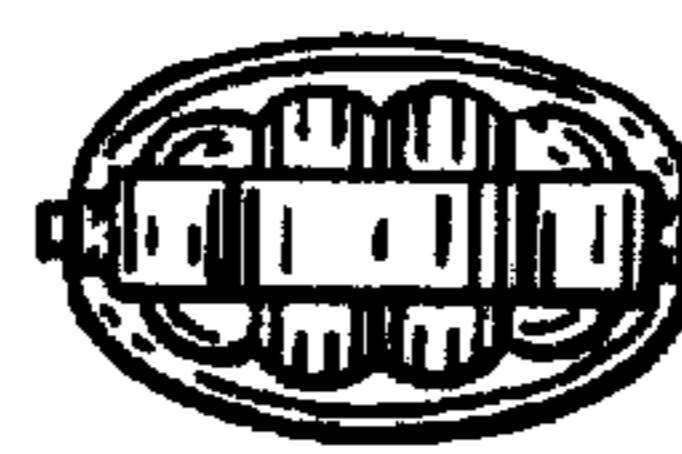
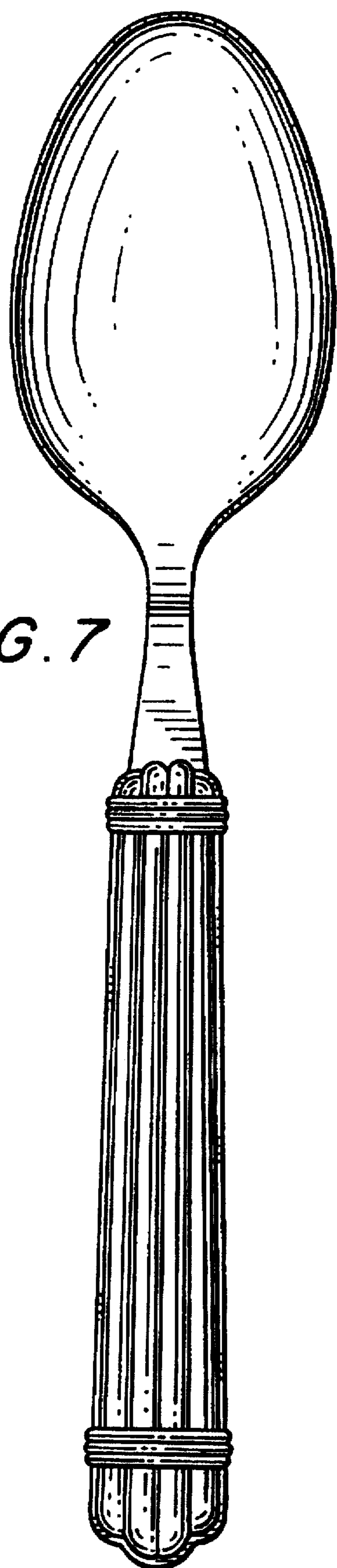
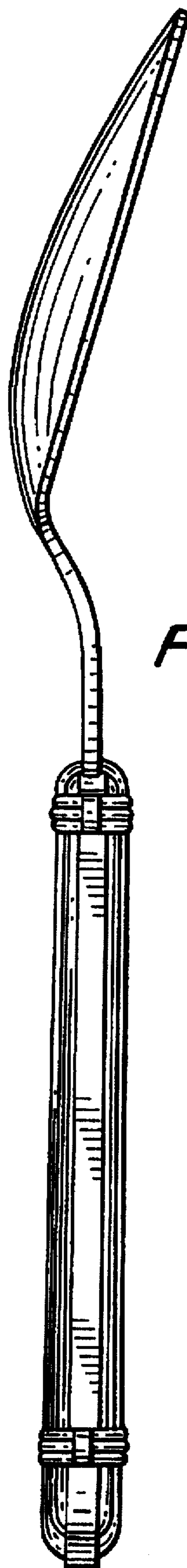


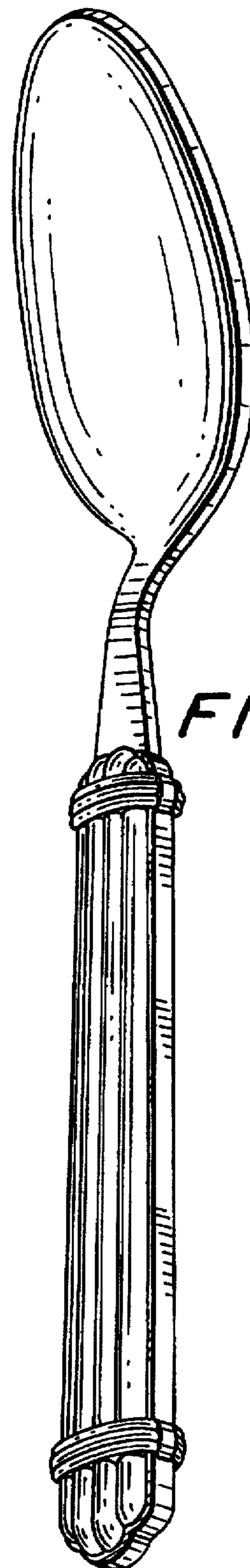
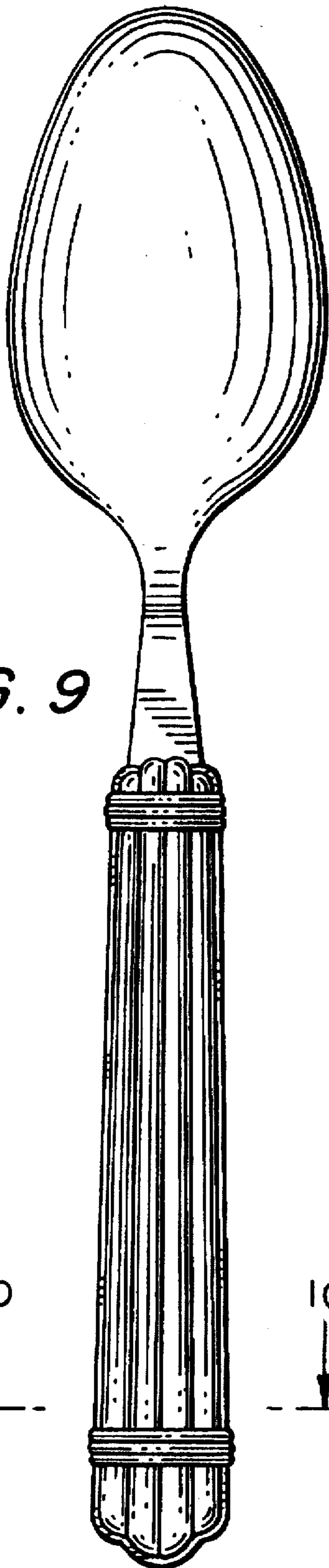
FIG. 6



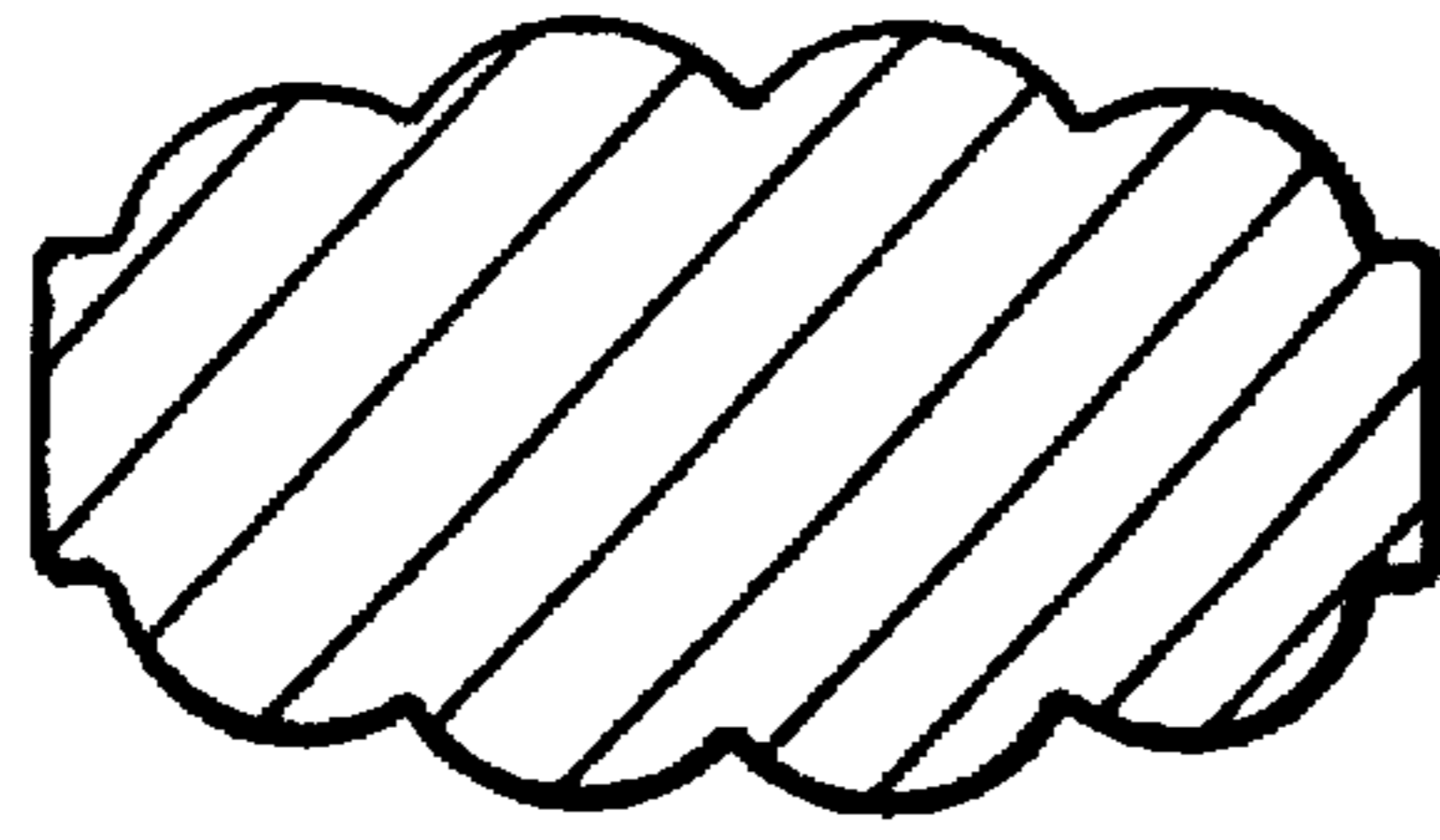
*FIG. 7*




*FIG. 8*



*FIG. 10*



*FIG. 12*



*FIG. 13*

