



US00D388278S

# United States Patent [19] Howitt

[11] Patent Number: **Des. 388,278**

[45] Date of Patent: **\*\*Dec. 30, 1997**

[54] **EXPANDABLE TRIVET**

[75] Inventor: **Robert T. Howitt, Leominster, Mass.**

[73] Assignee: **M. Kamenstein, Inc., Elmsford, N.Y.**

[\*\*] Term: **14 Years**

[21] Appl. No.: **57,302**

[22] Filed: **Jul. 22, 1996**

[51] LOC (6) Cl. .... **07-06**

[52] U.S. Cl. .... **D7/388; D7/698; D7/545**

[58] Field of Search ..... **D7/388, 387, 550, D7/678, 699, 708, 545, 505, 367; D34/38**

[56] **References Cited**

**U.S. PATENT DOCUMENTS**

D. 168,098	11/1952	Klein	.....	D7/505
D. 232,340	8/1974	Lax	.....	D7/708
D. 256,007	7/1980	Chillog	.....	D34/38
D. 257,499	11/1980	Rogers	.....	D7/698
D. 267,386	12/1982	Kneale III	.....	D7/388
D. 275,433	9/1984	Boland, II	.....	D7/708 X
D. 348,341	6/1994	Costenazo	.....	D34/38
1,774,278	8/1930	Kukulski	.....	D7/388 X

**FOREIGN PATENT DOCUMENTS**

1357560 of 1964 France ..... D7/388

**OTHER PUBLICATIONS**

Trivet by Courtier Co., Tableware International p. 22 Sep. 1977.

Au Jus Carving Board 9007, Haeger Potteries, Inc. Advertisement p. 2, Aug. 15, 1980.

*Primary Examiner*—M. N. Pandozzi

*Attorney, Agent, or Firm*—Cowan, Liebowitz & Latman, P.C.; Morey B. Wildes

[57] **CLAIM**

The ornamental design for an expandable trivet, as shown and described.

**DESCRIPTION**

FIG. 1 is a top, front, right side perspective view of the expandable trivet in its closed position;

FIG. 2 is a right side elevational view thereof, the left side being a mirror image hereof;

FIG. 3 is a front elevational view thereof, the back being a mirror image hereof;

FIG. 4 is a top plan view thereof, the bottom being a mirror image hereof;

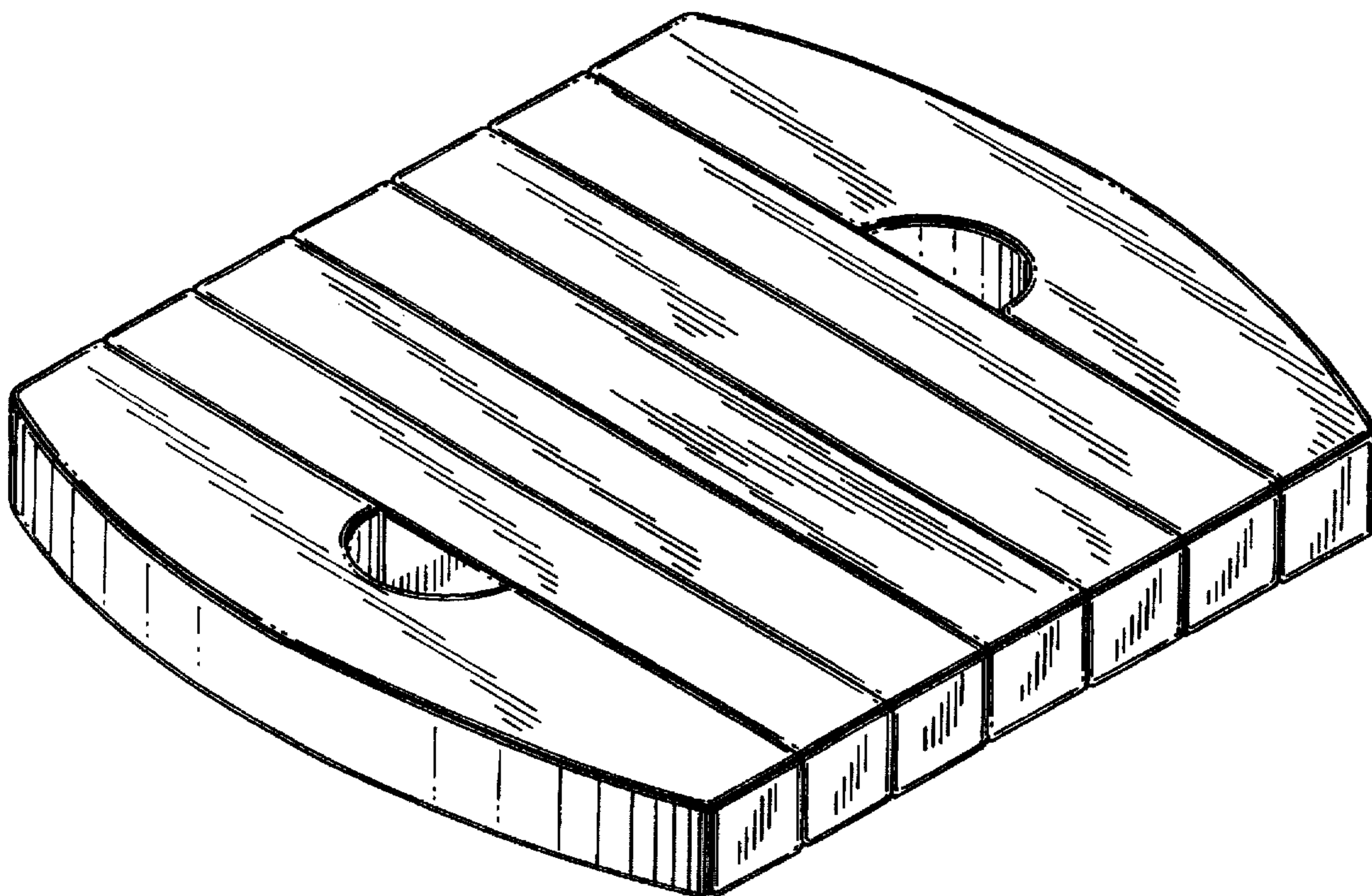
FIG. 5 is a top, front, right side perspective view of the expandable trivet in its expanded position;

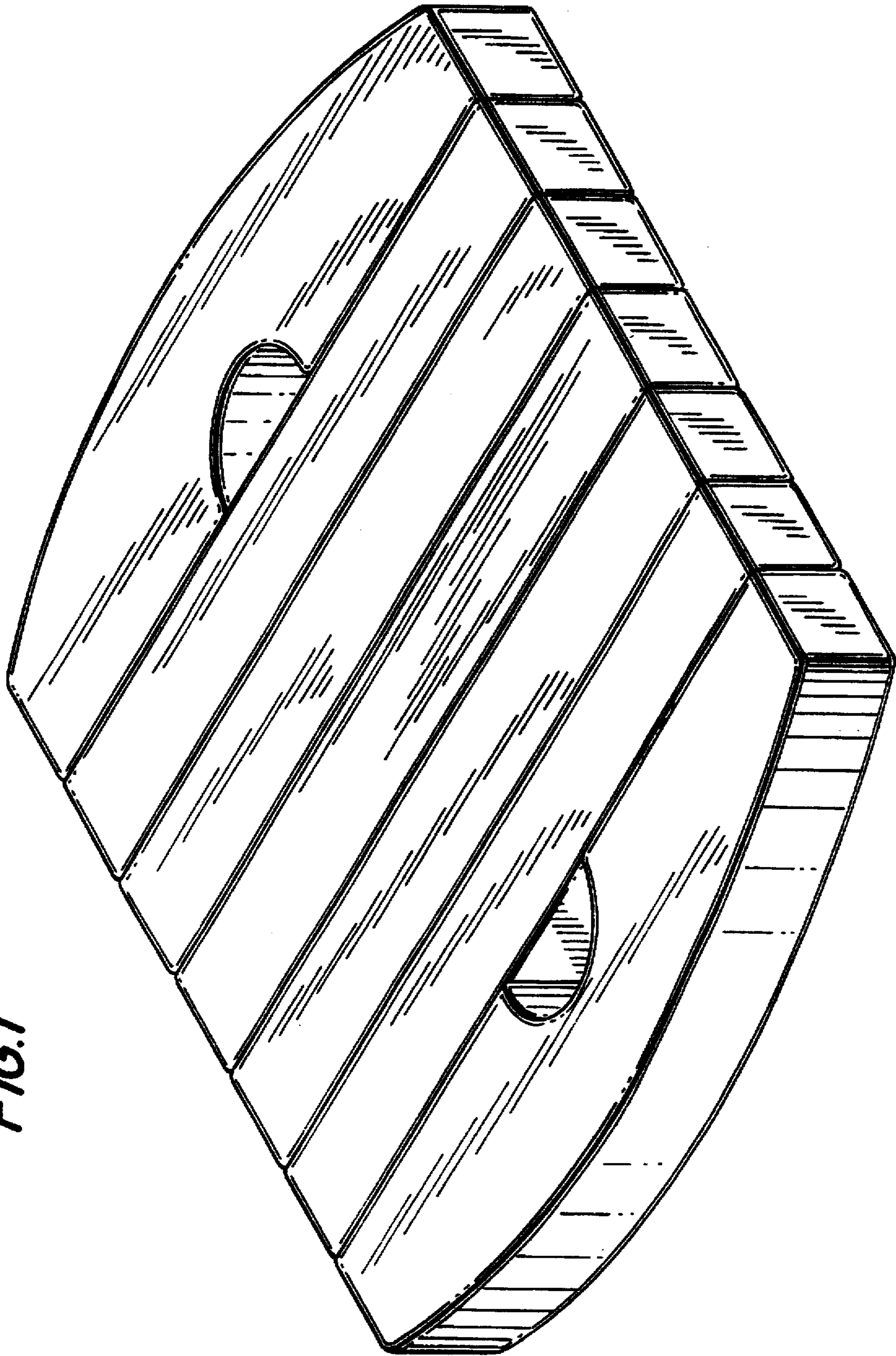
FIG. 6 is a right side elevational view thereof in its expanded position, the left side being a mirror image thereof;

FIG. 7 is an enlarged cross-sectional view thereof taken along line 7—7 of FIG. 6; and,

FIG. 8 is a second embodiment of the new design, the middle portion of which is broken away to show indeterminate length, and all other views of which are identical to those in FIGS. 2—7 except for the indeterminate length central portion.

**1 Claim, 5 Drawing Sheets**






*FIG. 1*



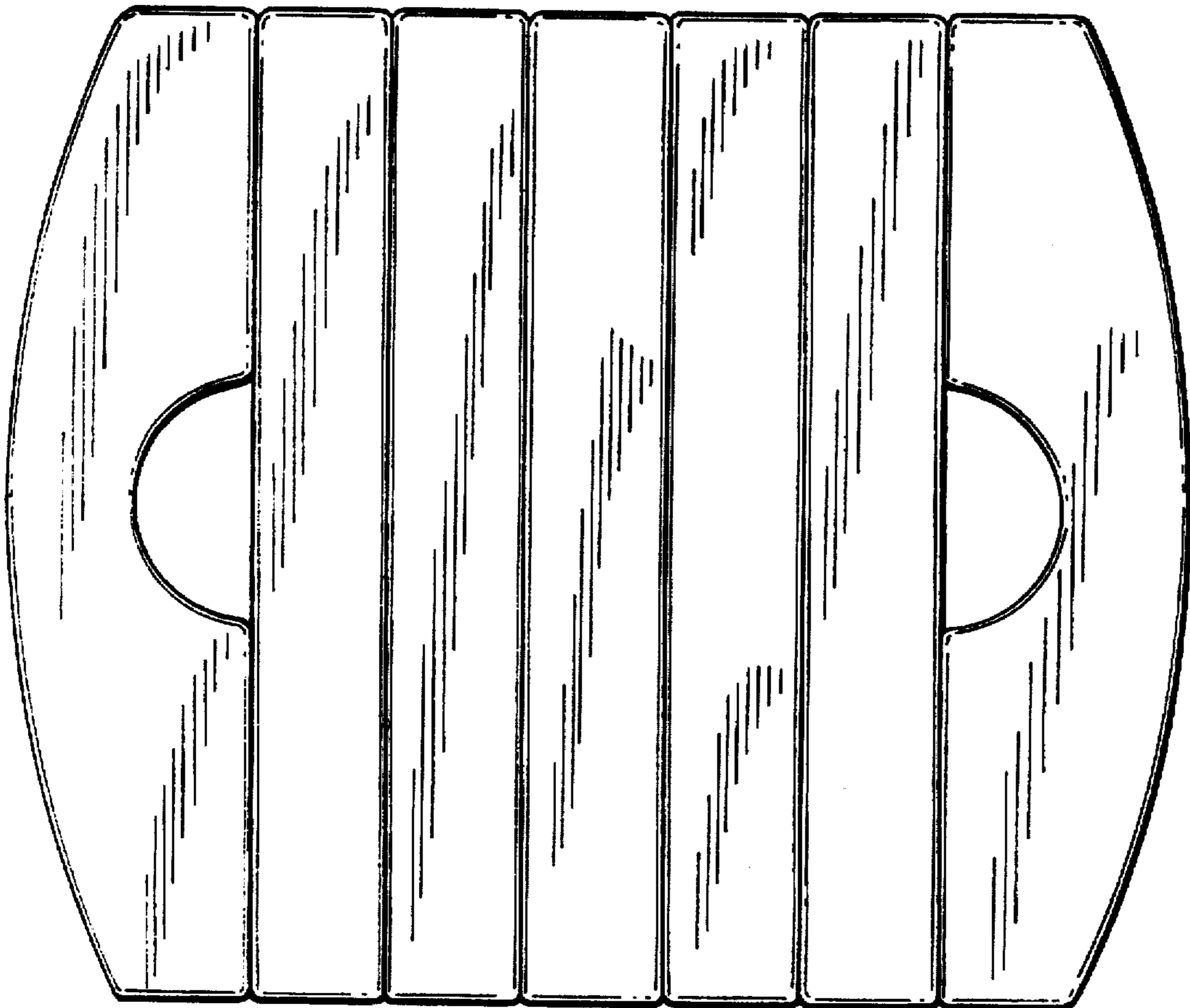
*FIG. 2*



*FIG. 3*



*FIG. 4*



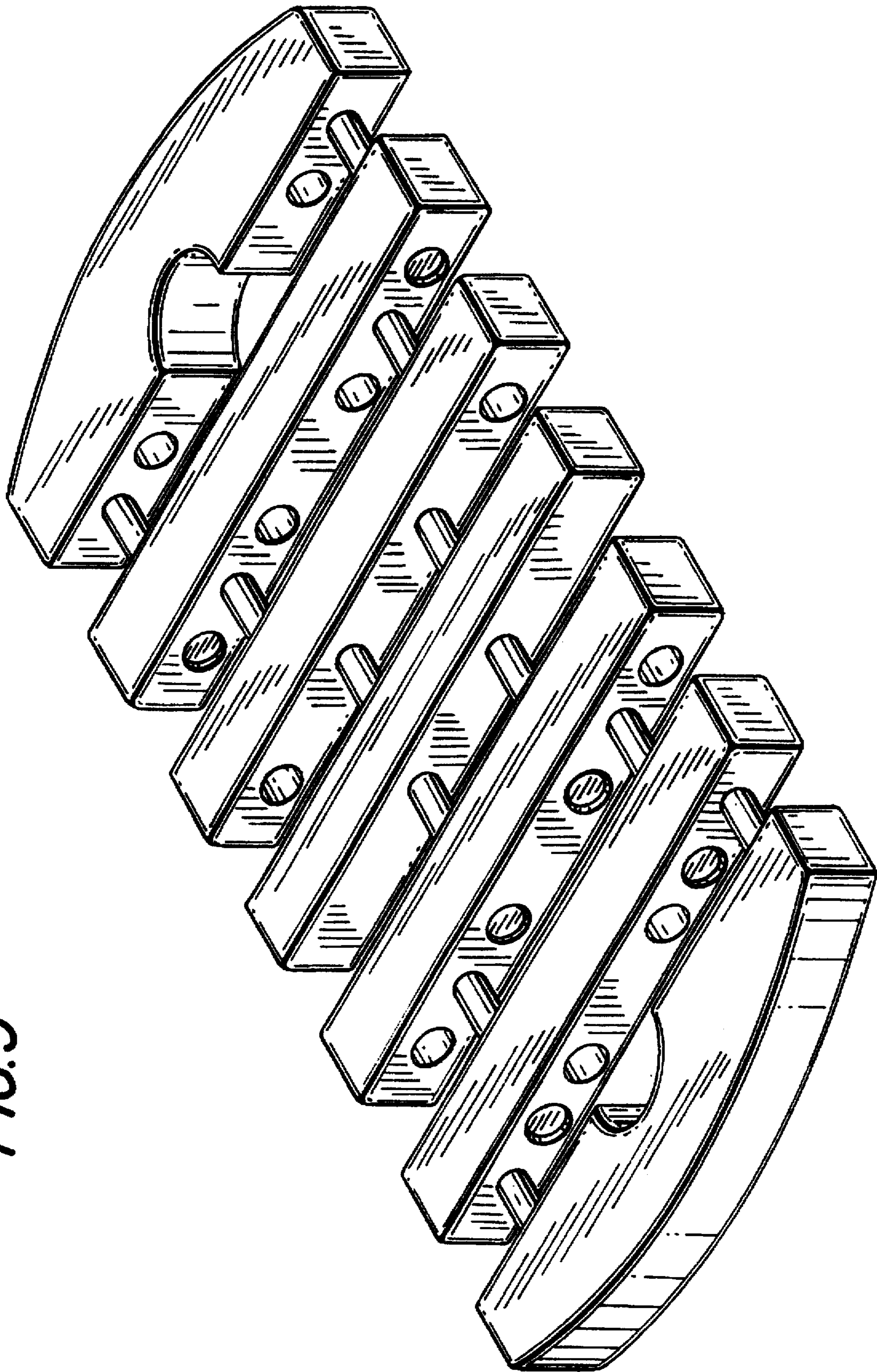


FIG. 5

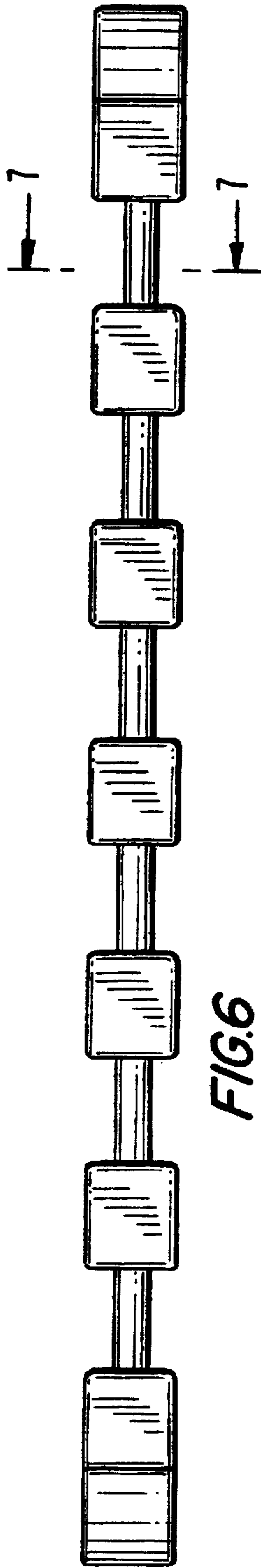


FIG. 7






FIG. 8

