



US00D388275S

United States Patent [19] Joergensen

[11] Patent Number: **Des. 388,275**

[45] Date of Patent: ****Dec. 30, 1997**

[54] **COFFEE MAKER**

[75] Inventor: **Carsten Joergensen, Kriens, Switzerland**

[73] Assignee: **PI-Design AG, Triengen, Switzerland**

[**] Term: **14 Years**

[21] Appl. No.: **57,835**

[22] Filed: **Aug. 1, 1996**

[30] **Foreign Application Priority Data**

Feb. 6, 1996 [DK] Denmark 138/96

[51] LOC (6) Cl. **07-01**

[52] U.S. Cl. **D7/319; D7/318; D7/317**

[58] Field of Search **D7/608, 300, 300.2, D7/312, 316, 317, 318, 319, 321, 322, 397, 598, 600; D23/209, 212; D9/527; 222/465.1**

[56] **References Cited**

U.S. PATENT DOCUMENTS

- D. 52,019 5/1918 Biette D7/310
- D. 179,705 2/1957 Schnitzer D7/319
- D. 181,143 10/1957 Gundelfinger D7/317 X
- D. 337,236 7/1993 Sambinelli D7/317
- D. 337,691 7/1993 Raunkjaer D7/317
- D. 342,414 12/1993 Joergensen D7/317

- D. 343,333 1/1994 Jorgensen D7/317
- D. 343,760 2/1994 Lin D7/317 X
- D. 372,627 8/1996 Ireland D7/317 X
- D. 376,065 12/1996 Ito et al. D7/319
- D. 377,132 1/1997 Jorgensen D7/318
- 1,782,962 11/1930 Hobbs 206/446
- 4,365,544 12/1982 Howitt D7/317

OTHER PUBLICATIONS

Coffee Pot (bottom) King Insulated Pitchers sell sheet of beverage servers Yn-Hwang of Taiwan 1990.

"Instabrewer", Housewares, p. 37, Feb. 1974.

Press filter coffee maker, Tableware International, p. 52, Nov. 1986.

Primary Examiner—M. N. Pandozzi

Attorney, Agent, or Firm—Merchant, Gould, Smith, Edell, Welter & Schmidt, P.A.


[57] **CLAIM**

The ornamental design for a coffee maker, as shown and described.

DESCRIPTION

FIG. 1 is an oblique perspective view of the coffee maker; FIG. 2 is a front view of the coffee maker; FIG. 3 is a back view of the coffee maker; FIG. 4 is a right side view of the coffee maker; FIG. 5 is a left side view of the coffee maker; FIG. 6 is a top view of the coffee maker; and, FIG. 7 is a bottom view of the coffee maker.

1 Claim, 7 Drawing Sheets






Fig. 1

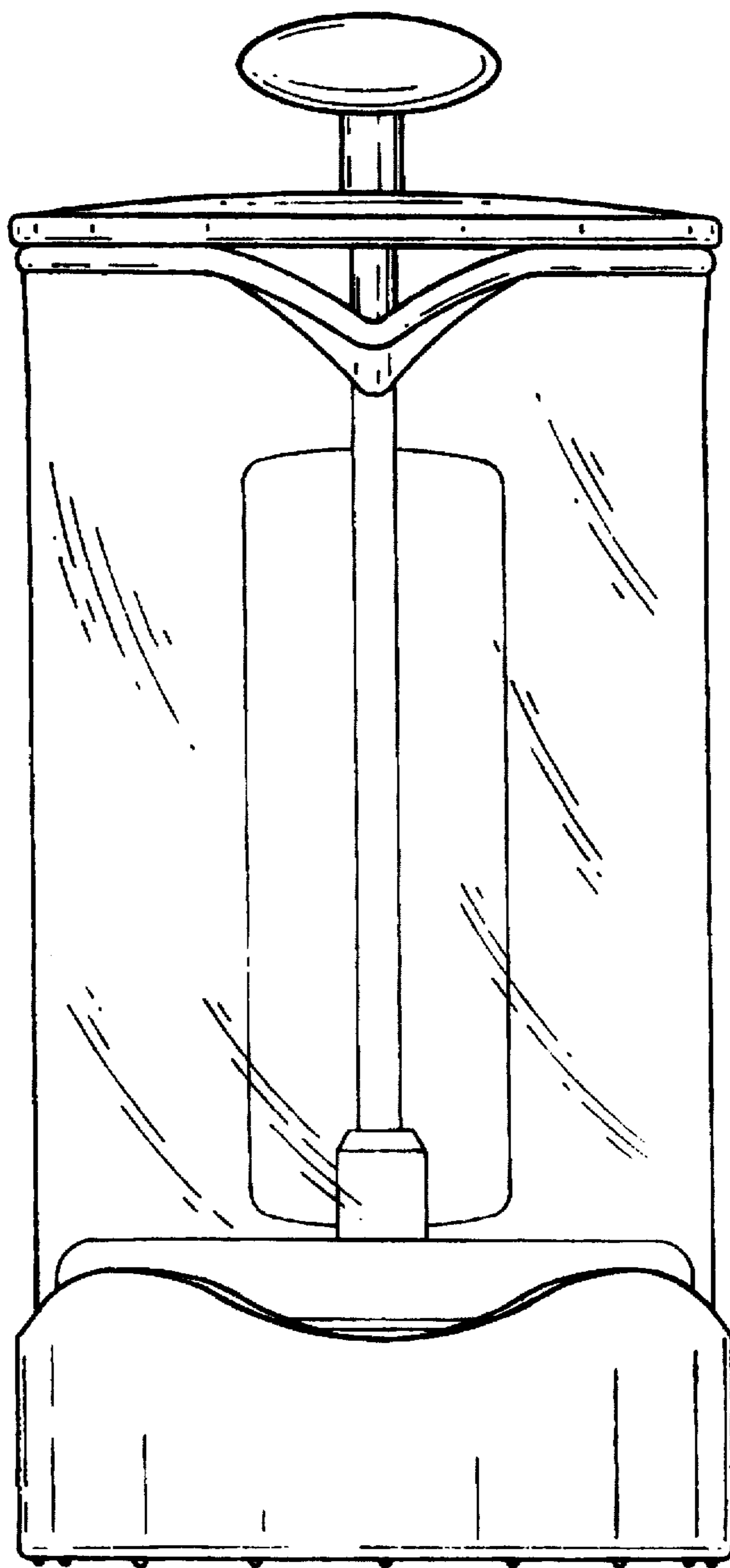


Fig. 2

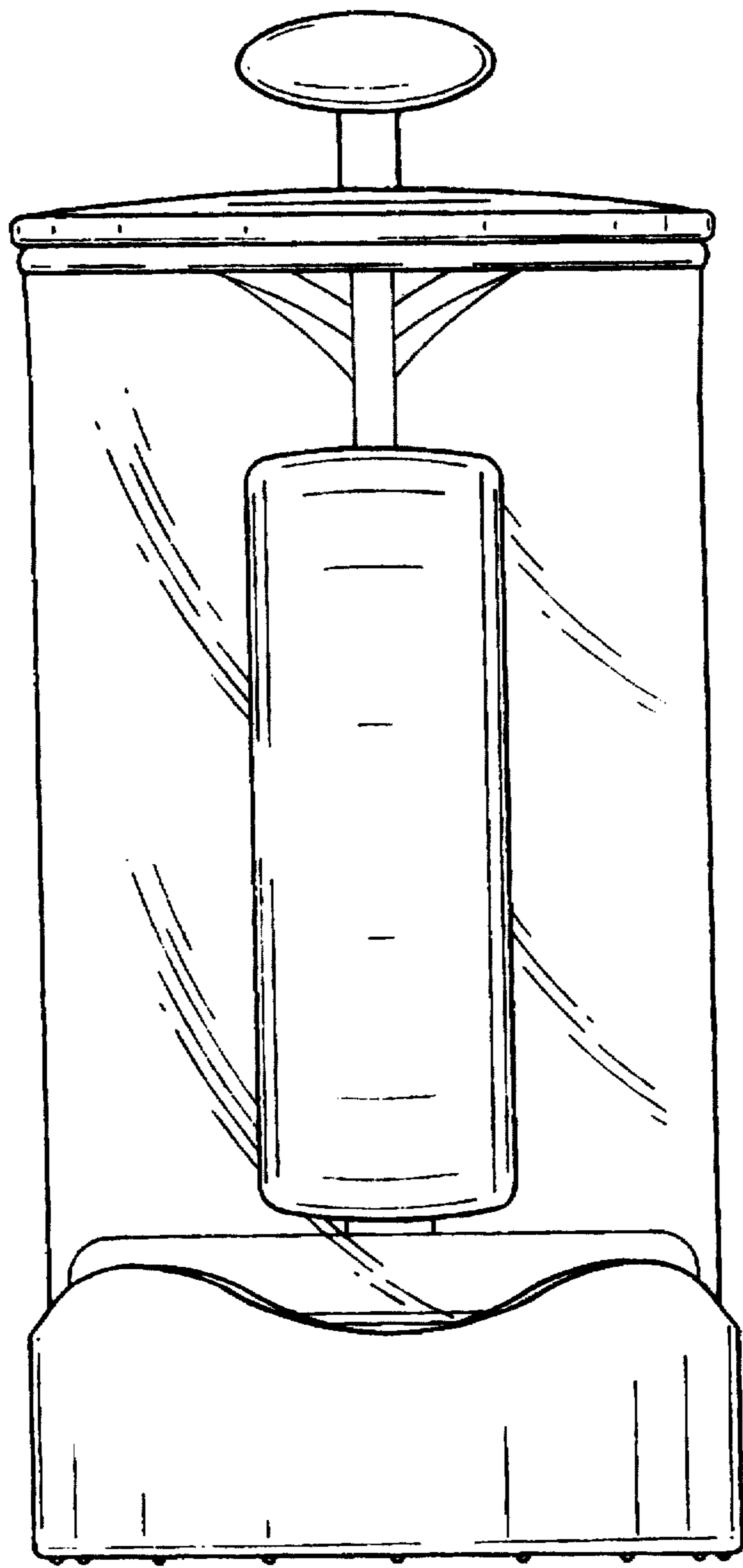


Fig. 3




Fig. 4




Fig. 5

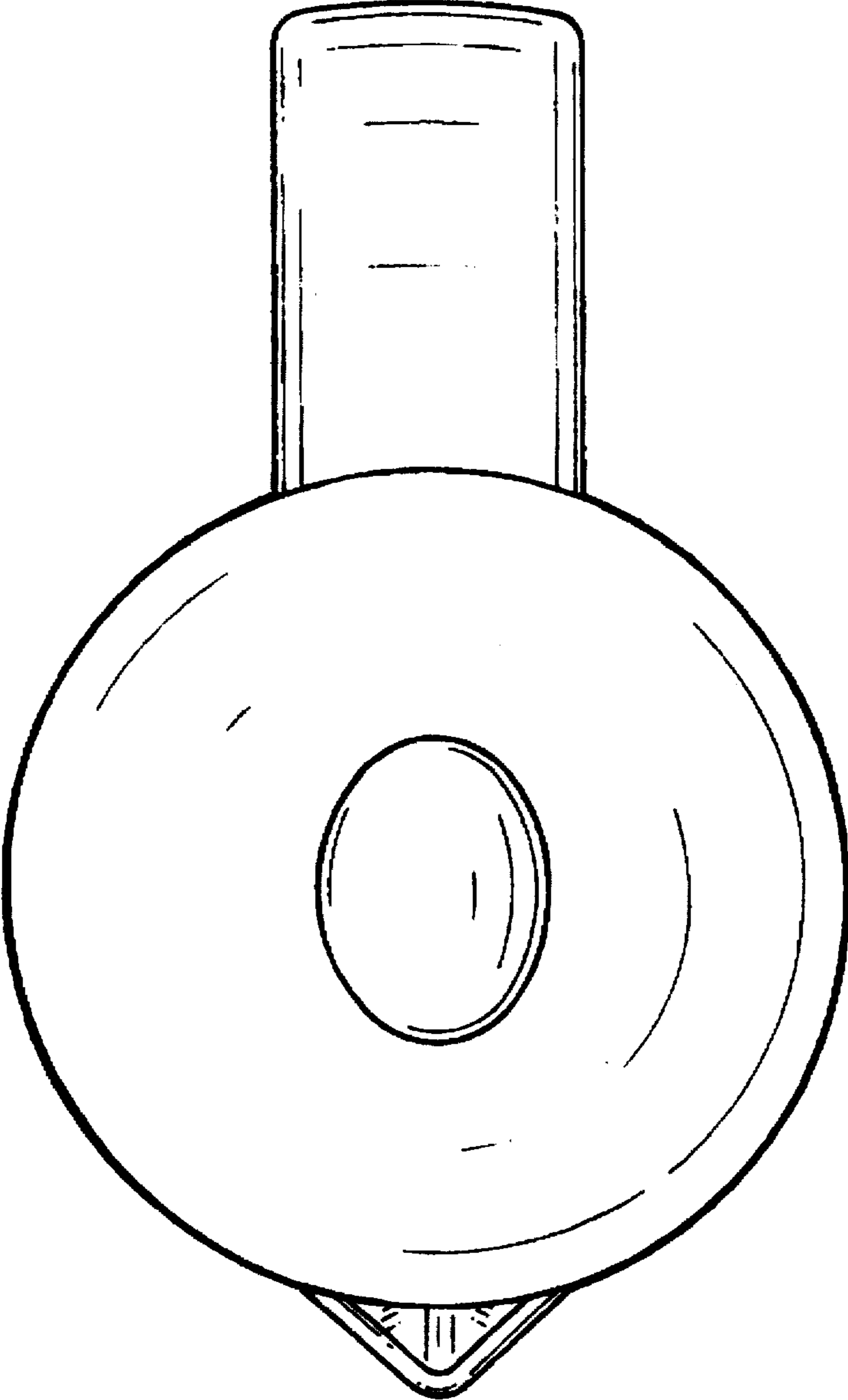


Fig. 6

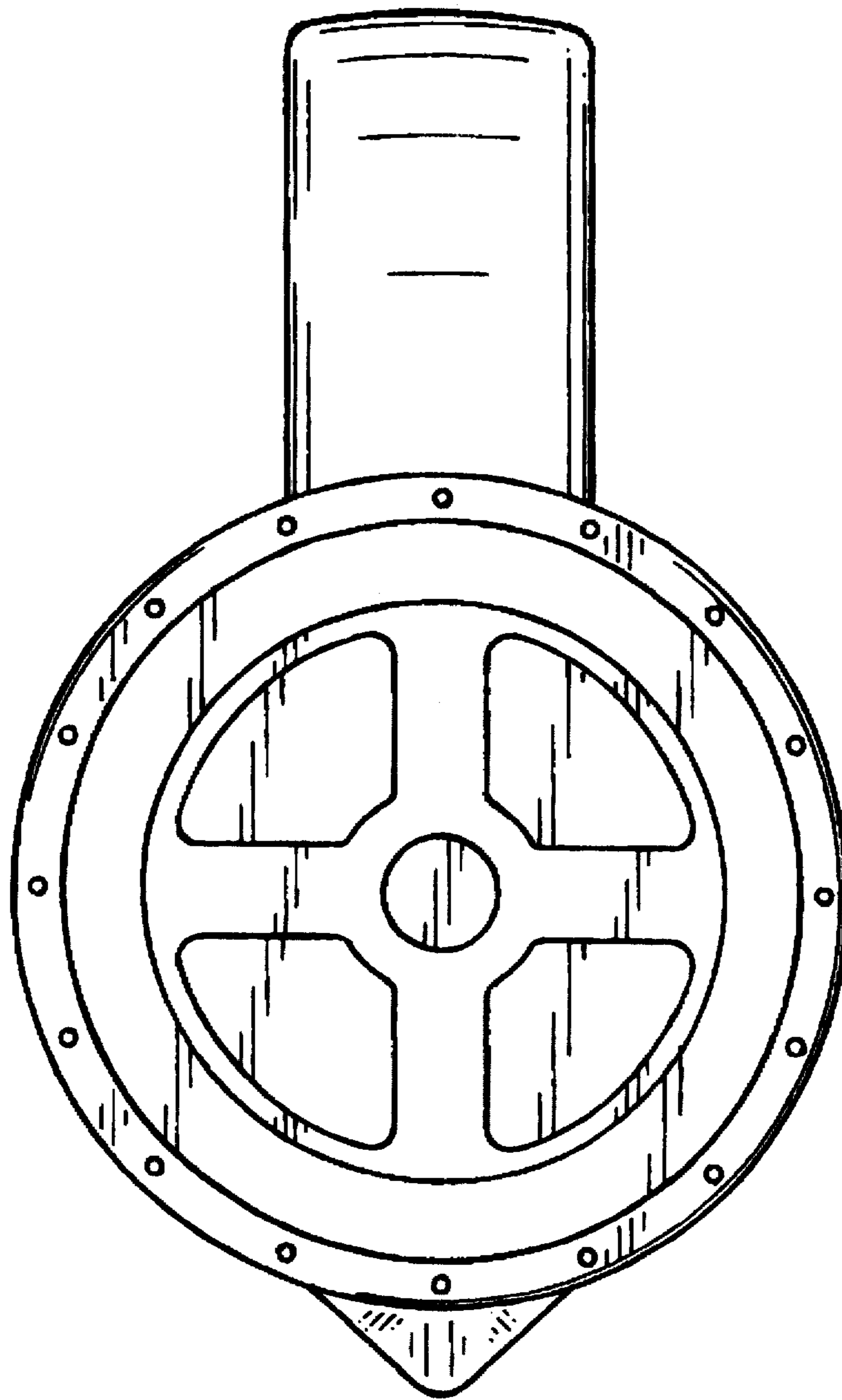


Fig. 7