



US00D388271S

United States Patent [19]
Moore

[11] **Patent Number: Des. 388,271**

[45] **Date of Patent: **Dec. 30, 1997**

[54] **TOWEL RING**

[75] **Inventor: Glenn David Moore, Newfoundland, N.J.**

[73] **Assignee: Melard Manufacturing Corp., Passaic, N.J.**

[**] **Term: 14 Years**

[21] **Appl. No.: 54,882**

[22] **Filed: May 24, 1996**

[51] **LOC (6) Cl. 07-06**

[52] **U.S. Cl. D6/546**

[58] **Field of Search** D6/535, 546, 531, D6/540, 524, 553, 534; 242/55.2; D8/381, 367, 373, 380; 211/13, 86-88, 60.1; 248/235, 250, 304, 309.1, 309.2, 314, 315, 312

[56] **References Cited**

U.S. PATENT DOCUMENTS

D. 259,754	7/1981	Fleishman et al.	D6/546
D. 281,838	12/1985	Thompson	D6/323
D. 286,963	12/1986	Waghorn	D6/549
D. 295,006	4/1988	Kayerman et al.	D6/540

D. 299,096	12/1988	Kayerman et al.	D6/531
D. 318,590	7/1991	McKeone	D8/381 X
D. 357,378	4/1995	Lehn et al.	D6/546
D. 357,839	5/1995	Lehn et al.	D6/546
2,529,420	11/1950	Ramquist	242/55.2
4,907,771	3/1990	Wang	248/251 X
5,323,996	6/1994	Rendall	248/315

Primary Examiner—Susan J. Lucas
Assistant Examiner—Pamela Burgess
Attorney, Agent, or Firm—Edgar A. Zarins; Malcolm L. Sutherland

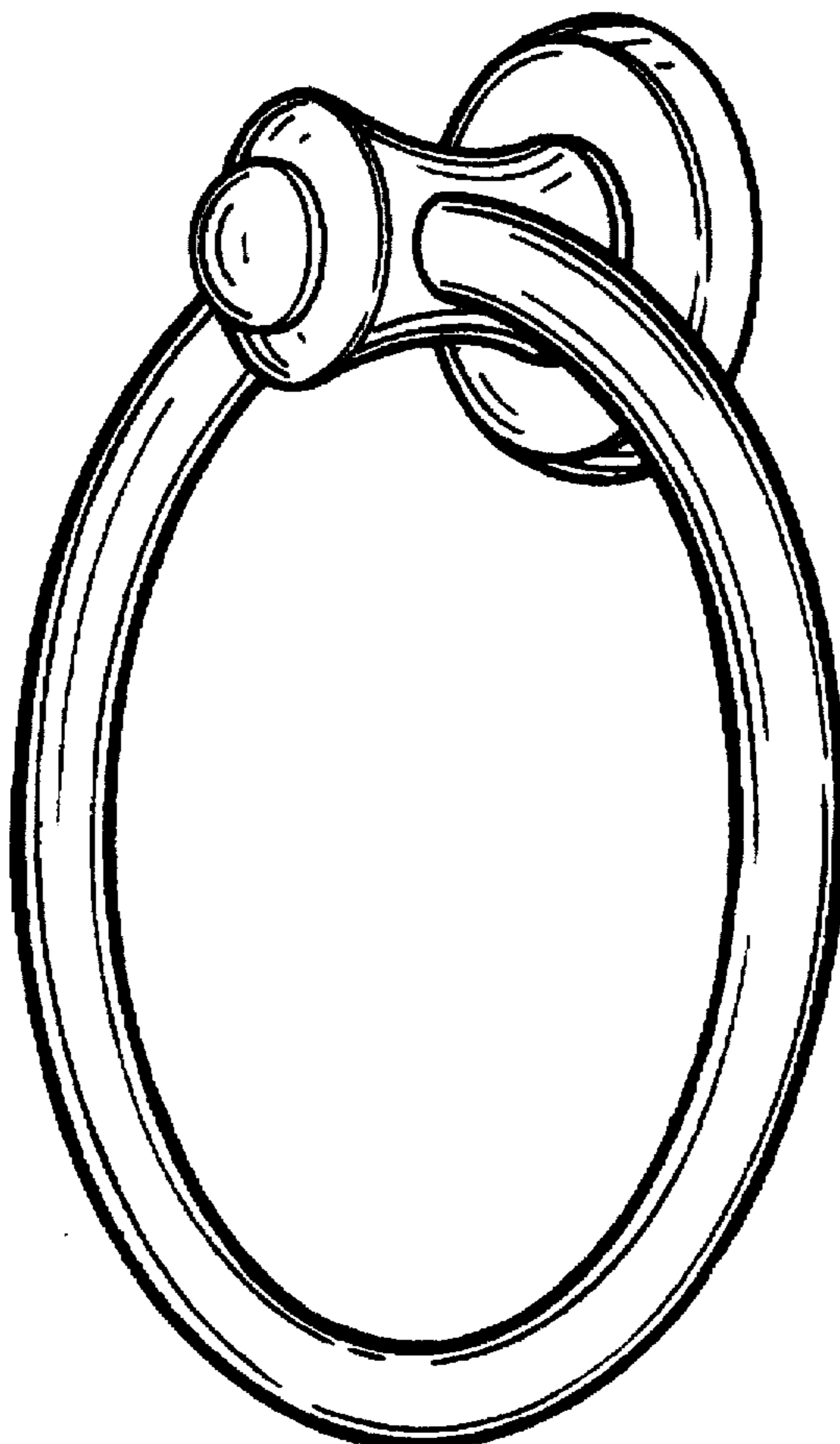
[57] **CLAIM**

The ornamental design for a towel ring, as shown and described.

DESCRIPTION

FIG. 1 is a perspective view of a towel ring showing my new design;
FIG. 2 is a top plan view thereof;
FIG. 3 is a front elevation view thereof;
FIG. 4 is a side view thereof;
FIG. 5 is a bottom plan view thereof; and,
FIG. 6 is a rear view thereof.

1 Claim, 1 Drawing Sheet



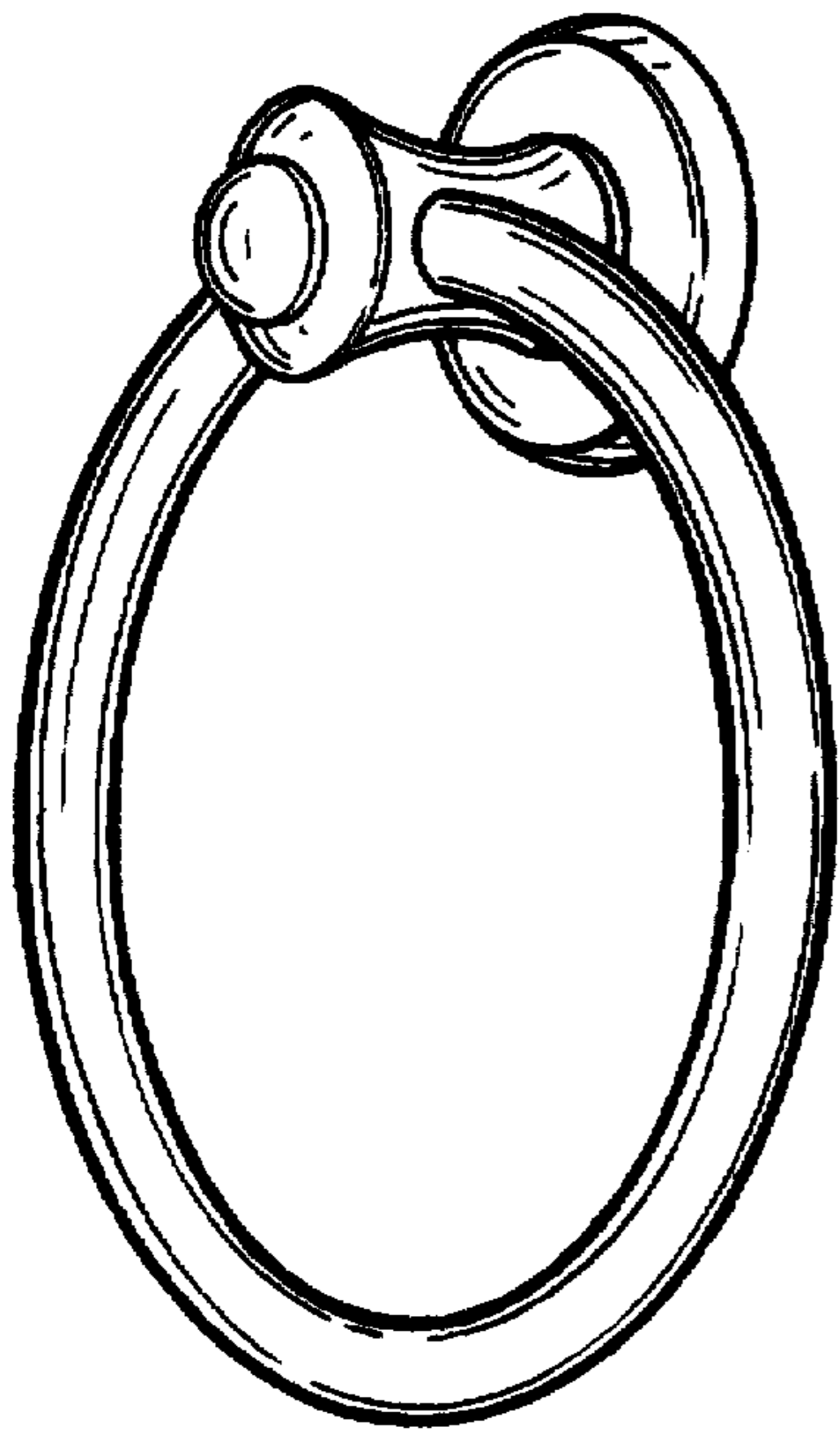


Fig - 1




Fig - 2

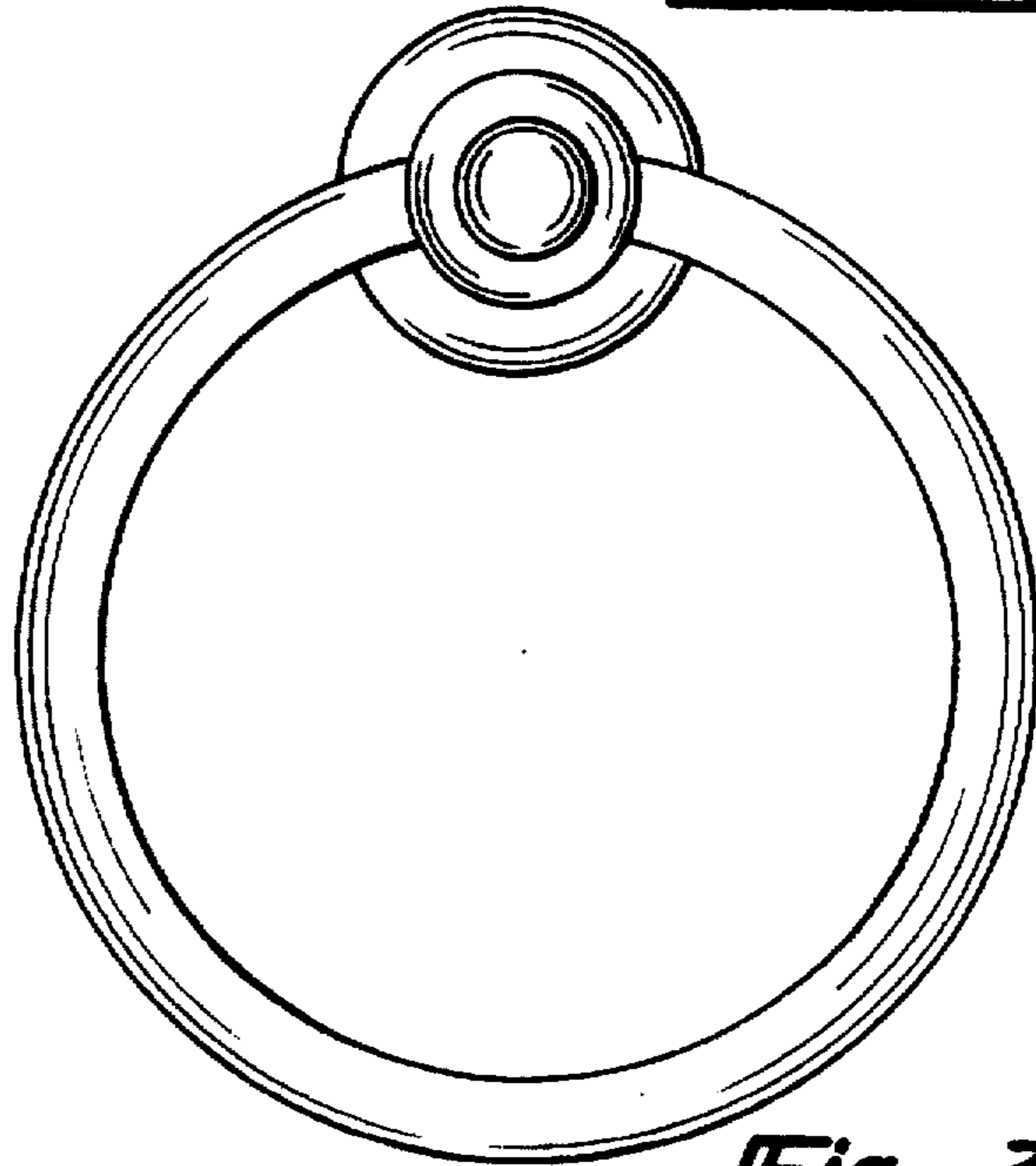


Fig - 3

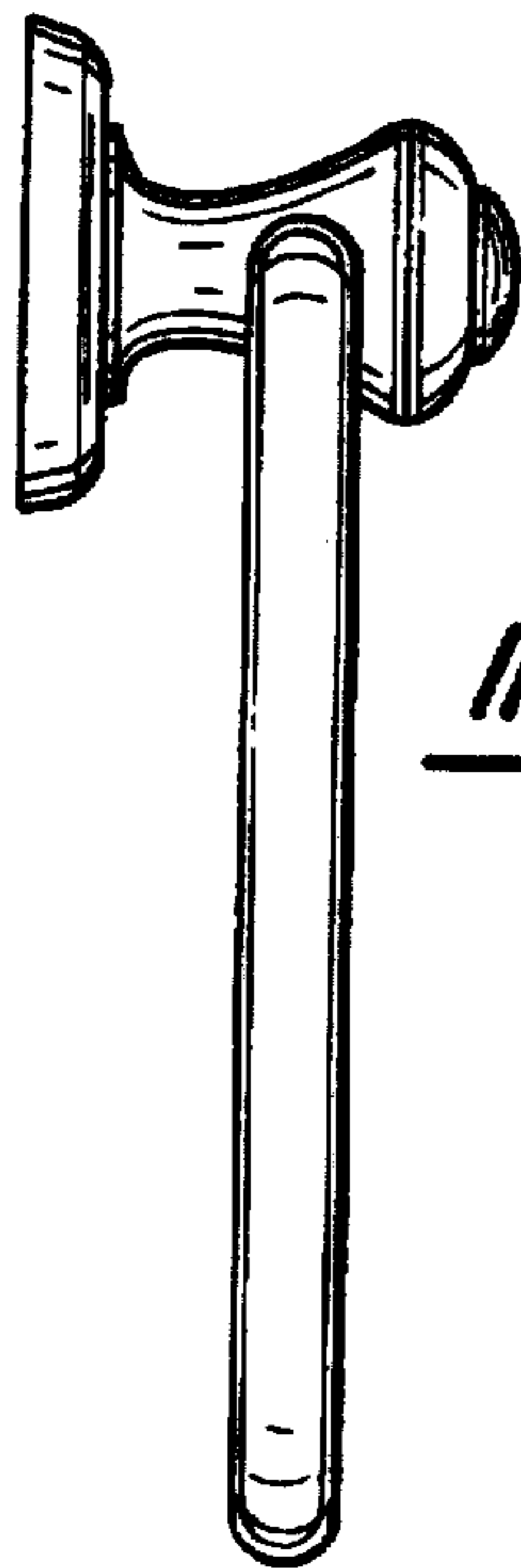


Fig - 4

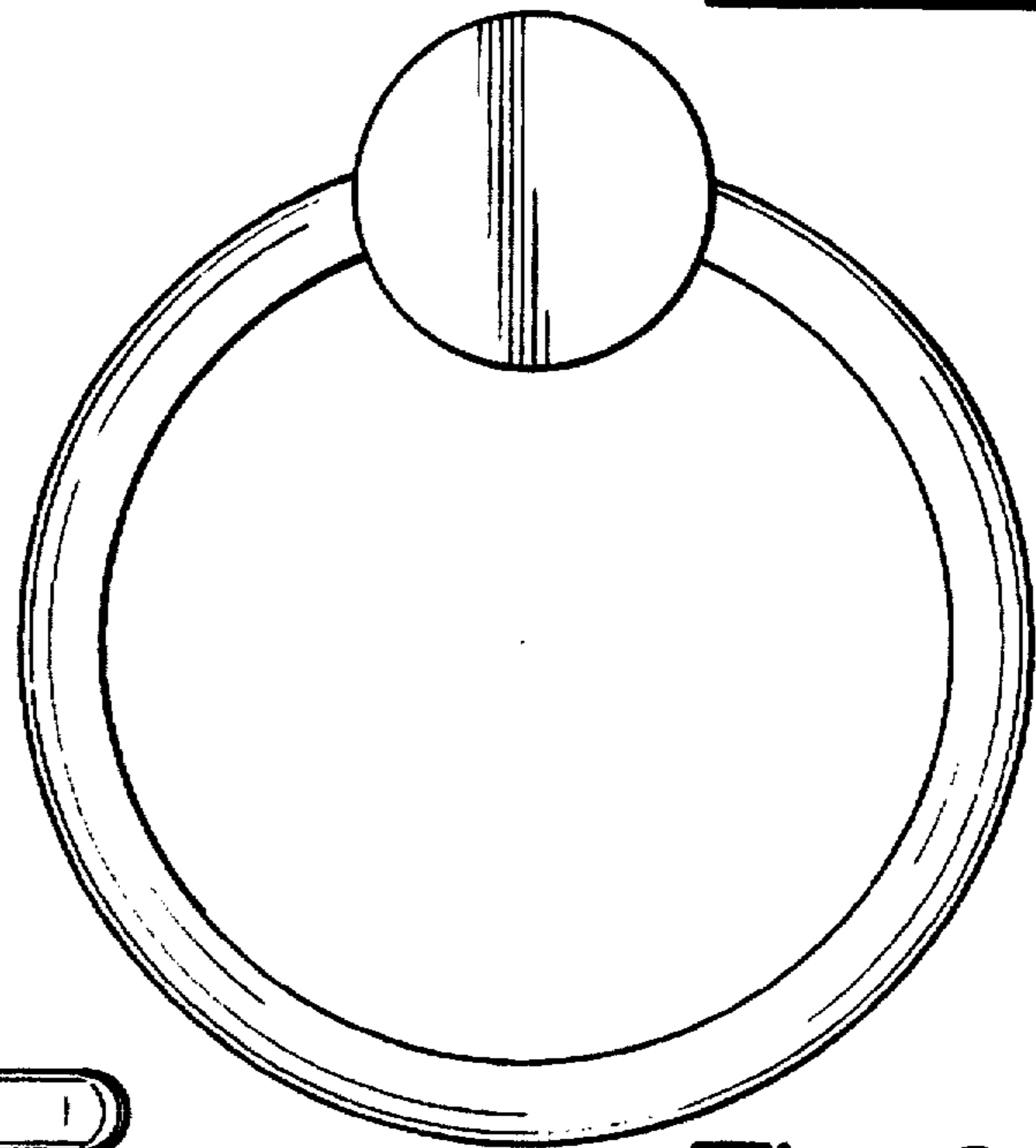


Fig - 6




Fig - 5