

US00D388242S

# United States Patent [19] Cole

[11] Patent Number: **Des. 388,242**

[45] Date of Patent: **\*\*Dec. 30, 1997**

[54] **MEN'S INSOLE**

5,067,255 11/1991 Hutcheson ..... 36/28 X  
5,233,769 8/1993 Weber ..... 36/43

[75] Inventor: **Brian B. Cole, Memphis, Tenn.**

### FOREIGN PATENT DOCUMENTS

[73] Assignee: **Schering-Plough HealthCare Products, Memphis, Tenn.**

203237 10/1908 Austria ..... 36/43  
808212 11/1936 France ..... 36/44  
3734950 5/1989 Germany ..... 36/43  
25198 11/1909 United Kingdom ..... 36/43  
349208 5/1931 United Kingdom ..... 36/44  
2053659 2/1981 United Kingdom ..... 36/44

[\*\*] Term: **14 Years**

[21] Appl. No.: **59,044**

### OTHER PUBLICATIONS

[22] Filed: **Aug. 30, 1996**

Boot & Shoe Recorder, Jan. 15, 1953, Scott's Air O Phyll Insole.

[51] LOC (6) Cl. .... **02-04**

[52] U.S. Cl. .... **D2/961**

[58] Field of Search ..... **D2/961; 36/44, 36/43, 147, 28, 140, 153, 154, 172, 173, 174, 178, 180, 181**

*Primary Examiner*—Doris V. Coles

*Attorney, Agent, or Firm*—Joseph T. Majka

### [57] CLAIM

### [56] References Cited

The ornamental design for men's insole, as shown and described.

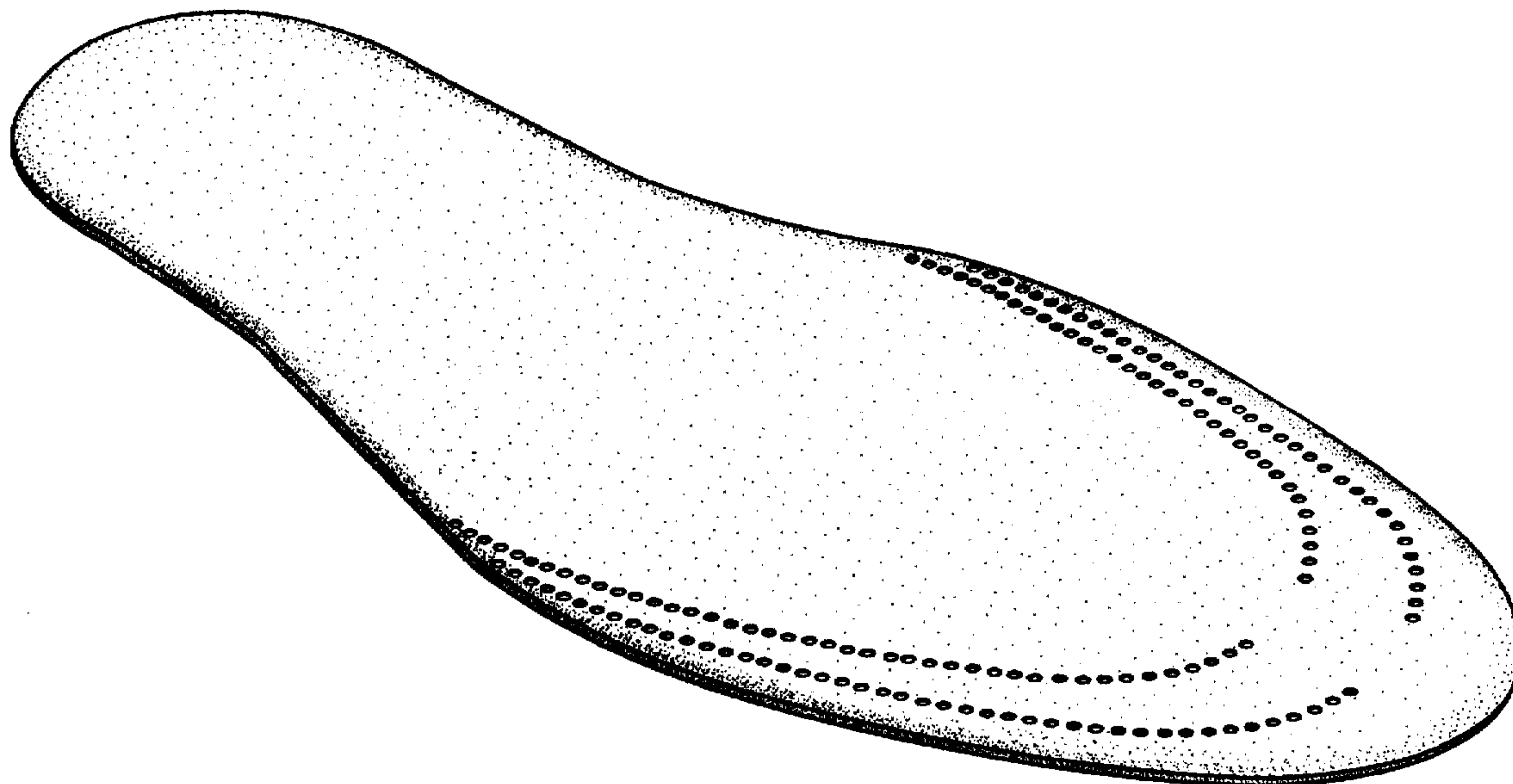
#### U.S. PATENT DOCUMENTS

#### DESCRIPTION

D. 356,673	3/1995	Gerharl	.....	D2/961
D. 366,956	2/1996	Gay	.....	D2/96
1,135,134	1/1915	Lee	.....	36/147
1,815,843	7/1931	Higdem	.....	D2/961 X
1,926,283	9/1933	Herbert	.....	D2/961 X
2,917,844	12/1959	Scholl	.....	D2/961 X
3,143,812	8/1964	Bittner	.....	D2/961 X
3,253,601	5/1966	Scholl	.....	D2/961 X
3,730,169	5/1973	Fiber	.....	36/44 X
4,387,516	6/1983	Laux	.....	36/43
4,674,203	6/1987	Goller	.....	36/44
4,682,425	7/1987	Simmons	.....	36/44
4,760,655	8/1988	Mauch	.....	36/44
4,910,882	3/1990	Goller	.....	36/44 X
4,910,886	3/1990	Sullivan et al.	.....	36/44

FIG. 1 is a top front perspective view of men's insole showing my new design for use with a right foot;  
FIG. 2 is a top plan view thereof;  
FIG. 3 is a bottom plan view thereof;  
FIG. 4 is a left side view thereof;  
FIG. 5 is a right side view thereof;  
FIG. 6 is a front view thereof;  
FIG. 7 is a rear view thereof; and,  
FIG. 8 is a top plan view of men's insole, showing my new design for use with a left foot, the other views all being mirror images of those of the first embodiment.

**1 Claim, 5 Drawing Sheets**



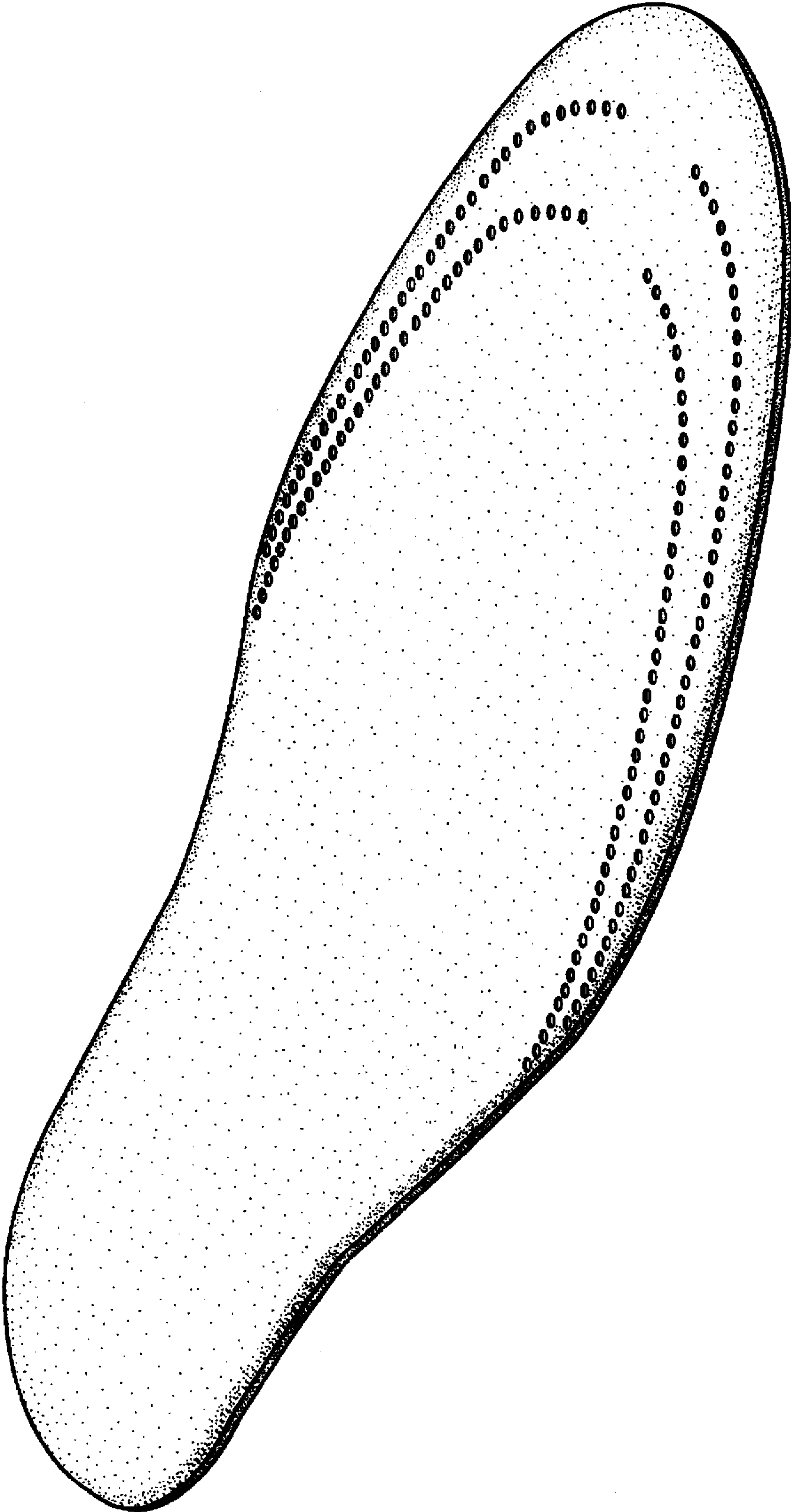


FIG. 1

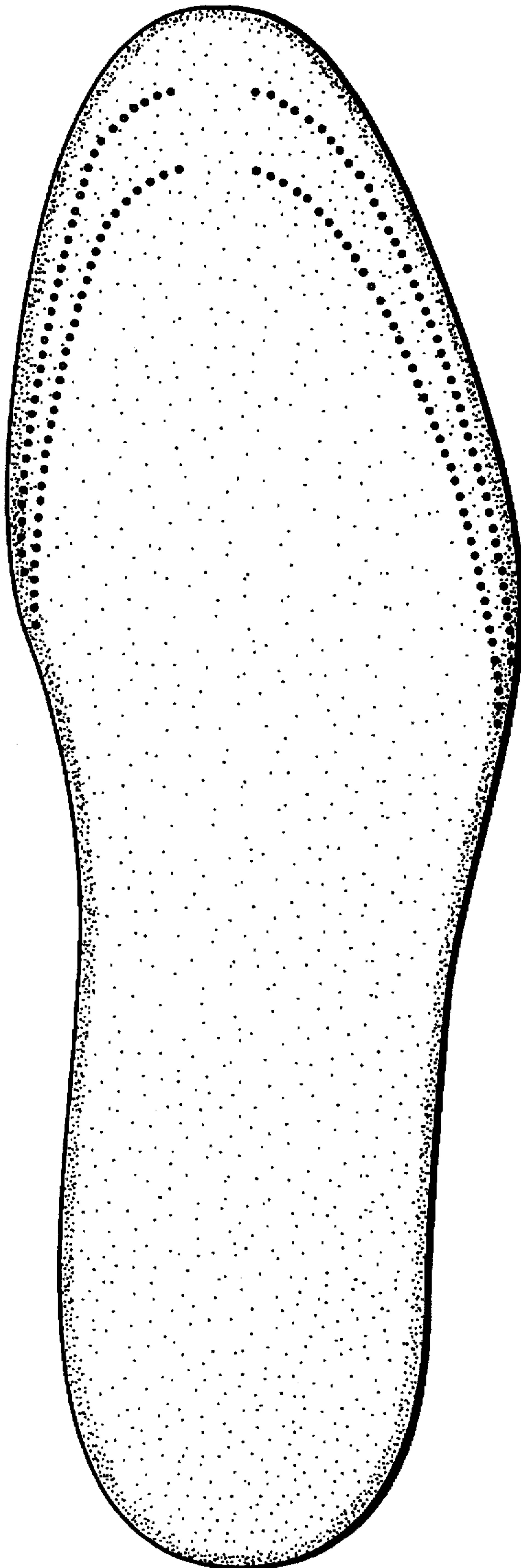


FIG. 2



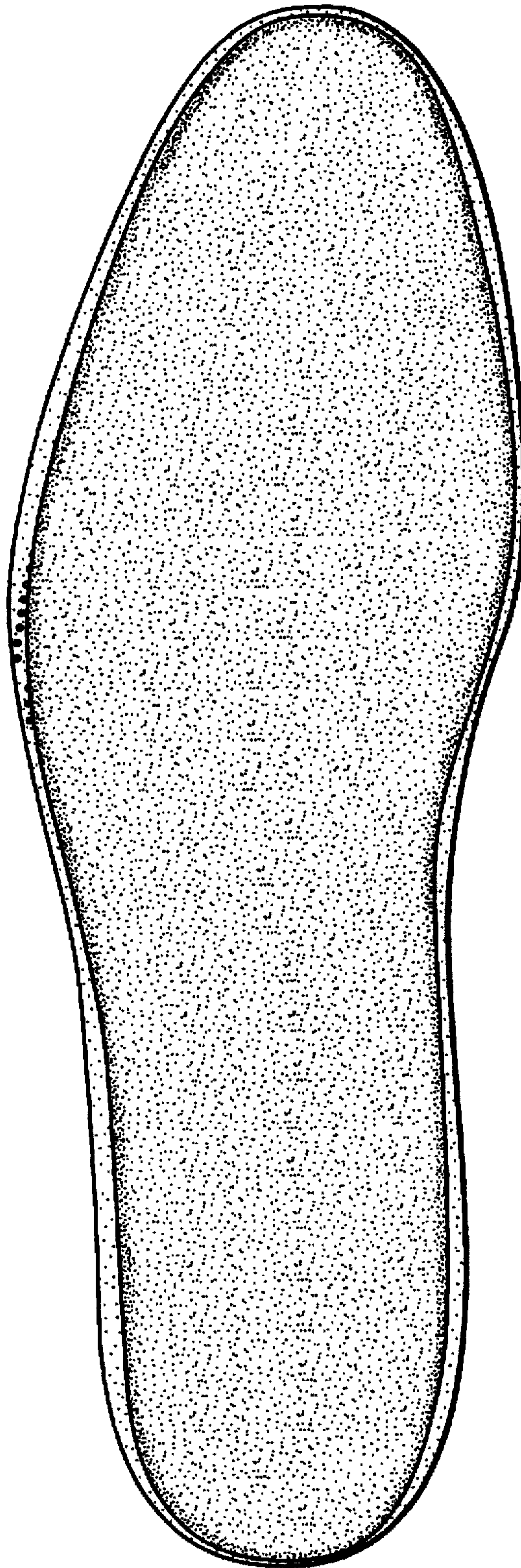


FIG. 3



FIG. 4



FIG. 5



FIG. 7



FIG. 6

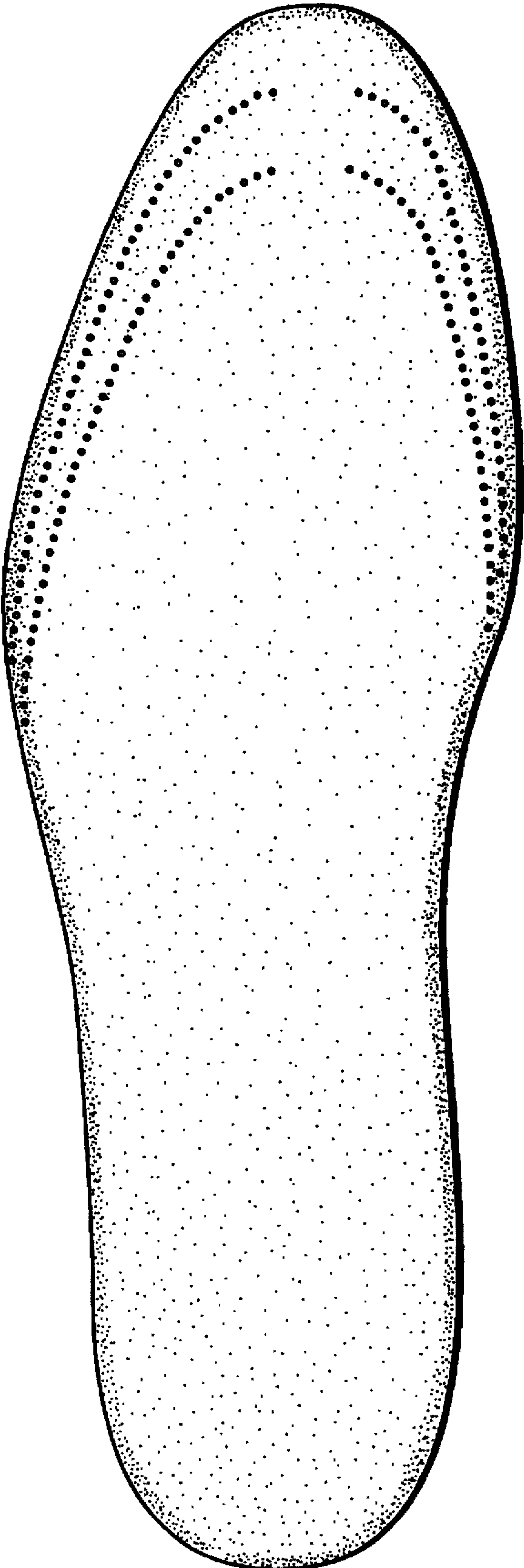


FIG. 8