



US00D388239S

United States Patent [19]

[11] Patent Number: Des. 388,239

Li et al.

[45] Date of Patent: **Dec. 30, 1997

[54] HOOD

[76] Inventors: Meng Li; Shan F. He, both of #4
Christian Dr., E. Brunswick, N.J. 08816

[**] Term: 14 Years

[21] Appl. No.: 63,187

[22] Filed: Dec. 2, 1996

[51] LOC (6) Cl. 02-03

[52] U.S. Cl. D2/878

[58] Field of Search D2/758, 865, 866,
D2/878, 880, 881, 889, 500, 600, 171,
174, 181, 195.1, 195.7, 207; D29/100

[56] References Cited

U.S. PATENT DOCUMENTS

D. 121,457	7/1940	Nudell	D2/879	X
D. 231,503	4/1974	Potter	D2/889	
D. 277,139	1/1985	Defalco	D2/889	X
D. 357,792	5/1995	Cromer	D2/881	X
D. 365,432	12/1995	Buccelli	D2/881	
D. 374,332	10/1996	Brister et al.	D2/889	X
2,194,043	3/1940	Jacobi	2/171	X
3,983,580	10/1976	Zeiber	2/174	
4,937,885	7/1990	Gregg	2/171	X
5,091,996	3/1992	Kirby	2/171	X
5,309,574	5/1994	Balaban et al.	2/171	X

Primary Examiner—Paula A. Mortimer
Attorney, Agent, or Firm—Douglas D. Zhang

[57] CLAIM

The ornamental design for a hood, as shown and described.

DESCRIPTION

FIG. 1 is a top, front, and left side perspective view of a hood showing our new design with the face mask in a folded position;

FIG. 2 is a front elevational view thereof;

FIG. 3 is a top plan view thereof;

FIG. 4 is a right side elevational view thereof, the left side elevational view being a mirror image thereof;

FIG. 5 is a rear elevational view thereof;

FIG. 6 is a bottom plan view thereof;

FIG. 7 is a top, front, and left side perspective view of a hood in its second usage configuration (as a face mask and a hood) where the face mask is in use;

FIG. 8 is a top, front, and right side perspective view of a hood in its third usage configuration (as a scarf) where the face mask is in a folded position;

FIG. 9 is a top, front, and left side perspective view of a hood in its fourth usage configuration (as a cap) where the face mask is in a folded, slightly pulled down position; and,

FIG. 10 is a top, front, and right side perspective view of a hood in its fifth usage configuration (as a face mask and a scarf) where the face mask is in use.

The broken line showing of the human head in FIGS. 1, 7 through 10 is for illustrative purposes only and forms no part of the claimed design.

The broken line showing of the human form in FIGS. 1, 7, 8, 9, 10 is for illustrative purposes only and forms no part of the claimed design.

1 Claim, 4 Drawing Sheets

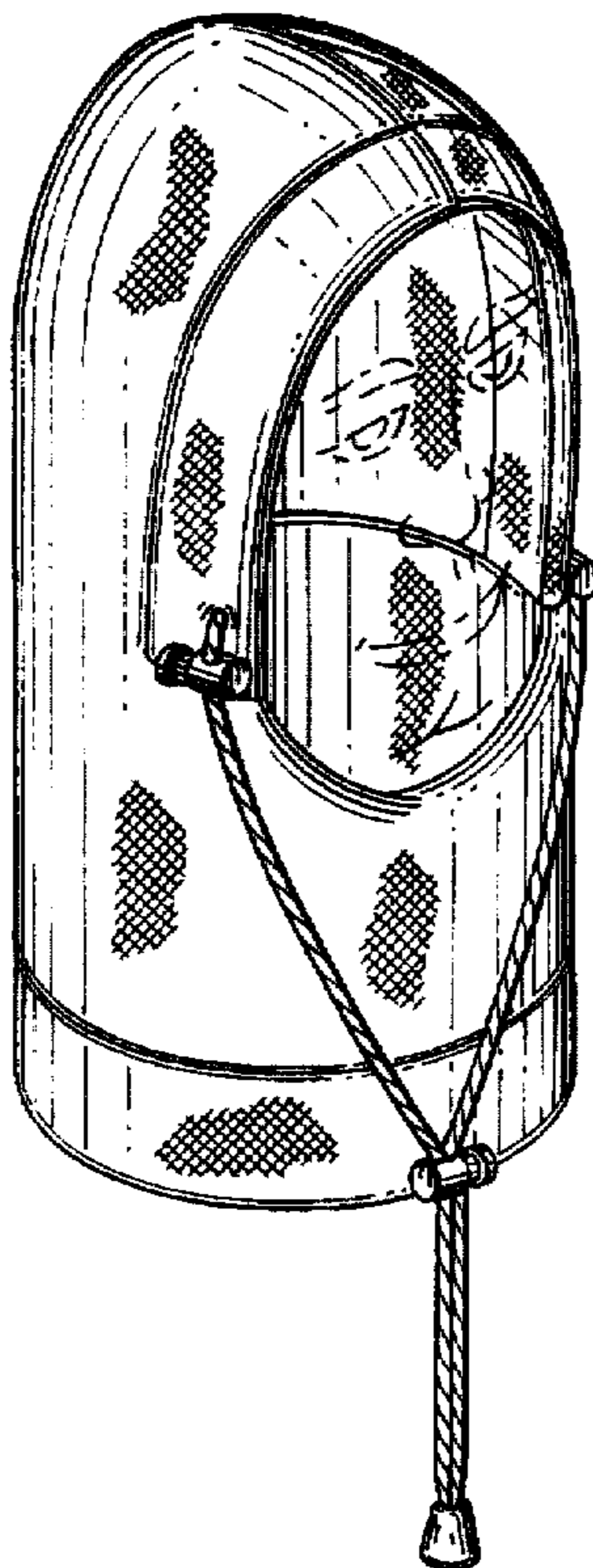


FIG. 1

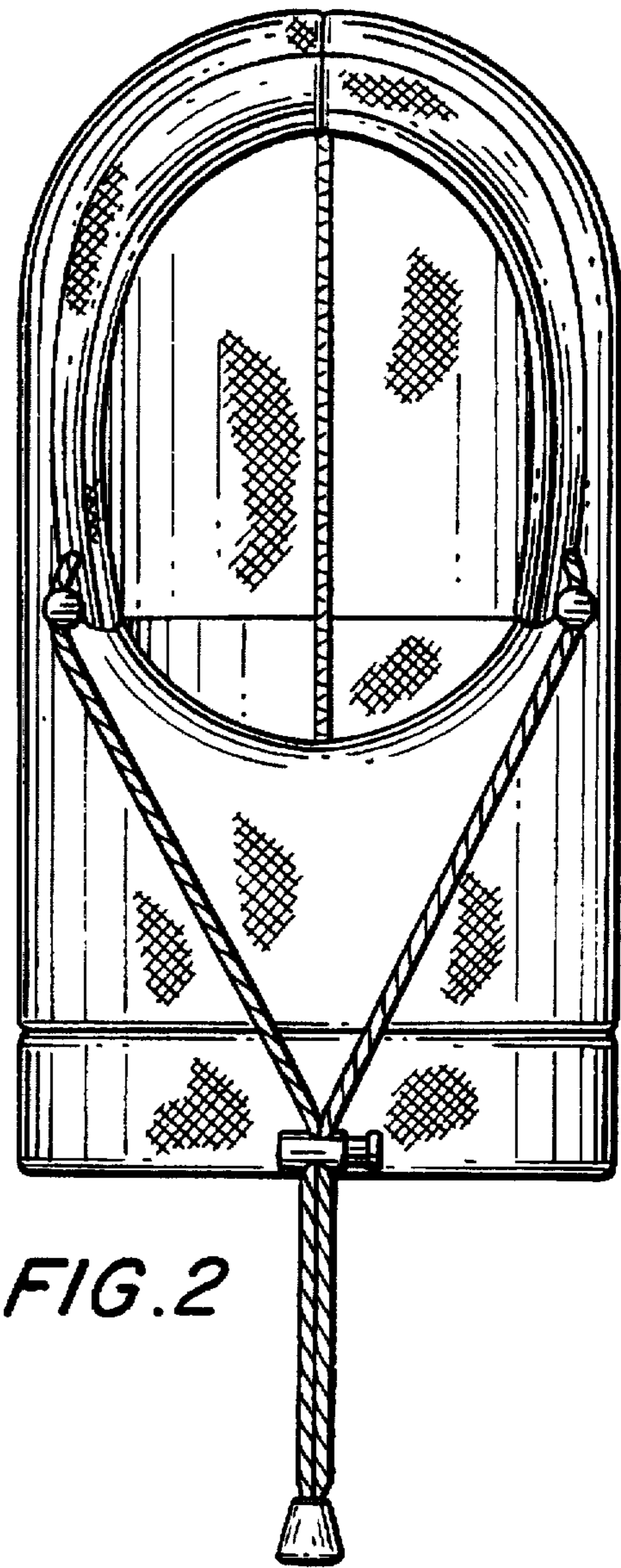
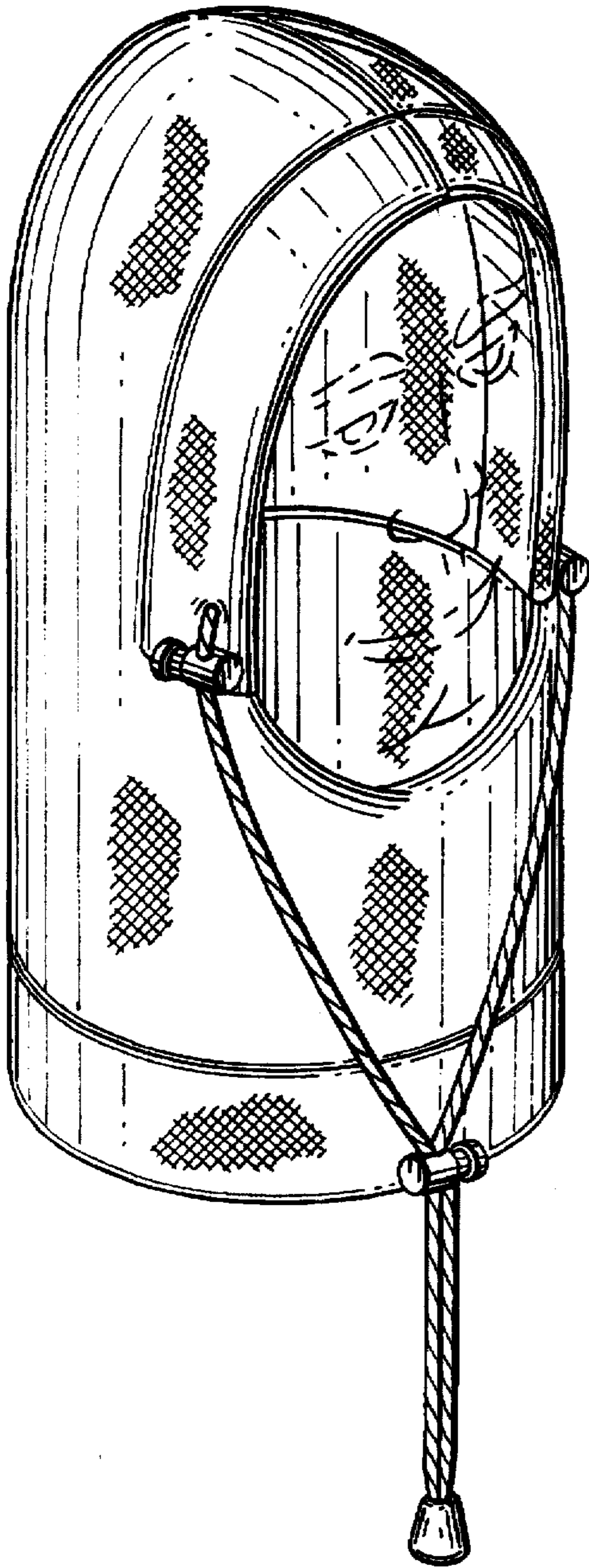


FIG. 2

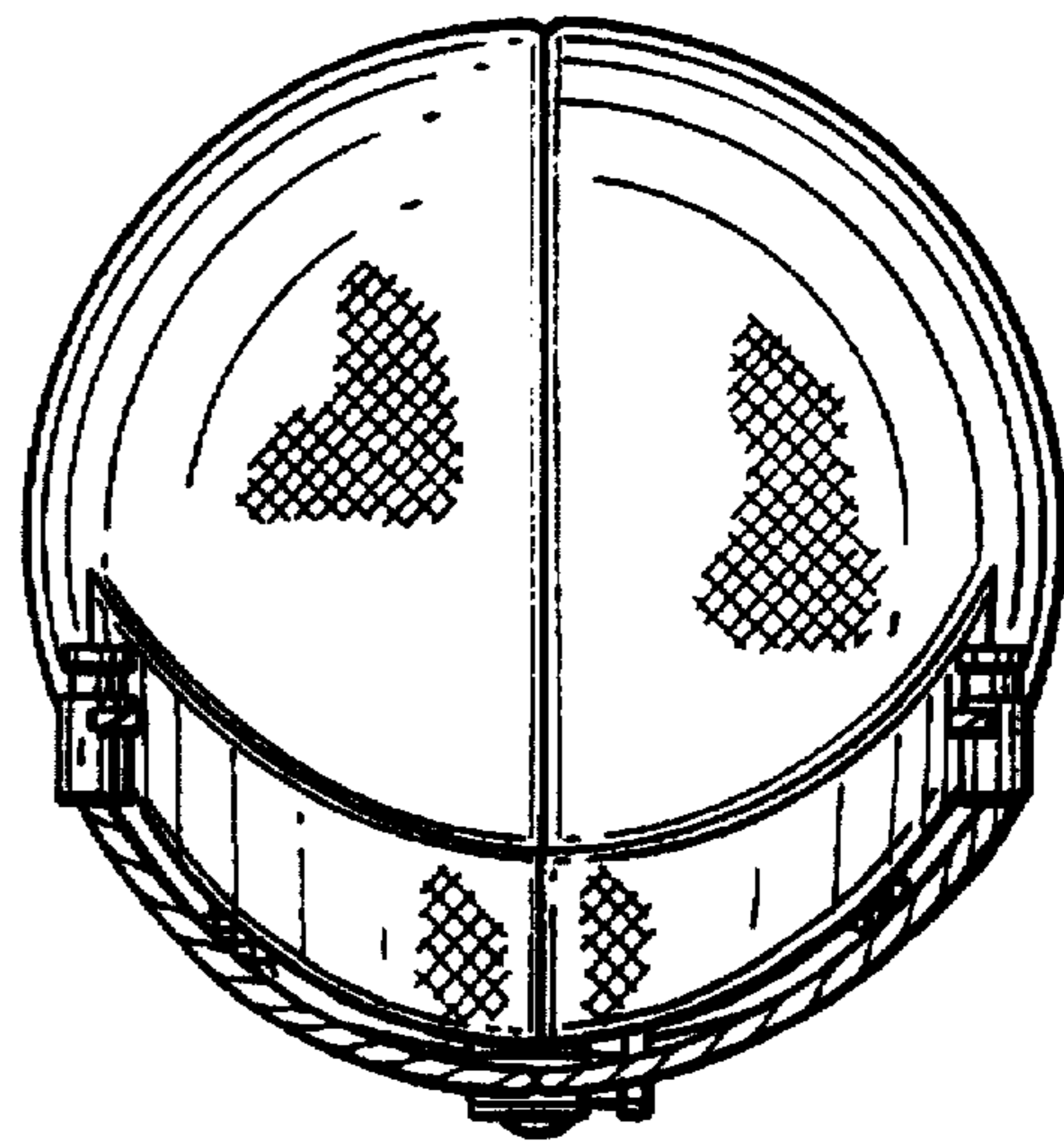


FIG. 3

FIG. 4

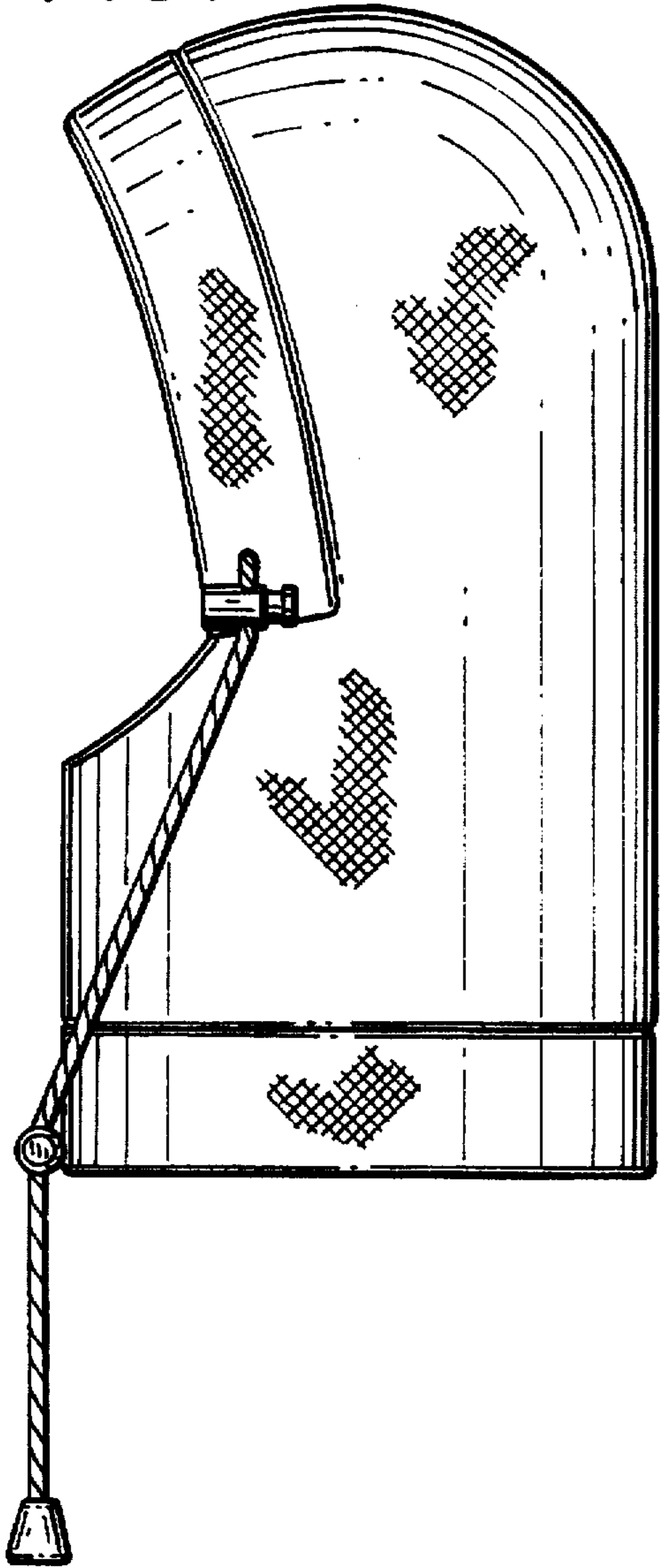


FIG. 5





FIG. 6



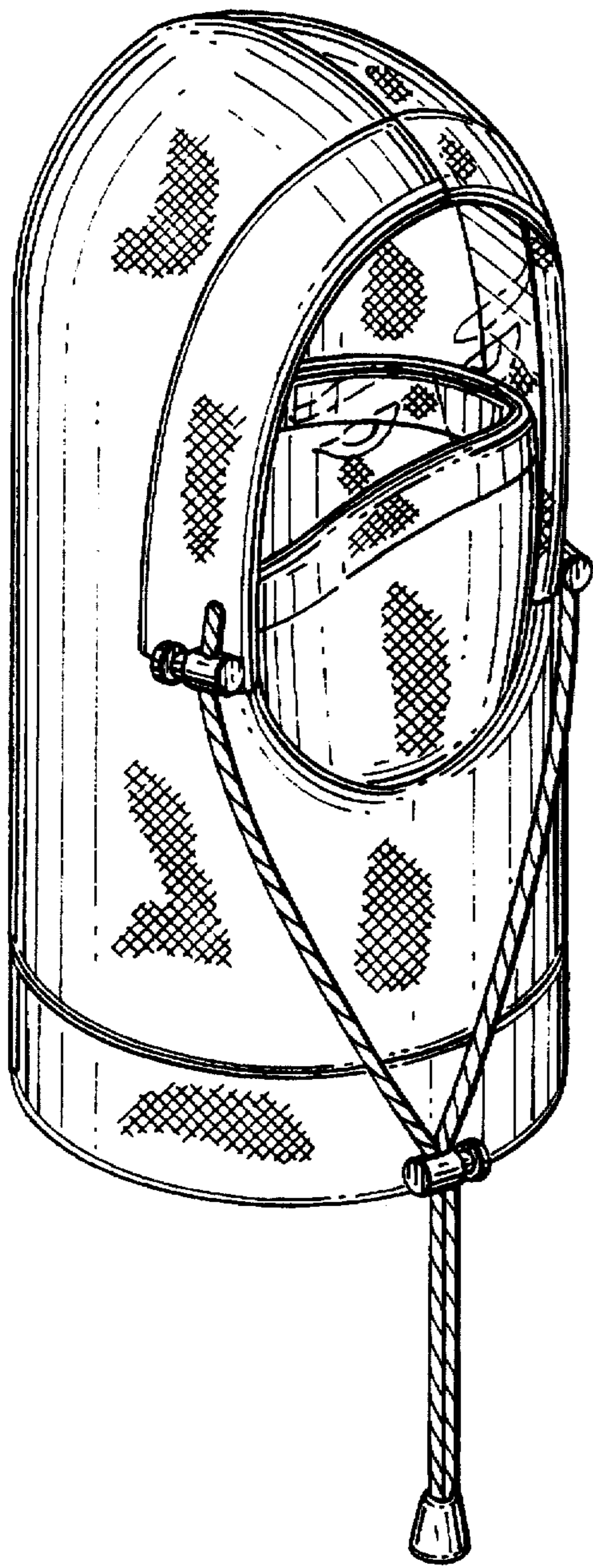


FIG. 7




FIG. 8

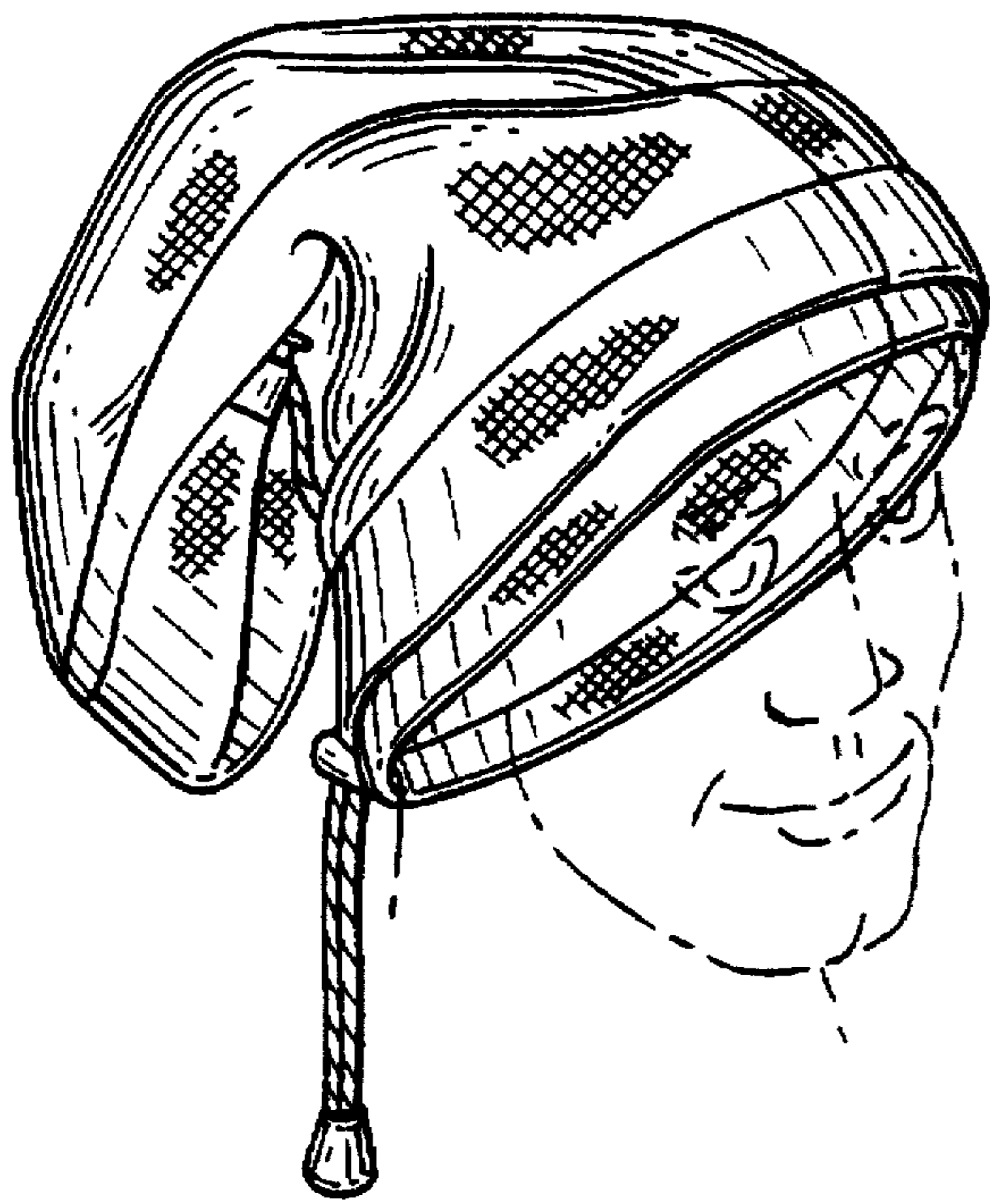


FIG. 9

FIG. 10

