



US00D388237S

United States Patent [19]

Mirvis et al.

[11] Patent Number: **Des. 388,237**

[45] Date of Patent: ****Dec. 30, 1997**

[54] **NECKTIE**

D. 321,276 11/1991 Weeks D2/605
D. 346,270 4/1994 Just D2/608

[76] Inventors: **Reid H. Mirvis; Adelina C. Mirvis,**
both of 6669 Archwood Ave., San
Diego, Calif. 92120

OTHER PUBLICATIONS

Visual Merchandising & Store Design Jul. 1986 (bottom
right), Jul. 1986.

[**] Term: **14 Years**

Primary Examiner—Paula A. Mortimer
Attorney, Agent, or Firm—John R. Duncan; Frank D.
Gilliam

[21] Appl. No.: **61,473**

[22] Filed: **Oct. 24, 1996**

[57] CLAIM

[51] **LOC (6) CL. 02-05**

[52] **U.S. Cl. D2/608; D2/605**

[58] **Field of Search D2/600-602, 605-609;**
2/144, 145, 146, 147, 148, 149, 150

The ornamental design for a necktie, as shown and
described.

DESCRIPTION

[56] References Cited

U.S. PATENT DOCUMENTS

D. 195,021	4/1963	Weeks	D2/605
D. 236,294	8/1975	Newell	D2/605
D. 238,018	12/1975	Mackie	D2/605
D. 243,644	3/1977	Brown	D2/605
D. 254,639	4/1980	Brown	D2/605
D. 316,477	4/1991	Johnson	D2/608
D. 316,629	5/1991	Johnson	D2/608
D. 320,499	10/1991	White et al.	D2/605

FIG. 1 is a front elevational view of a necktie showing my
new design;

FIG. 2 is an opposite side elevational view thereof;

FIG. 3 is a left side elevational view thereof;

FIG. 4 is a right side elevational view thereof;

FIG. 5 is an end view of the necktie taken from the narrow
end as seen in FIG. 1; and,

FIG. 6 is an end view of the necktie taken from the wide end
as seen in FIG. 2.

1 Claim, 1 Drawing Sheet





Fig. 5



Fig. 4



Fig. 1



Fig. 3





Fig. 2


Fig. 6