



US00D388227S

United States Patent [19]

Dallman et al.

[11] Patent Number: Des. 388,227

[45] Date of Patent: **Dec. 23, 1997

[54] AUTOMATIC TELLER MACHINE CABINET

[75] Inventors: Ernest R. Dallman, 9200 Fanchon Dr., Zionsville, Ind. 46077; Franklin W. Wehr, Indianapolis, Ind.

[73] Assignee: Ernest R. Dallman, Indianapolis, Ind.

[**] Term: 14 Years

[21] Appl. No.: 47,226

[22] Filed: Nov. 29, 1995

[51] LOC (6) Cl. 99-00

[52] U.S. Cl. D99/28

[58] Field of Search D99/28, 43; 235/379, 235/381; 194/906; 109/24.1, 38, 2, 40, 10

[56] References Cited

U.S. PATENT DOCUMENTS

Re. 22,431	2/1944	Sloan, Jr. .	
D. 264,764	6/1982	Freijd	D99/43 X
D. 284,321	6/1986	Kobayashi	D99/28
D. 286,098	10/1986	Prinzhorn	D99/28
D. 288,011	1/1987	Prinzhorn	D99/28
D. 289,215	4/1987	Prinzhorn	D99/28
D. 293,151	12/1987	Prinzhorn	D99/28
D. 293,269	12/1987	Prinzhorn	D99/28
D. 303,448	9/1989	Noda et al.	D99/28
D. 314,076	1/1991	Terkany et al.	D99/28
D. 319,329	8/1991	Ogasawara et al.	D99/28
D. 320,047	9/1991	Novak	D99/34 X
D. 331,996	12/1992	Fukutake et al.	D99/28
D. 361,192	8/1995	Dallman et al.	D99/28
2,185,763	1/1940	De Lisle .	
2,590,592	3/1952	Witterman .	
3,897,901	8/1975	Groswiller, Jr. et al.	232/44
4,192,544	3/1980	Patterson	296/165
4,399,755	8/1983	Wiedmann	109/2
4,457,492	7/1984	Lahti	254/8 B
4,497,261	2/1985	Ferris et al.	109/2
4,513,670	4/1985	Berman	109/24.1
4,557,352	12/1985	Tschappat, Jr.	52/67
4,558,650	12/1985	Berman	109/24.1
4,577,562	3/1986	Berman	109/24.1

4,603,643	8/1986	Couvrette	109/24.1
4,649,832	3/1987	Hain et al.	109/24.1
4,681,044	7/1987	Dallman	109/24.1
4,813,475	3/1989	Couvrette	165/21
4,856,437	8/1989	Trucksess	109/24.1
5,036,779	8/1991	Capraro	109/24.1
5,215,363	6/1993	Warwick, III .	
5,222,445	6/1993	Capraro	109/2

FOREIGN PATENT DOCUMENTS

3-50694 5/1991 Japan .

OTHER PUBLICATIONS

Photographs of Green Machine, Sumitomo Automated Banking, Instant Cash, Bank One Jubilee, First American Bank Cash Station (three separate photographs), and Jeanie automatic teller machine buildings, 1989 and 1990.

Primary Examiner—Doris V. Coles
Attorney, Agent, or Firm—Barnes & Thornburg

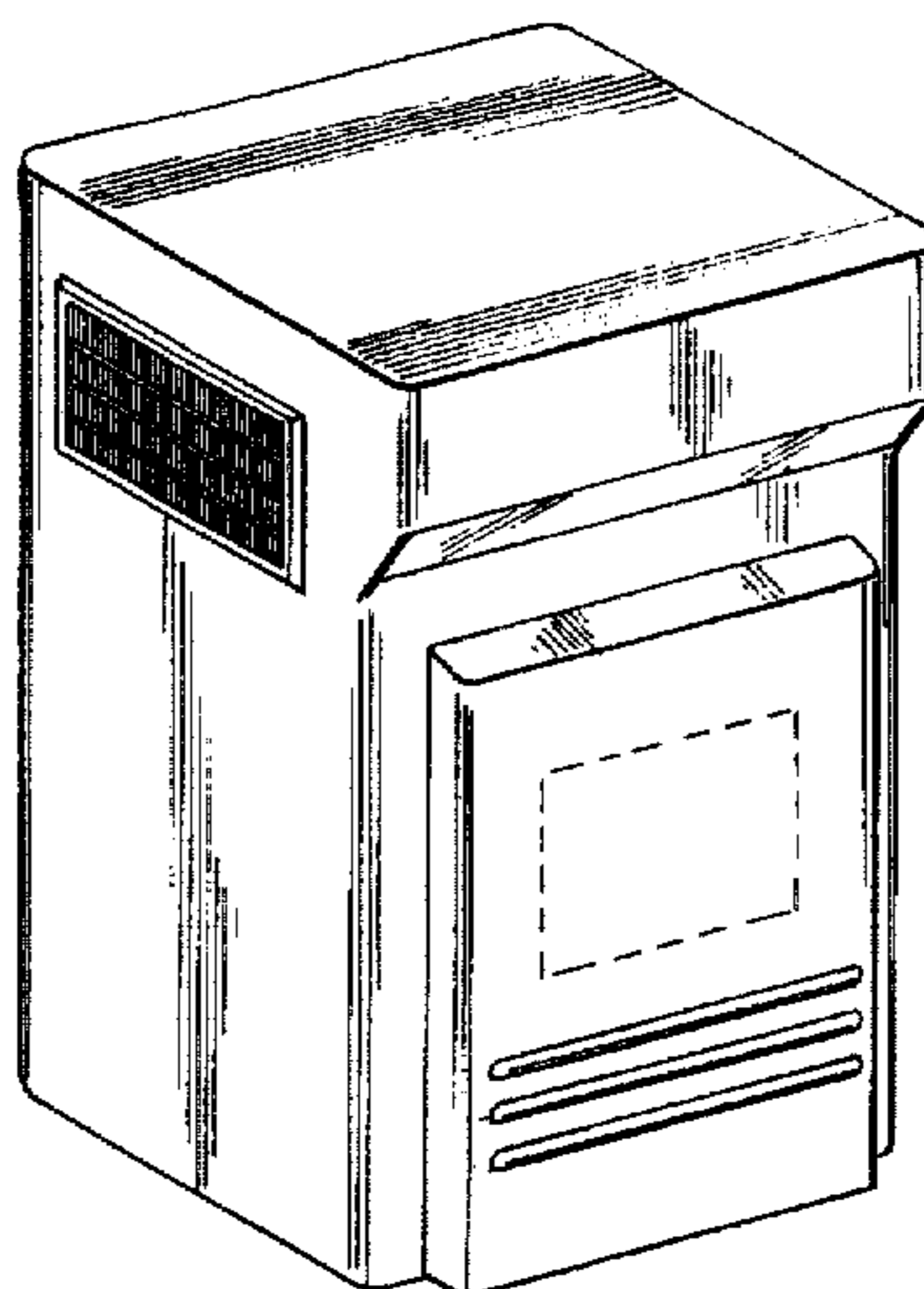
[57] CLAIM

The ornamental design for an automatic teller machine cabinet, as shown and described.

DESCRIPTION

FIG. 1 is a perspective view of an automatic teller machine cabinet, showing our new design;
 FIG. 2 is a front elevational view thereof;
 FIG. 3 is a left side elevational view thereof;
 FIG. 4 is a right side elevational view thereof;
 FIG. 5 is a top plan view thereof;
 FIG. 6 is a rear elevational view thereof, the bottom view is disclaimed;
 FIG. 7 is a front elevational view of another embodiment of the automatic teller machine cabinet according to our new design; and,
 FIG. 8 is a left side elevational view of the embodiment of FIG. 7, the right side elevational view is a mirror image of FIG. 8 without the vent cover as shown in FIG. 4, the top plan view is identical to FIG. 5, the rear elevational view is identical to FIG. 6, and the bottom view is disclaimed.
 The broken lines showing an environment in FIGS. 1, 2, 4, and 7 is for illustrative purposes only and forms no part of the claimed design.

1 Claim, 3 Drawing Sheets






FIG. 1

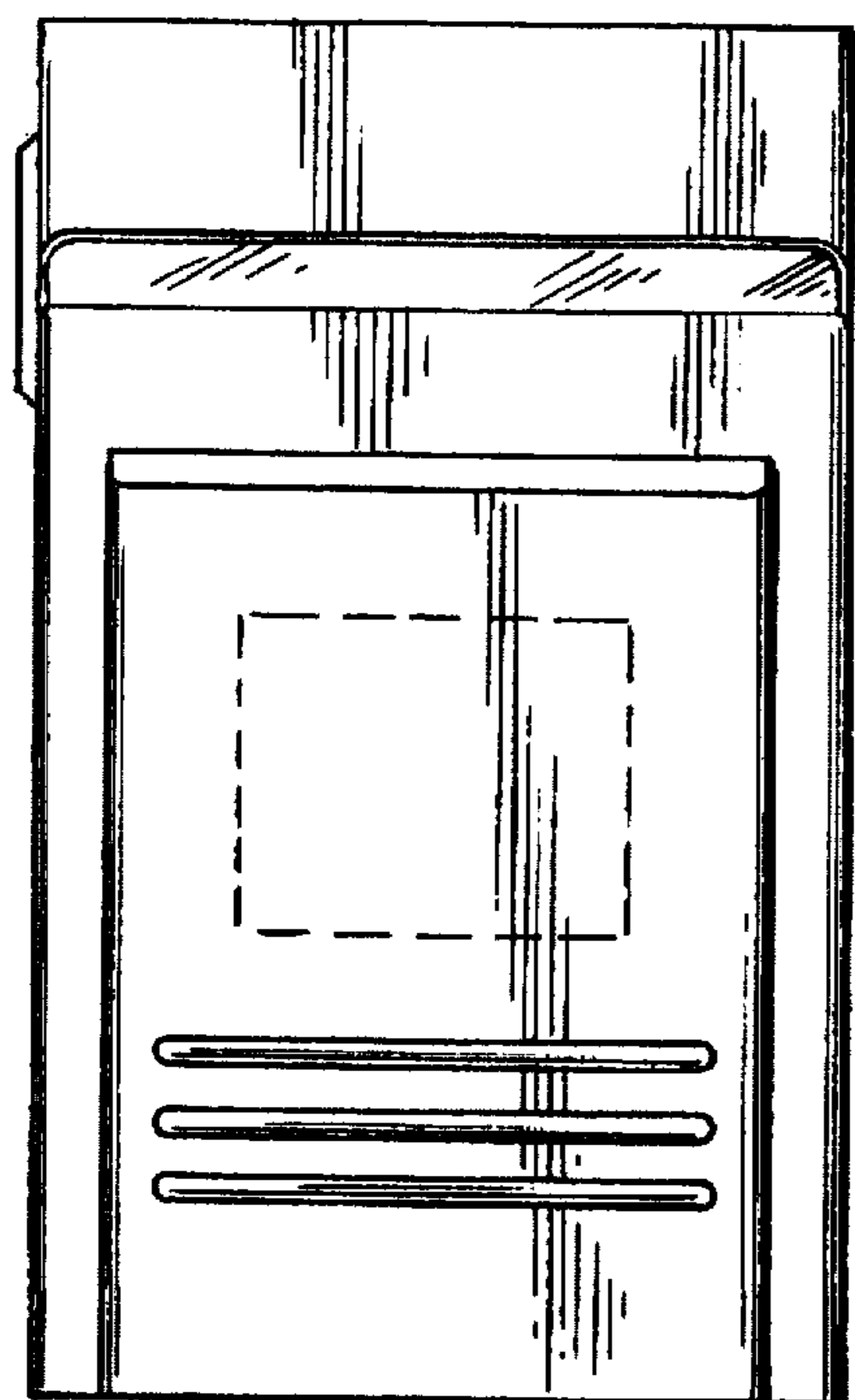


FIG. 2

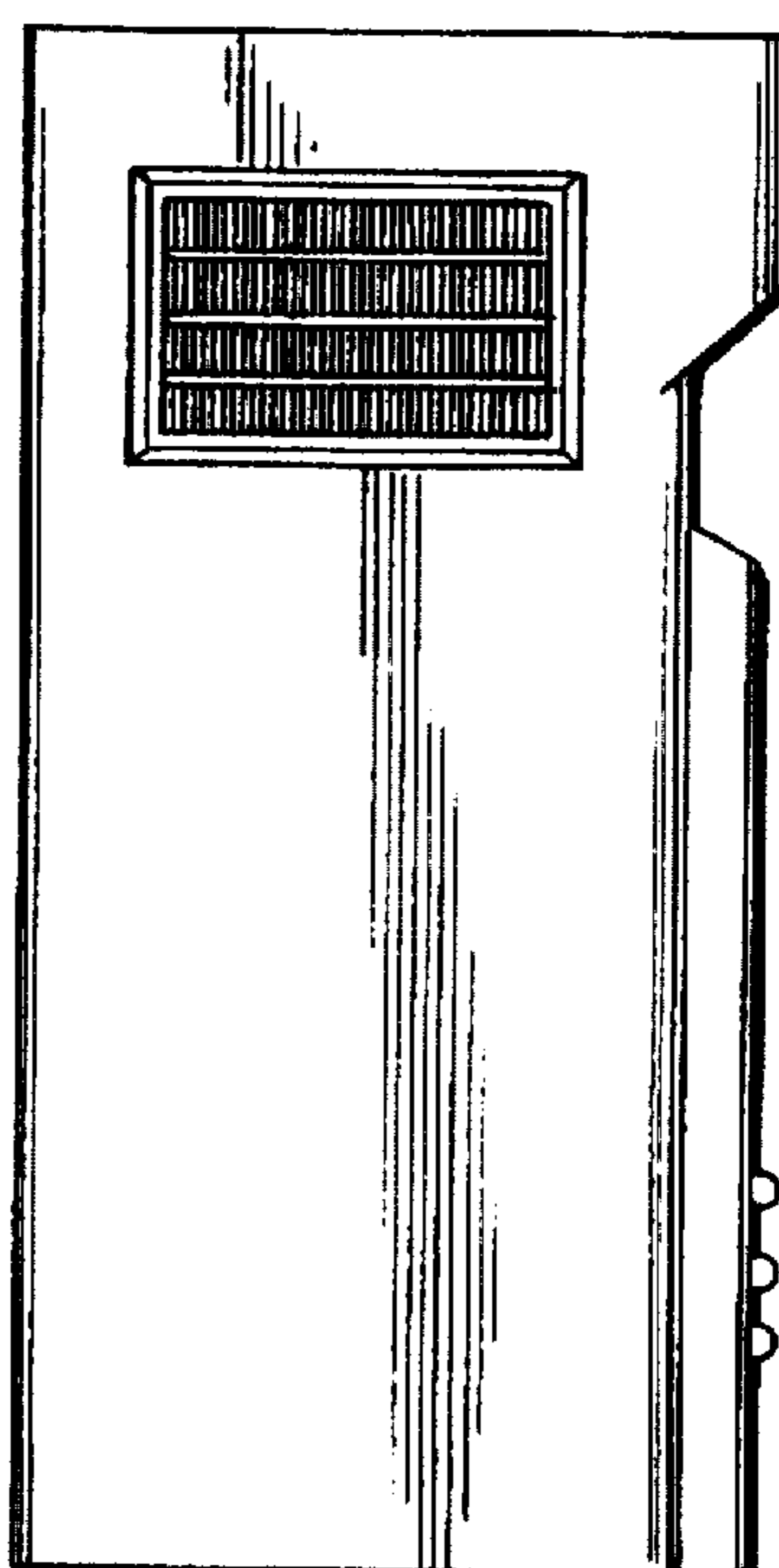


FIG. 3




FIG. 5

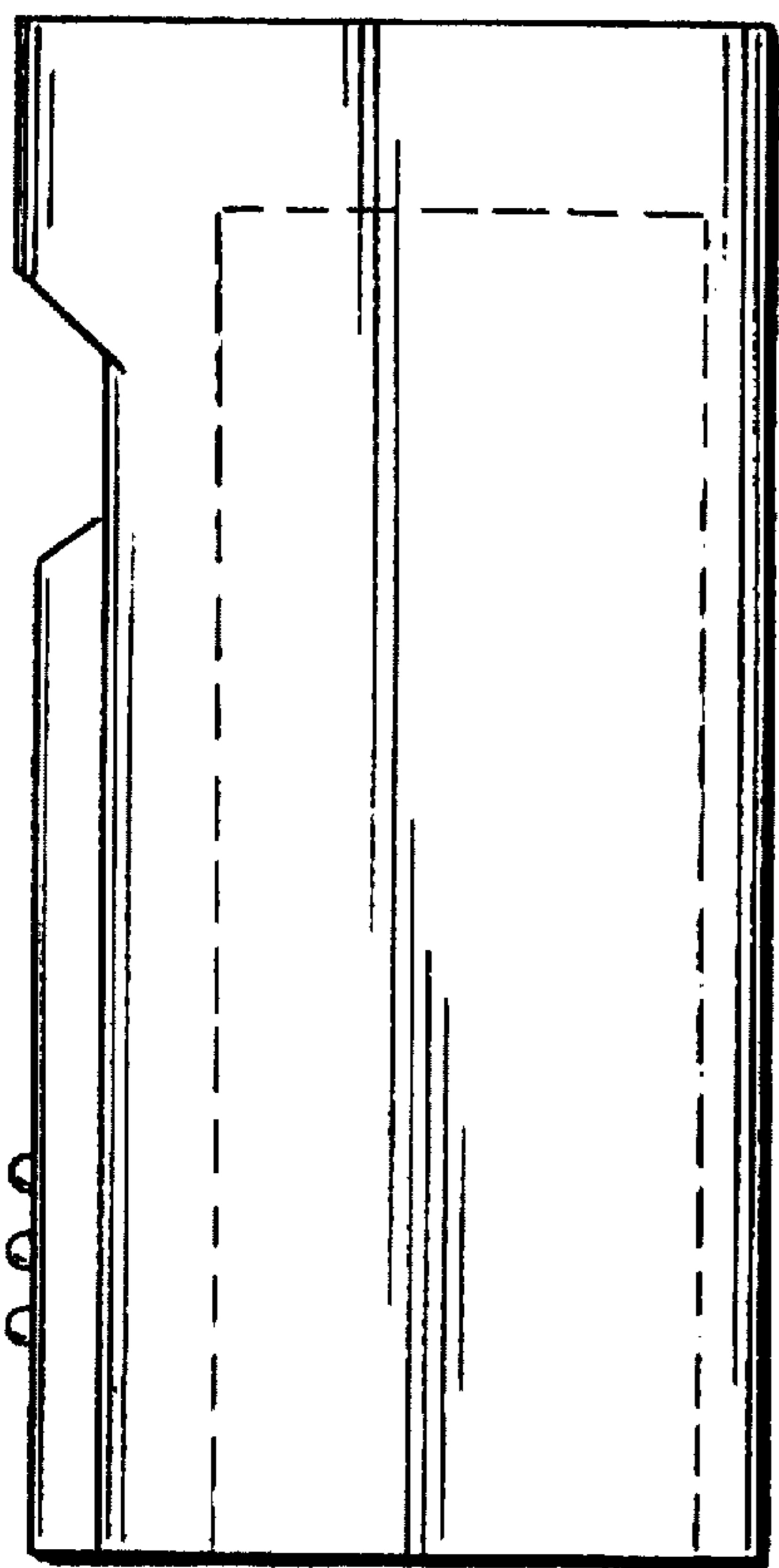


FIG. 4

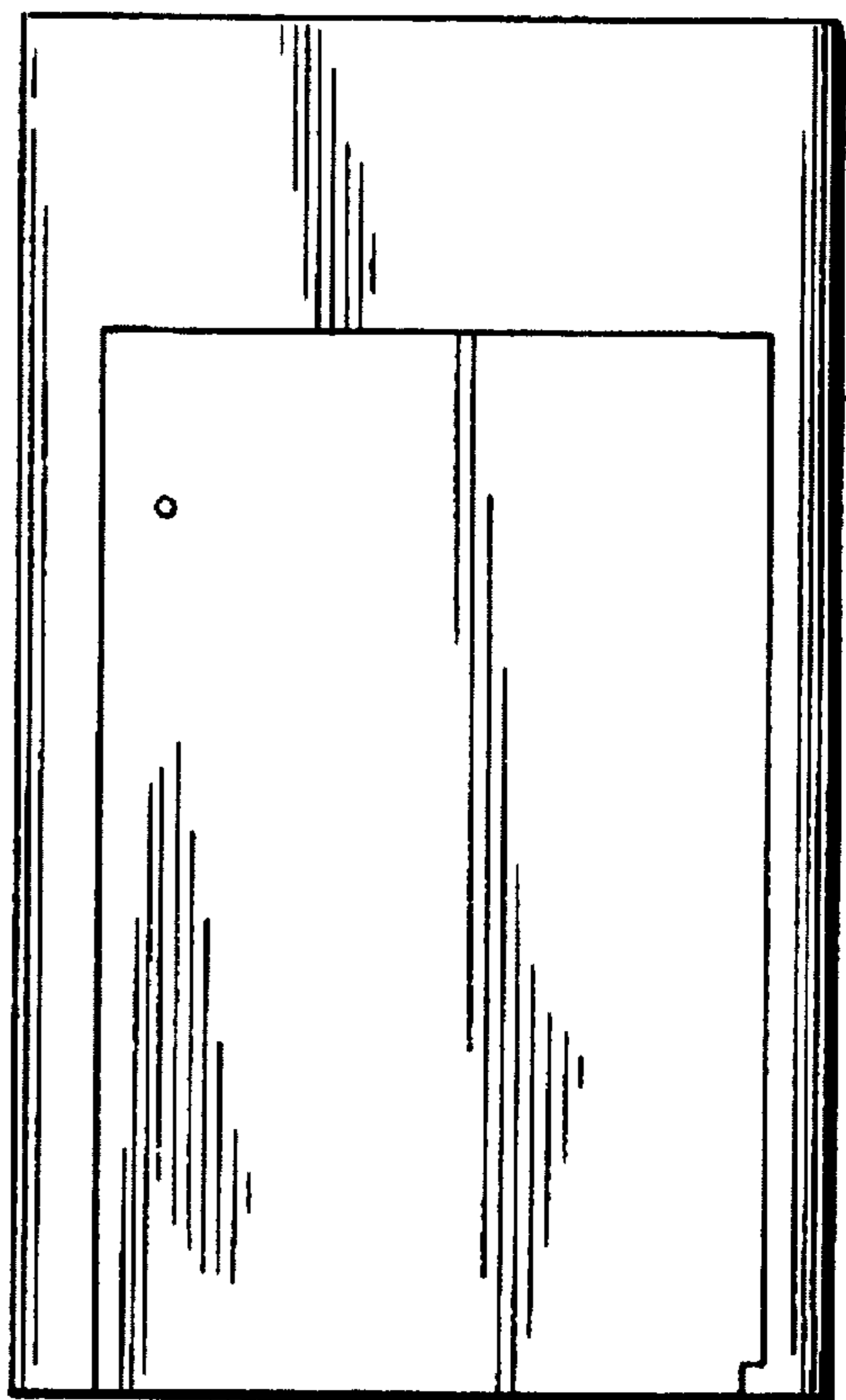


FIG. 6

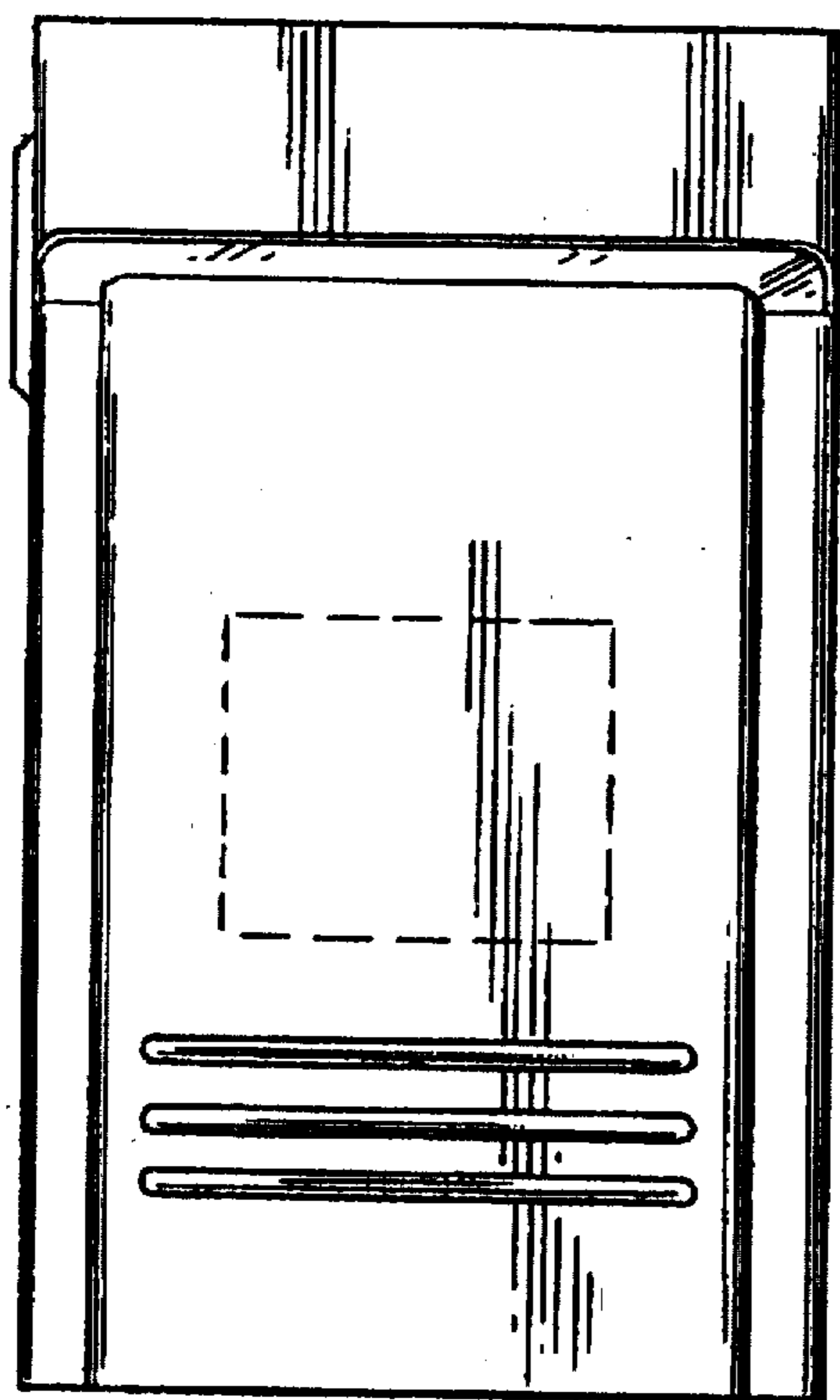


FIG. 7

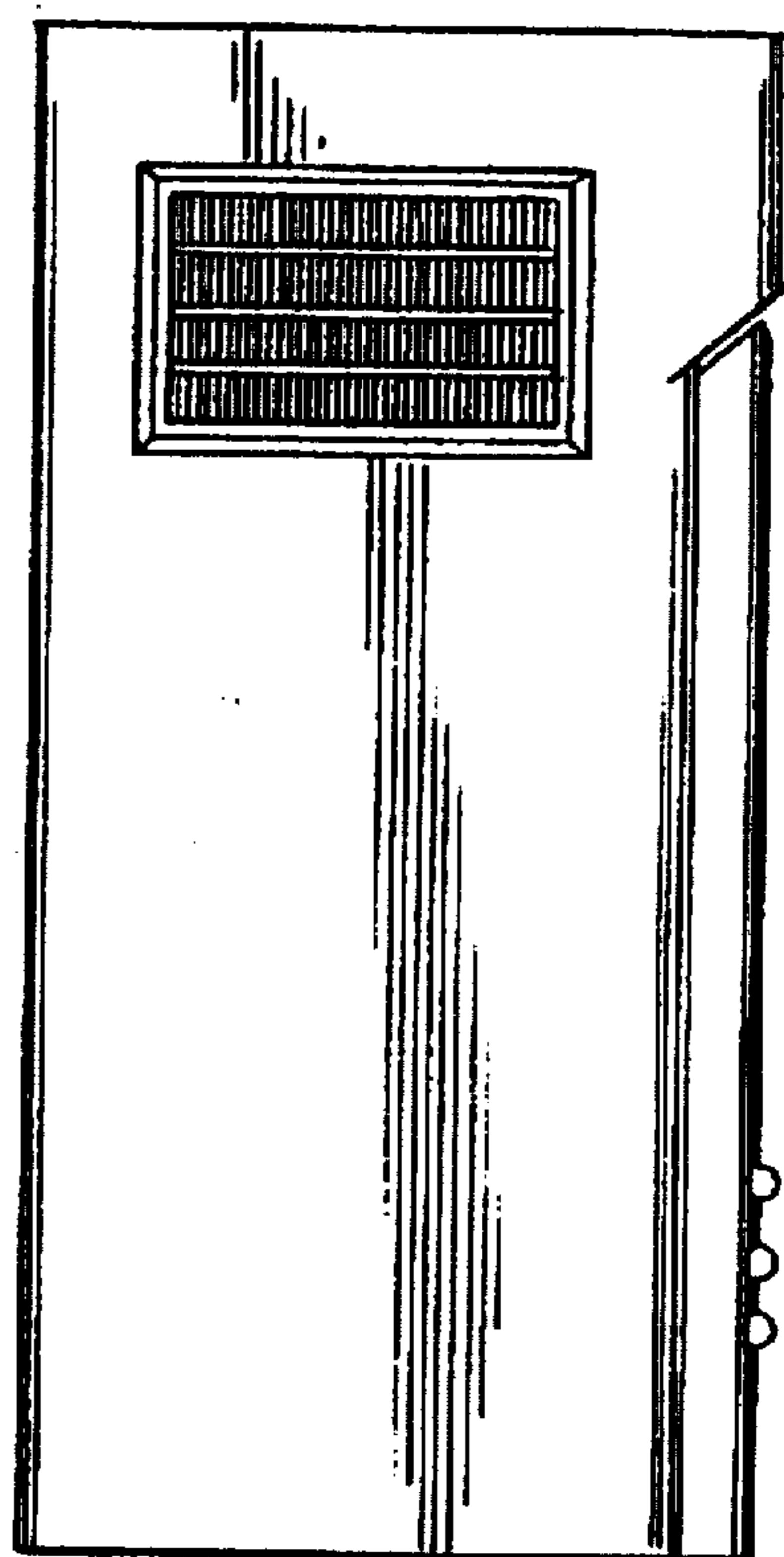


FIG. 8