



US00D388223S

United States Patent [19]
Miranda

[11] **Patent Number:** **Des. 388,223**
[45] **Date of Patent:** ****Dec. 23, 1997**

[54] **CHANDELIER ARM**

Primary Examiner—Susan J. Lucas

[76] **Inventor:** **Pasquale Miranda**, 154 Sleepy Hollow Rd., Braircliff Manor, N.Y. 10510

[57] **CLAIM**

[**] **Term:** **14 Years**

The ornamental design for a chandelier arm, as shown and described.

[21] **Appl. No.:** **64,184**

DESCRIPTION

[22] **Filed:** **Dec. 23, 1996**

[51] **LOC (6) Cl.** **26-05**

FIG. 1 is a perspective view on a reduced scale of the chandelier arm showing my new design, the broken lines being shown for illustrative purposes only and forming no part of the claimed design;

[52] **U.S. Cl.** **D26/145; D26/81**

[58] **Field of Search** **D26/72, 80-92, D26/141, 142, 143, 144, 145, 149; 362/147, 404-408, 432**

FIG. 2 is a side view thereof;

[56] **References Cited**

U.S. PATENT DOCUMENTS

D. 71,517 11/1926 Geringer D26/81

FIG. 3 is a front view thereof;

FIG. 4 is a rear view thereof;

OTHER PUBLICATIONS


Murray Feiss Lighting catalog, p. F118, chandelier arm, fixture #F1123/8, Nov. 1987.

Murray Feiss Lighting catalog, p. FX 67, chandelier arm, Fixture #f1520/2VG, Mar. 1995.

FIG. 5 is a top view thereof; and,

FIG. 6 is a bottom view thereof.

1 Claim, 3 Drawing Sheets



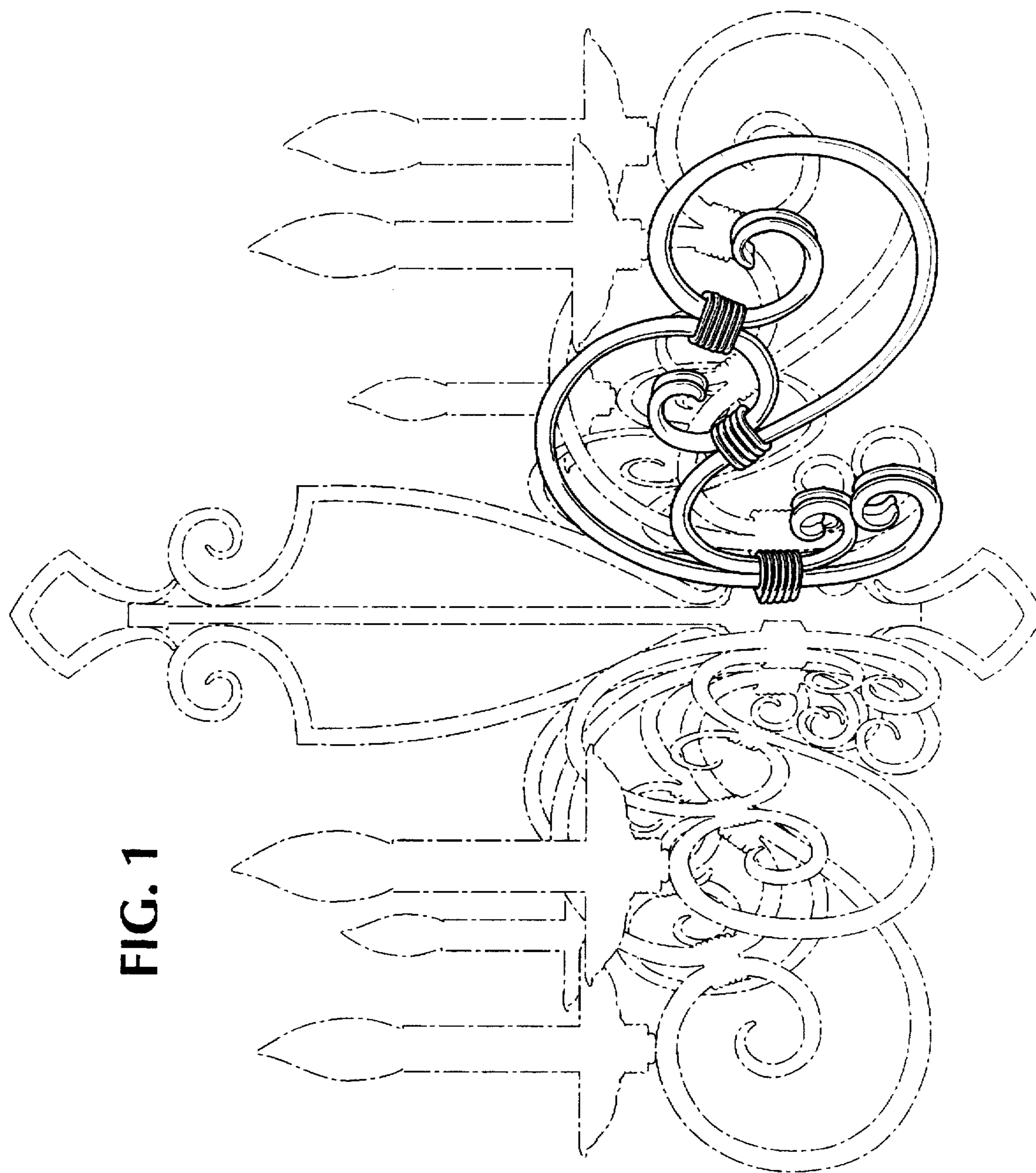


FIG. 1

FIG. 2




FIG. 3 FIG. 4




FIG. 5

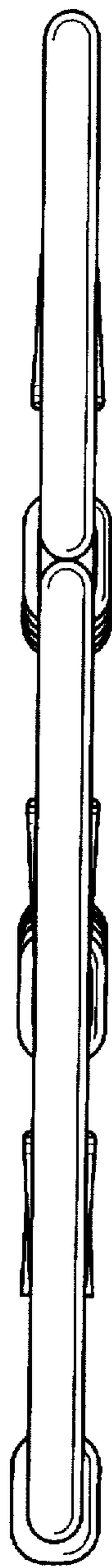


FIG. 6

