



US00D388208S

United States Patent [19]
Nichols

[11] **Patent Number:** **Des. 388,208**

[45] **Date of Patent:** ****Dec. 23, 1997**

[54] **LAMP BASE WITH CLOCK**

[75] **Inventor:** **Ron Nichols, Bloomfield, Mich.**

[73] **Assignee:** **Catalina Lighting, Inc., Miami, Fla.**

[**] **Term:** **14 Years**

[21] **Appl. No.:** **65,086**

[22] **Filed:** **Jan. 21, 1997**

[51] **LOC (6) Cl.** **26-05**

[52] **U.S. Cl.** **D26/54; D10/5; D10/26;**
..... **D26/106**

[58] **Field of Search** **D26/93, 102-112,**
..... **D26/51, 54; 362/410-414, 86, 82; D10/1,**
..... **2, 5, 27, 28; 368/276, 277, 285**

[56] **References Cited**

U.S. PATENT DOCUMENTS

- D. 1,541 7/1862 Owens D10/28
- D. 91,172 12/1933 Levy D26/54
- D. 135,265 3/1943 Henken D26/54

Primary Examiner—Susan J. Lucas
Attorney, Agent, or Firm—Cowan, Liebowitz & Latman,
P.C.; Morey B. Wildes

[57] **CLAIM**

The ornamental design for lamp base with clock, as shown and described.

DESCRIPTION

FIG. 1 is a top, left side, front perspective view of the lamp base with clock showing my new design;

FIG. 2 is a top plan view thereof;

FIG. 3 is a front elevational view thereof;


FIG. 4 is a right side elevational view thereof, the left side being a mirror image hereof;

FIG. 5 is a back elevational view thereof; and,

FIG. 6 is a bottom plan view thereof.

The broken lines are shown for environmental purposes and form no part of the claimed design.

1 Claim, 3 Drawing Sheets






FIG. 1

FIG. 2




FIG. 3

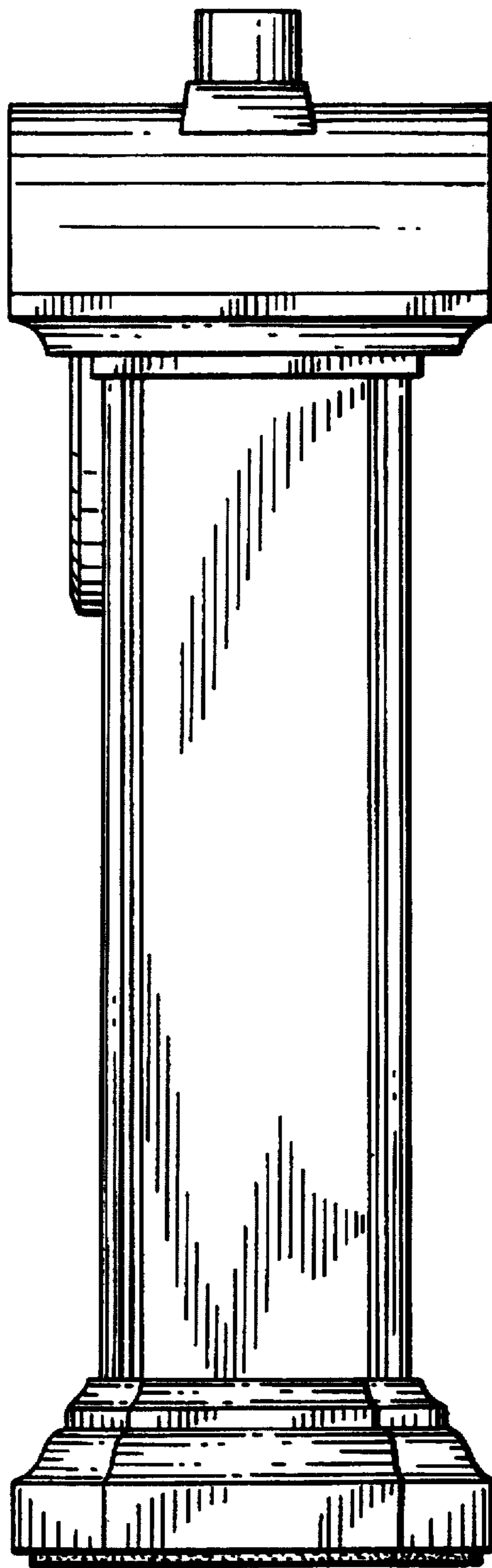
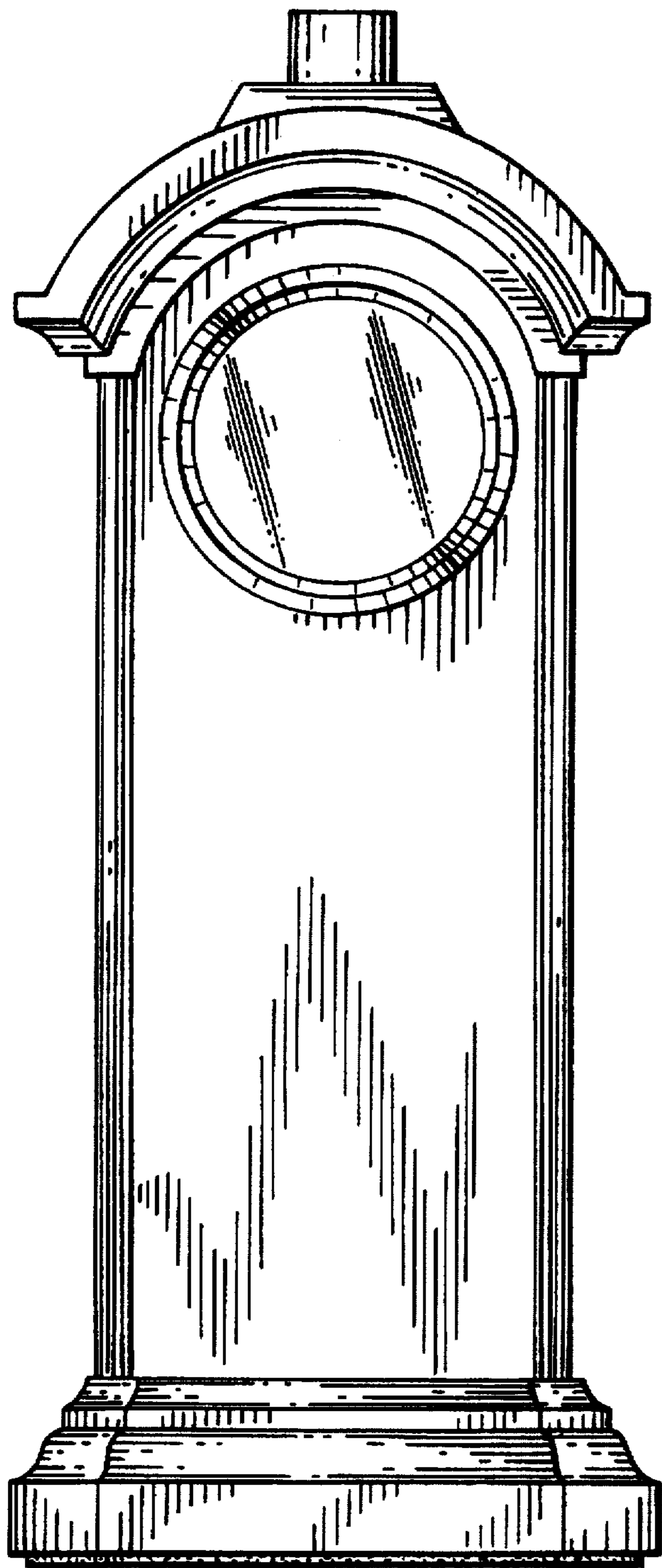


FIG. 4

FIG. 5

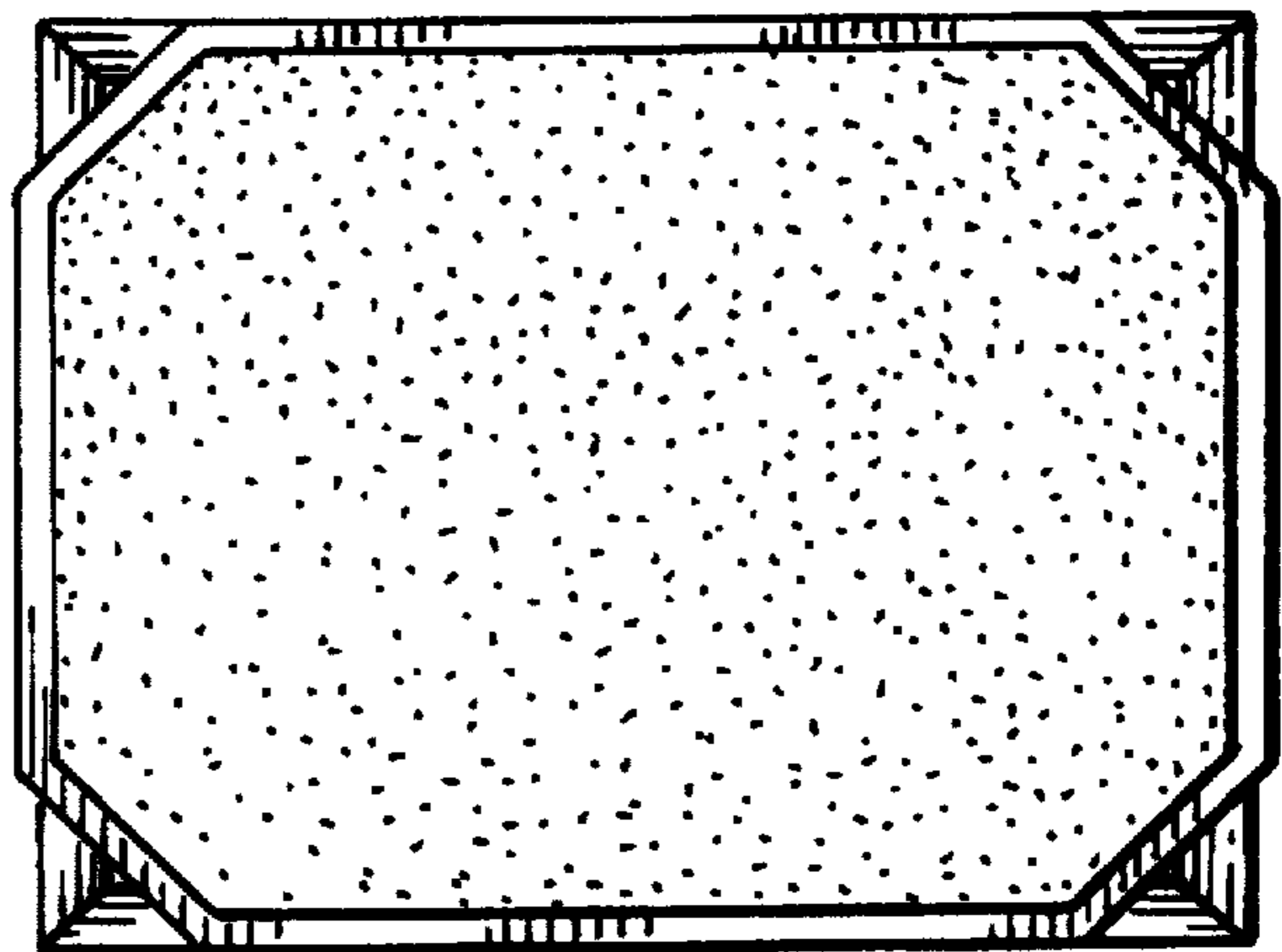
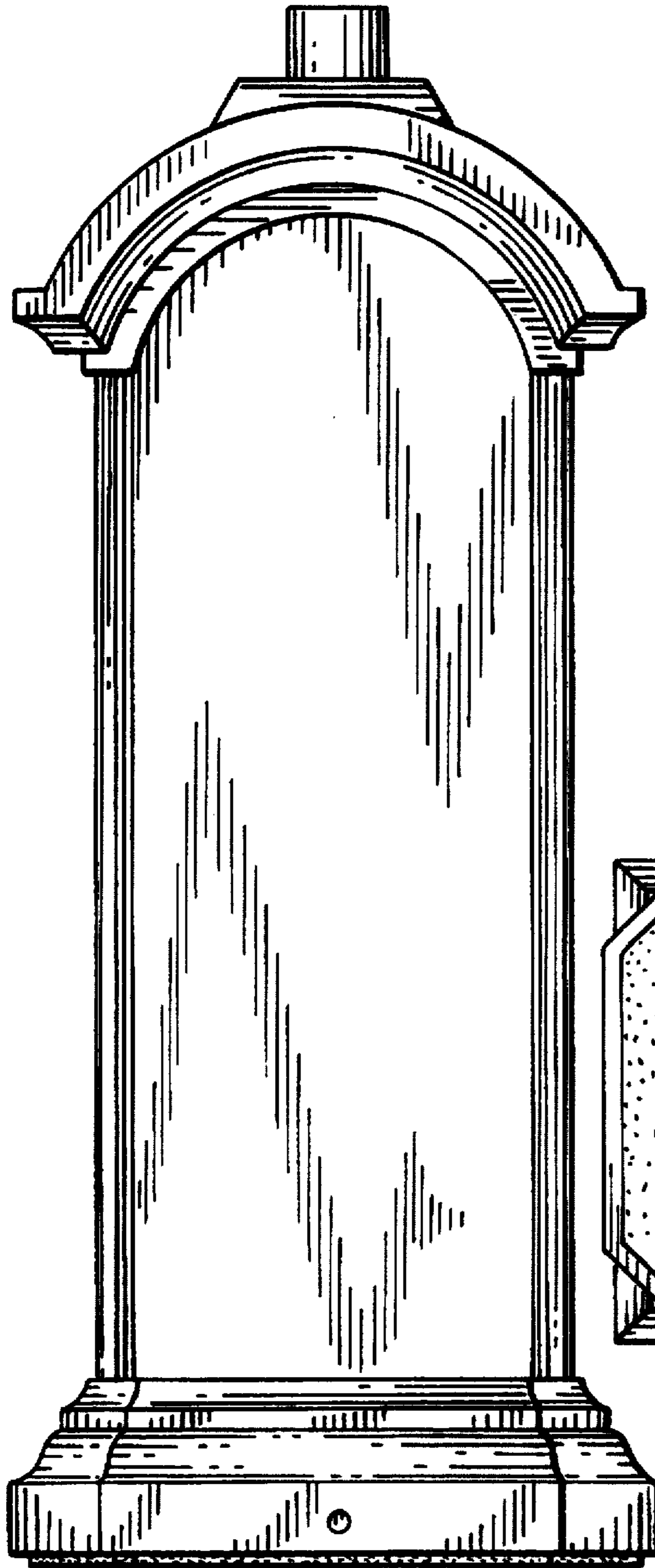


FIG. 6