

US00D388202S

**United States Patent** [19]  
**Shiau**

[11] **Patent Number: Des. 388,202**  
[45] **Date of Patent: \*\*Dec. 23, 1997**

[54] **FLASHLIGHT**

3,076,891 2/1963 Moore ..... D26/49  
3,710,092 1/1973 Olbermann, Jr. .... D26/49

[76] **Inventor: Shoei-Shuh Shiau**, No. 10, Alley 1,  
Lane 551, Sec. 1, Wan-Shou Rd.,  
Guei-Shan Hsiang, Tao-Yuan Hsien,  
Taiwan

*Primary Examiner*—Marcus A. Jackson  
*Attorney, Agent, or Firm*—Sughrue, Mion, Zinn, Macpeak &  
Seas, PLLC

[\*\*] **Term: 14 Years**

[57] **CLAIM**

[21] **Appl. No.: 63,725**

The ornamental design for flashlight, as shown and  
described.

[22] **Filed: Dec. 13, 1996**

**DESCRIPTION**

[51] **LOC (6) Cl. .... 26-02**

[52] **U.S. Cl. .... D26/37**

[58] **Field of Search** ..... D26/37-50; 362/157,  
362/158, 183, 184, 186-192, 194, 208

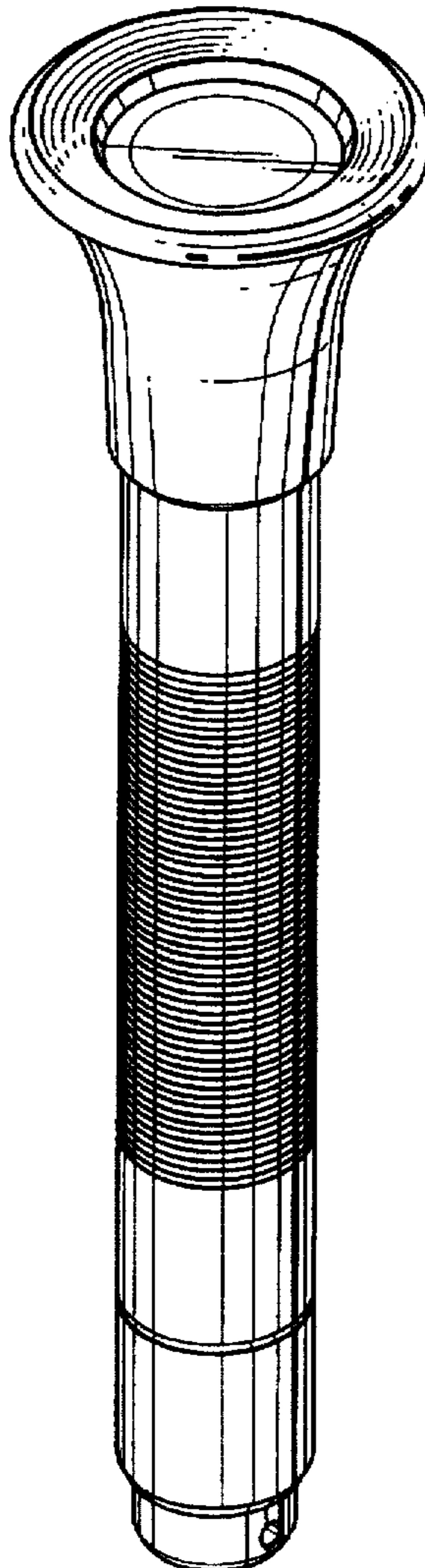
FIG. 1 is a perspective view of flashlight showing my new  
design;  
FIG. 2 is a front elevational view thereof;  
FIG. 3 is a rear elevational view thereof;  
FIG. 4 is a left side elevational view thereof;  
FIG. 5 is a right side elevational view thereof;  
FIG. 6 is a top plan view thereof; and,  
FIG. 7 is a bottom plan view thereof.

[56] **References Cited**

**U.S. PATENT DOCUMENTS**

D. 267,045 11/1982 Zieberman et al. .... D26/38

**1 Claim, 4 Drawing Sheets**



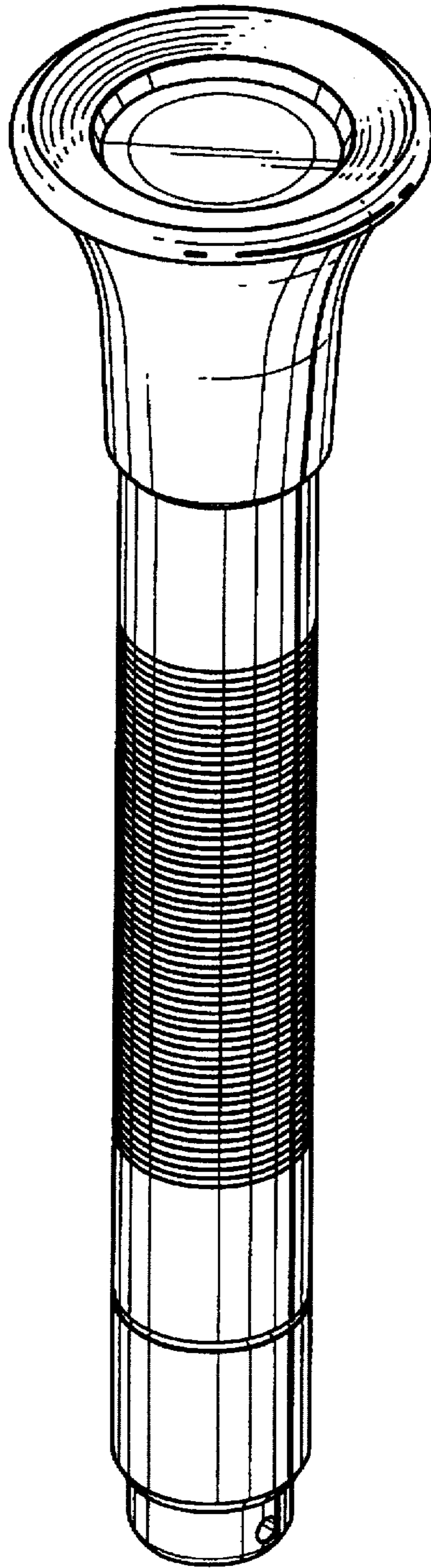


FIG. 1




FIG. 2




FIG. 3




FIG. 4




FIG. 5

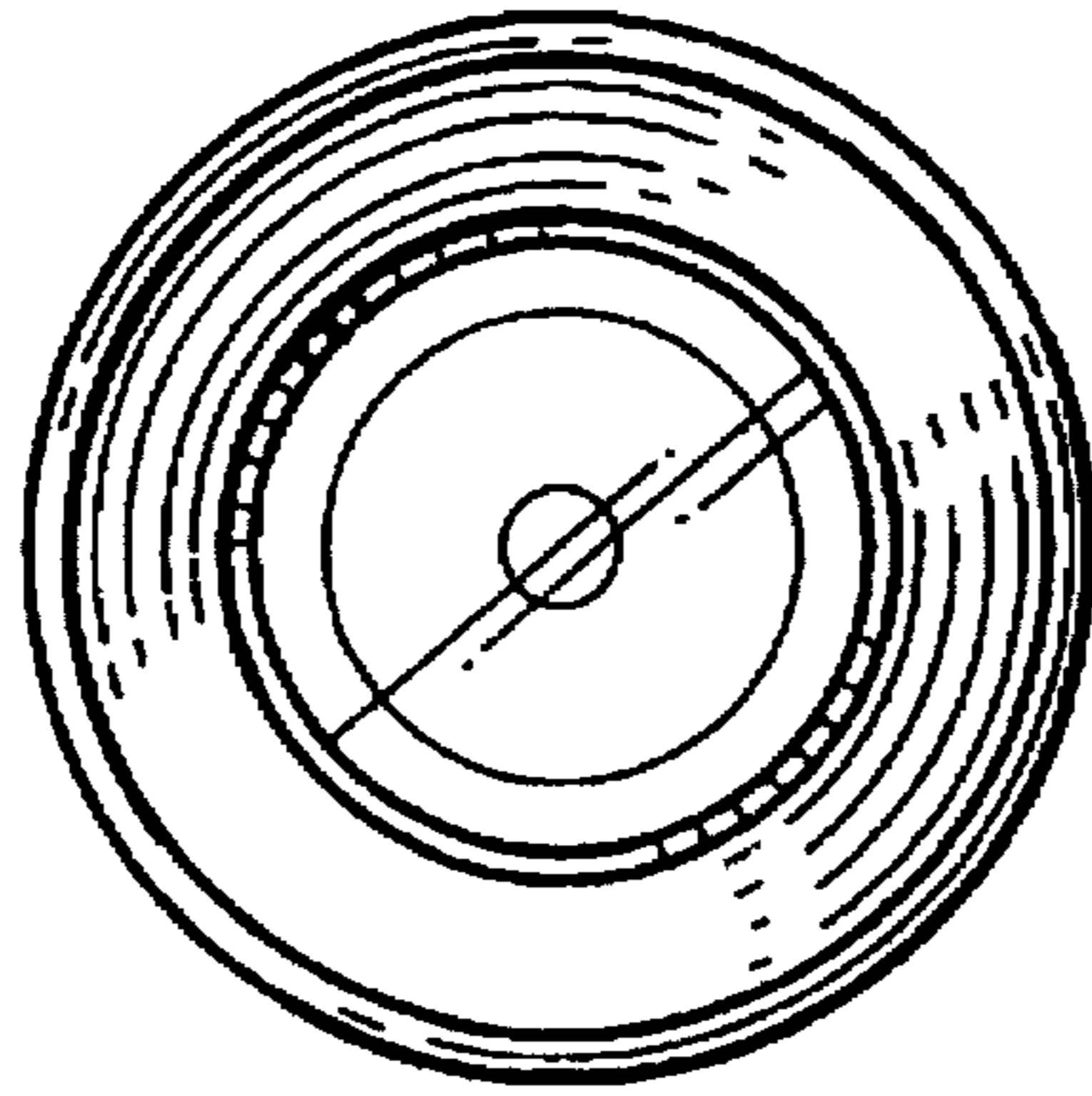


FIG. 6




FIG. 7