

US00D388194S

United States Patent [19]
Straub

[11] **Patent Number: Des. 388,194**
[45] **Date of Patent: **Dec. 23, 1997**

[54] **MULTI PURPOSE PATIO UTILITY POLE**

[76] **Inventor: Robert John Straub, P.O. Box 142, Sauk Centre, Minn. 56378**

[**] **Term: 14 Years**

[21] **Appl. No.: 47,661**

[22] **Filed: Dec. 11, 1995**

[51] **LOC (6) Cl. 25-01**

[52] **U.S. Cl. D25/134**

[58] **Field of Search D25/57, 61, 126, D25/131, 127, 133, 134; 160/DIG. 5, 92; 52/720.1; 248/512, 156, 226.4**

[56] **References Cited**

U.S. PATENT DOCUMENTS

4,065,085	12/1977	Gellatly	D25/127
4,078,756	3/1978	Cross	248/512
4,887,786	12/1989	Stokes	248/512
5,094,285	3/1992	Murray	D25/57
5,437,128	8/1995	Gremillion	D25/133

Primary Examiner—Doris Clark
Attorney, Agent, or Firm—Curtis V. Harr

[57] **CLAIM**

The ornamental design for a multi purpose patio utility pole, as shown and described.

DESCRIPTION

FIG. 1 is a front or back side elevation view of the multi purpose patio utility pole [with a rail mount and a single hook for hanging a plant or feeder];

FIG. 2 is a front or back side elevation view of a second embodiment of the multi purpose patio utility pole [with a wall mount and a double hook for hanging a flag or multiple plants];

FIG. 3 is a top elevation view of the multipurpose patio utility pole;

FIG. 4 is a front elevation view of the multipurpose patio utility pole;

FIG. 5 is a top elevation view of a second embodiment of the multipurpose patio utility pole; and,

FIG. 6 is a front elevation view of a second embodiment of the multipurpose patio utility pole.

1 Claim, 6 Drawing Sheets

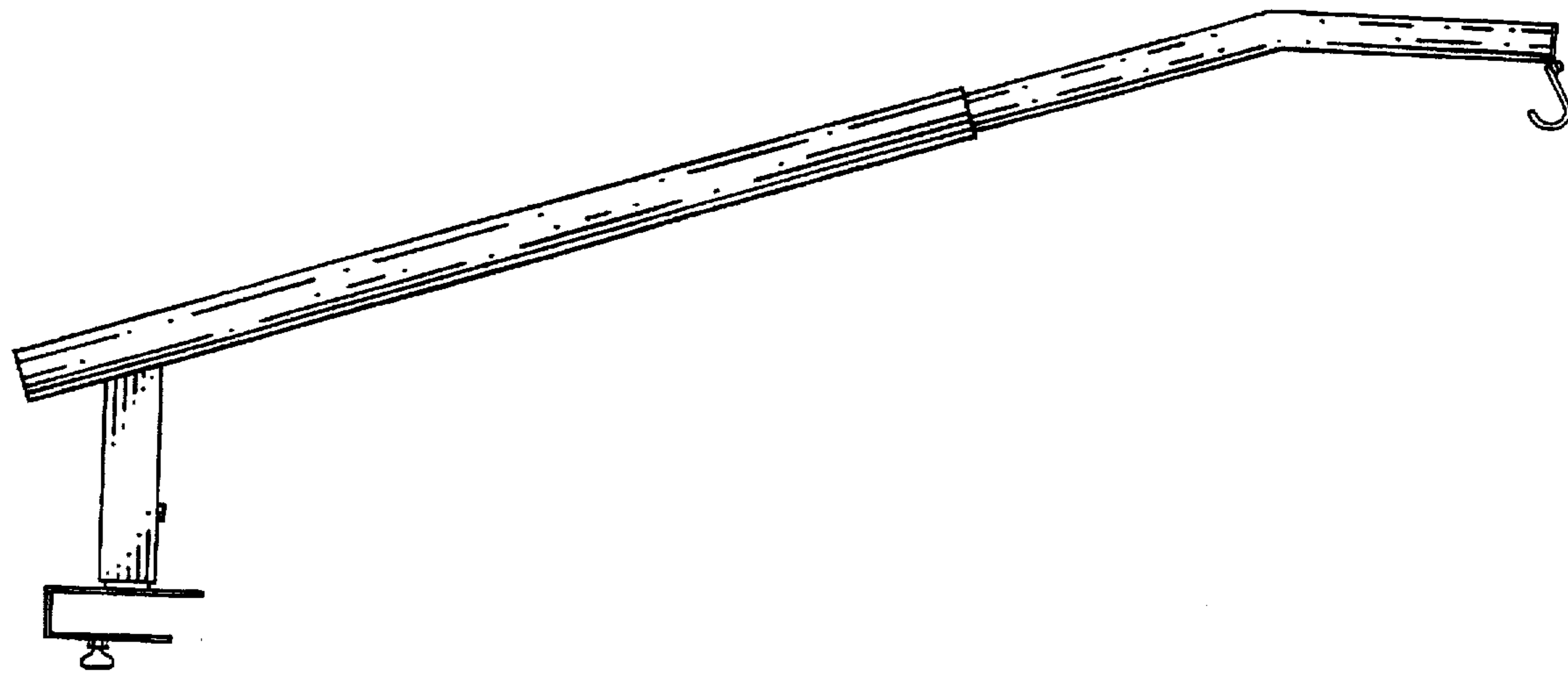


FIG 1

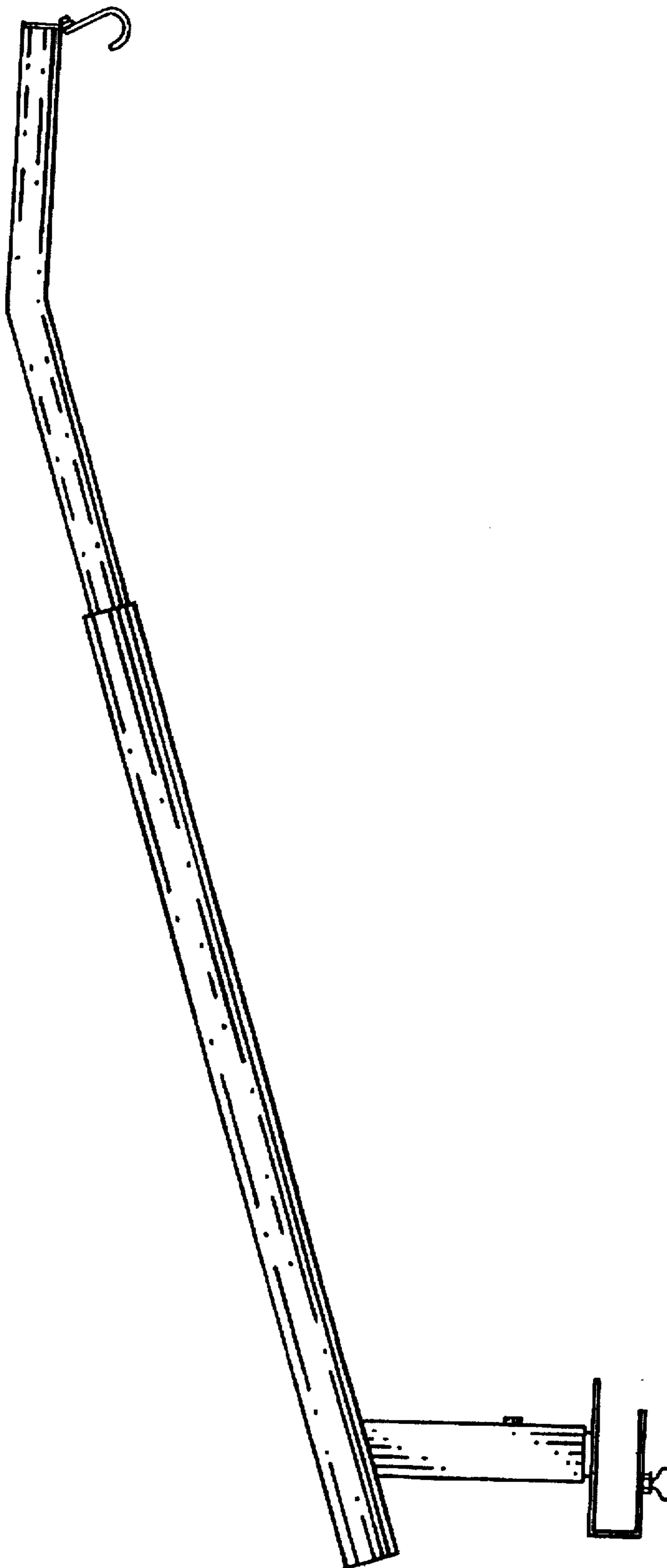


FIG 2




FIG 3




FIG 4



FIG 5




FIG 6

