



US00D388193S

United States Patent [19]

Villaescusa

[11] Patent Number: **Des. 388,193**

[45] Date of Patent: ****Dec. 23, 1997**

[54] **FACE PLATE**

[75] Inventor: **Ernesto Villaescusa**, Mount Isa, Australia

[73] Assignee: **Mount Isa Mines Limited**, Brisbane, Australia

[**] Term: **14 Years**

[21] Appl. No.: **52,631**

[22] Filed: **Apr. 4, 1996**

[30] **Foreign Application Priority Data**

Dec. 10, 1995 [AU] Australia 3319/95

[51] LOC (6) Cl. **25-01**

[52] U.S. Cl. **D25/133**

[58] Field of Search D25/133; 405/149, 405/152, 288, 290, 302.1

[56] **References Cited**

U.S. PATENT DOCUMENTS

D. 364,334 11/1995 Sandstrom et al. D25/133

4,112,693	9/1978	Collin et al.	405/302.1
4,445,808	5/1984	Arya	405/302.1
5,292,209	3/1994	Calandra, Jr. et al.	405/302.1

Primary Examiner—Doris Clark
Attorney, Agent, or Firm—Watson Cole Stevens Davis, P.L.L.C.

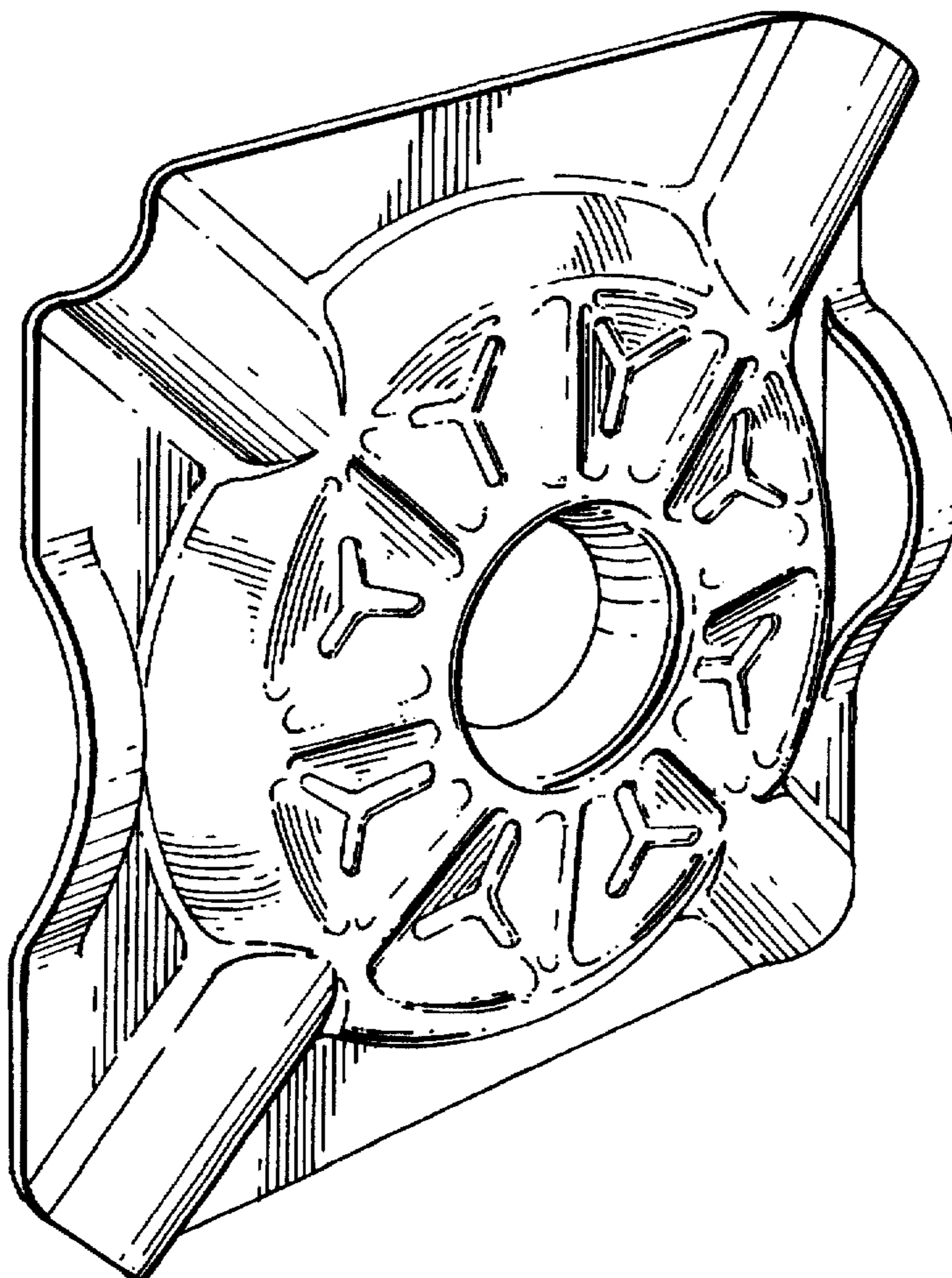
[57] **CLAIM**

The ornamental design for the face plate, as shown and described.

DESCRIPTION

FIG. 1 is a top plan view of the face plate of my new design; FIG. 2 is a front edge view thereof; the rear edge view is identical; FIG. 3 is an underside view thereof; FIG. 4 is a sectional view along line 4—4 in FIG. 1; FIG. 5 is a left edge view thereof; the right edge view is identical; and, FIG. 6 is a perspective showing the top, a side edge and a front edge thereof.

1 Claim, 3 Drawing Sheets



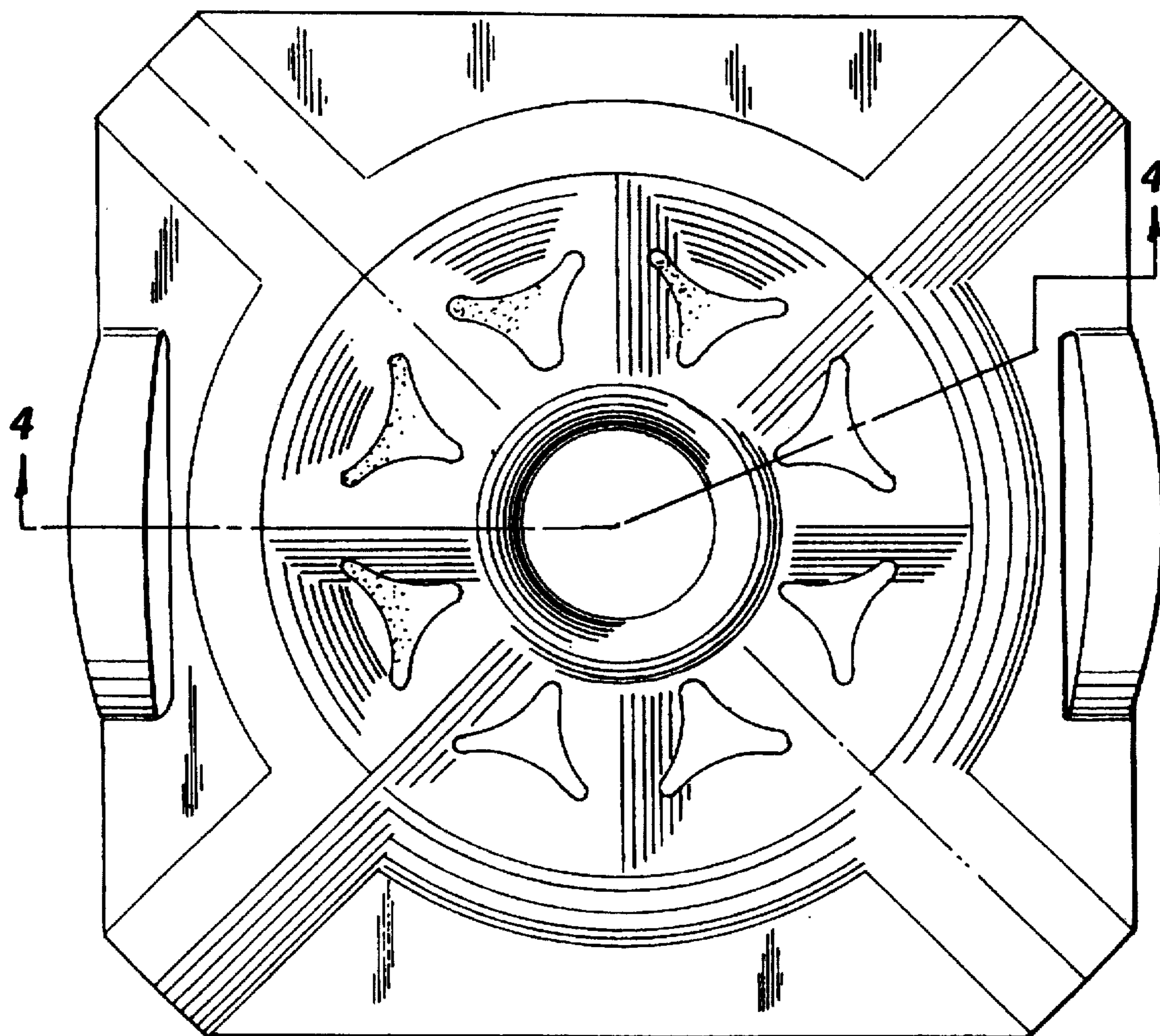


FIG. 1




FIG. 2




FIG. 3

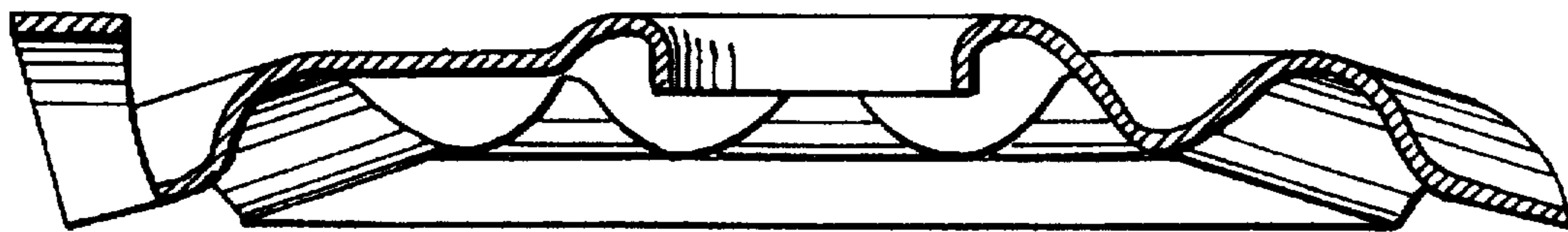


FIG. 4




FIG. 5

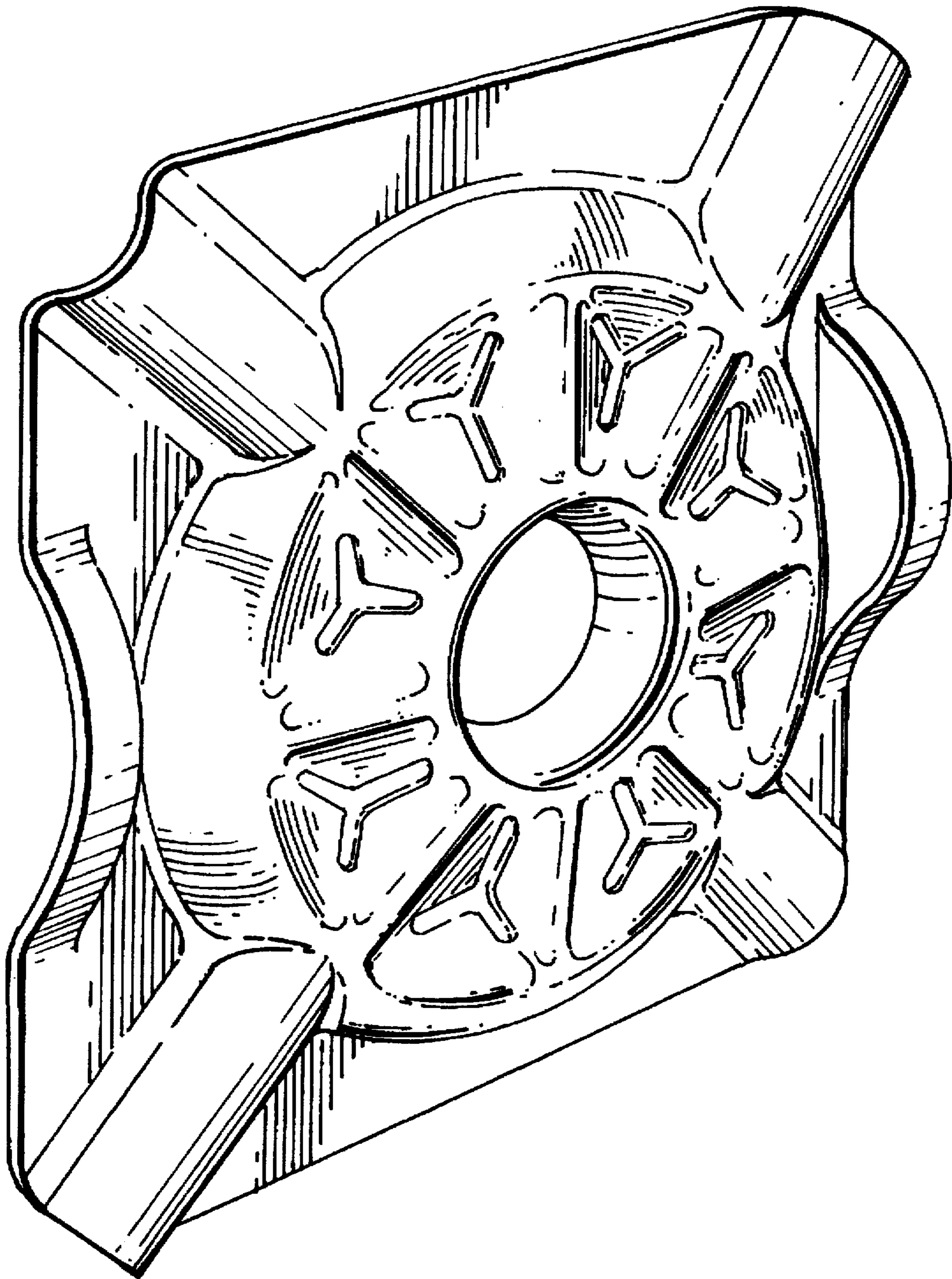


FIG. 6