



US00D388160S

United States Patent [19] Simmons

[11] Patent Number: Des. 388,160

[45] Date of Patent: **Dec. 23, 1997

[54] TOILET TRAINING DEVICE

[76] Inventor: Teresa Simmons, 354 N. High,
Wichita, Kans. 67203

[**] Term: 14 Years

[21] Appl. No.: 61,505

[22] Filed: Oct. 25, 1996

[51] LOC (6) Cl. 23-02

[52] U.S. Cl. D23/297

[58] Field of Search D23/296, 297;
D20/42; 4/484, 483, 449, 479, 902, 235,
239

[56] References Cited

U.S. PATENT DOCUMENTS

| | | | | |
|------------|---------|---------------------|-------|---------|
| D. 310,118 | 8/1990 | Lenon | | D23/297 |
| D. 321,045 | 10/1991 | Lambdin | | D23/297 |
| D. 321,046 | 10/1991 | Lambdin | | D23/297 |
| D. 321,246 | 10/1991 | Lambdin | | D23/297 |
| D. 321,247 | 10/1991 | Lambdin | | D23/297 |
| D. 345,202 | 3/1994 | Crossley et al. | .. | |
| 3,343,179 | 9/1967 | Sellars, Jr. et al. | .. | |

Primary Examiner—Stella Reid
Assistant Examiner—Eric Watterson
Attorney, Agent, or Firm—Hovey, Williams, Timmons & Collins

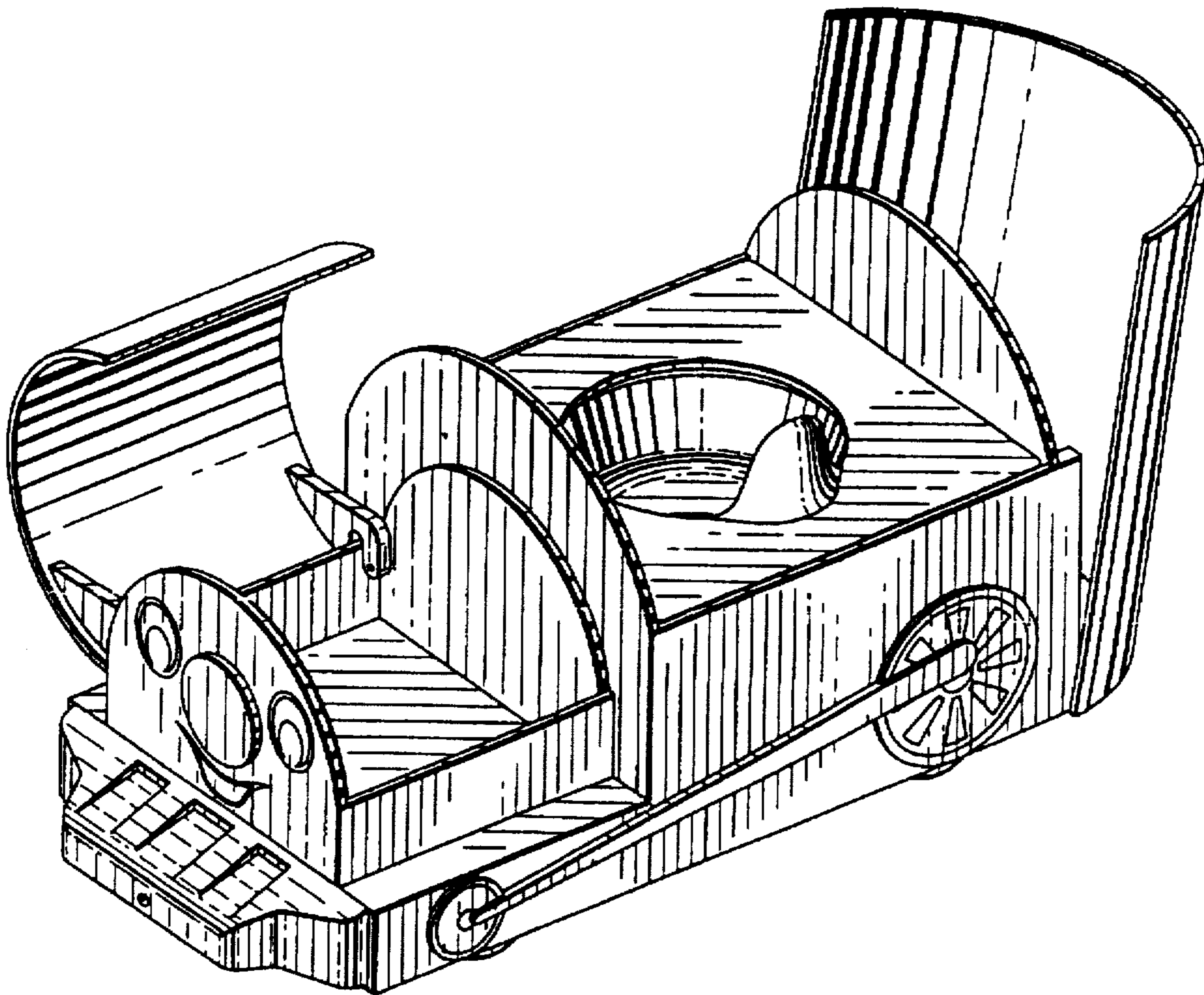
[57] CLAIM

The ornamental design for a toilet training device, as shown and described.

DESCRIPTION

FIG. 1 is a side view of the toilet training device of the invention;
FIG. 2 is a front view thereof;
FIG. 3 is a rear view thereof;
FIG. 4 is a bottom view thereof;
FIG. 5 is a top view thereof;
FIG. 6 is a perspective view thereof illustrating the underside and rear of the toilet training device of the invention; and,
FIG. 7 is a perspective view illustrating the front and side thereof opposite that shown in FIG. 1, and with the covers of the device in their opened, retracted positions.

1 Claim, 2 Drawing Sheets



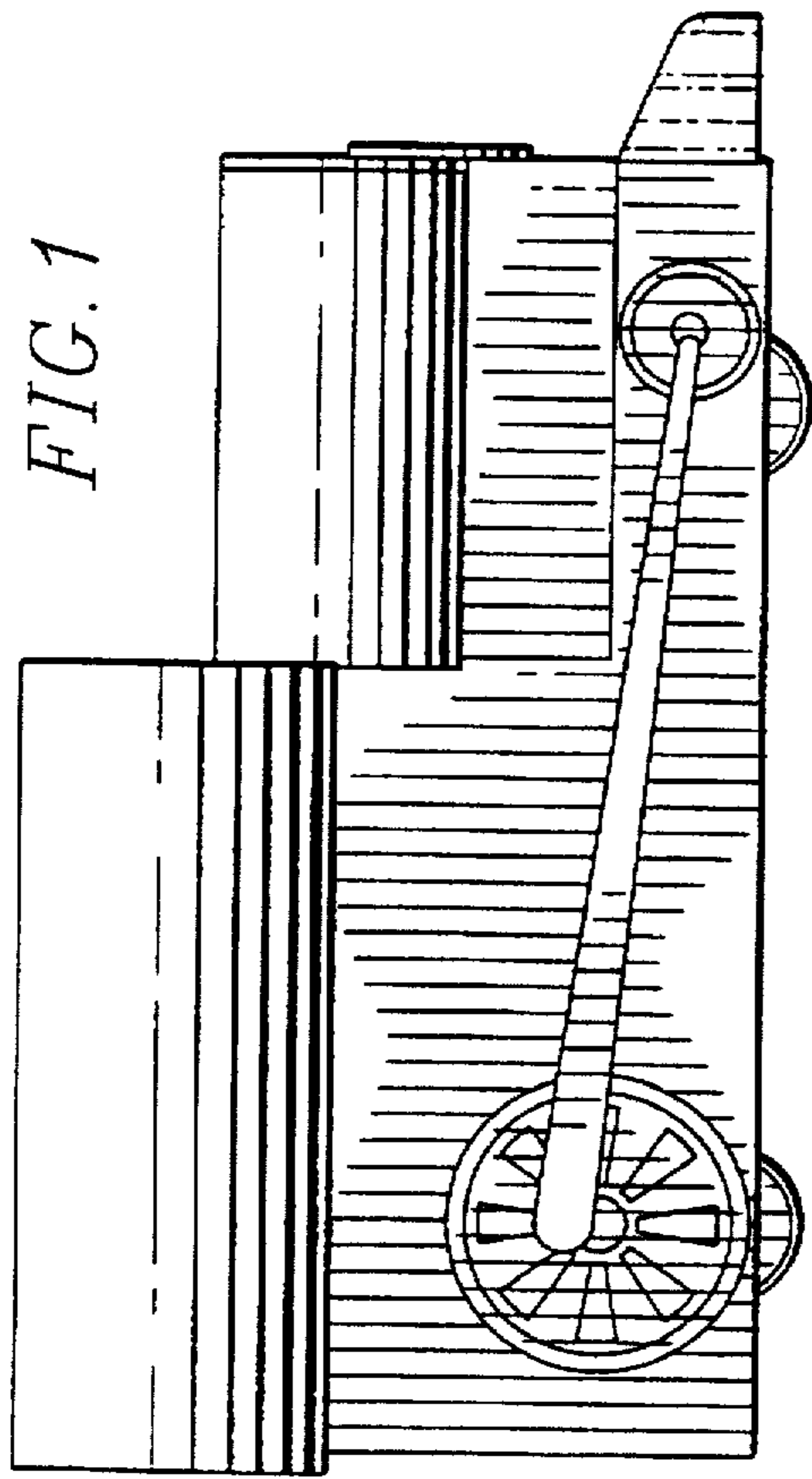


FIG. 1

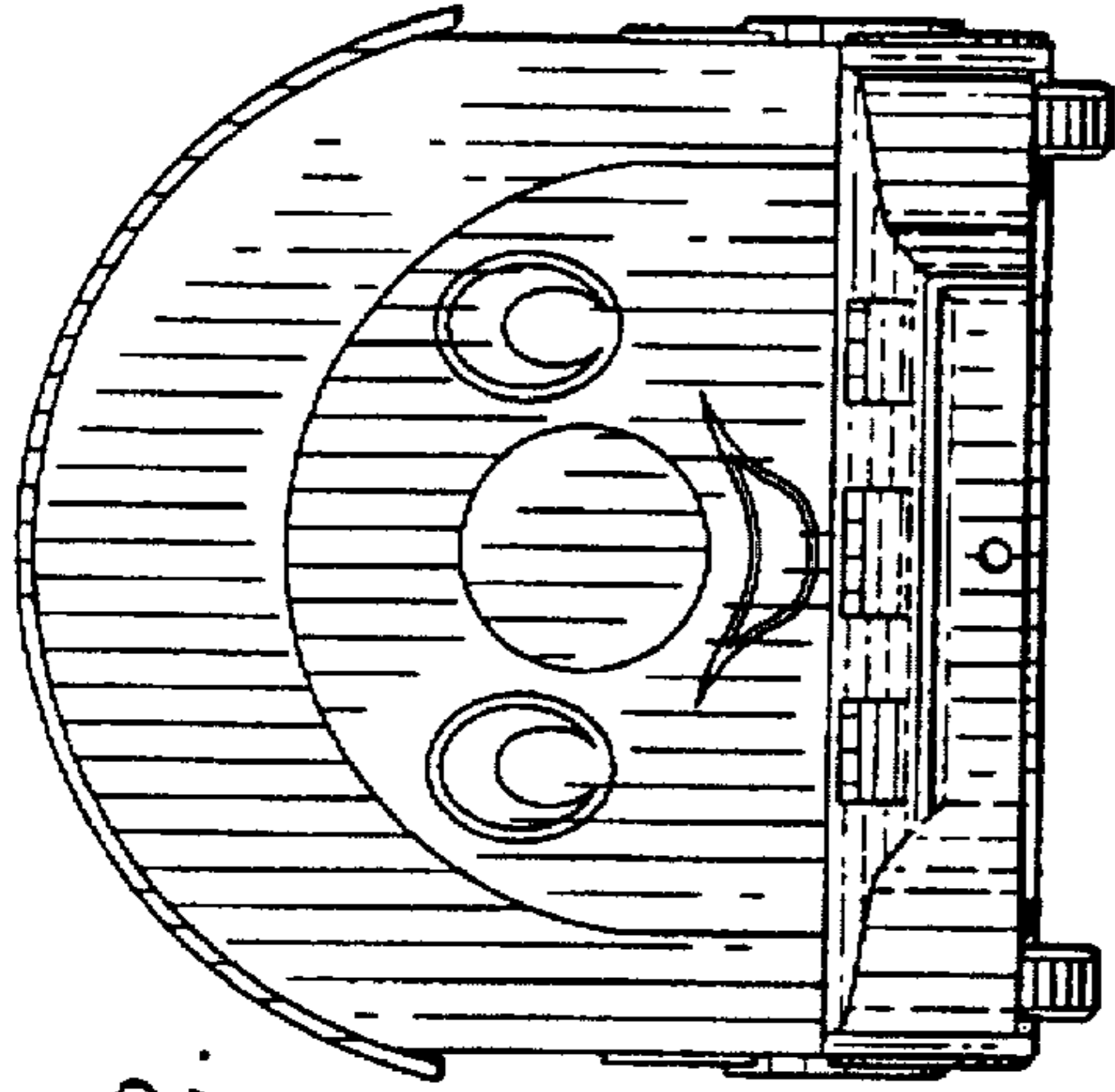


FIG. 2.

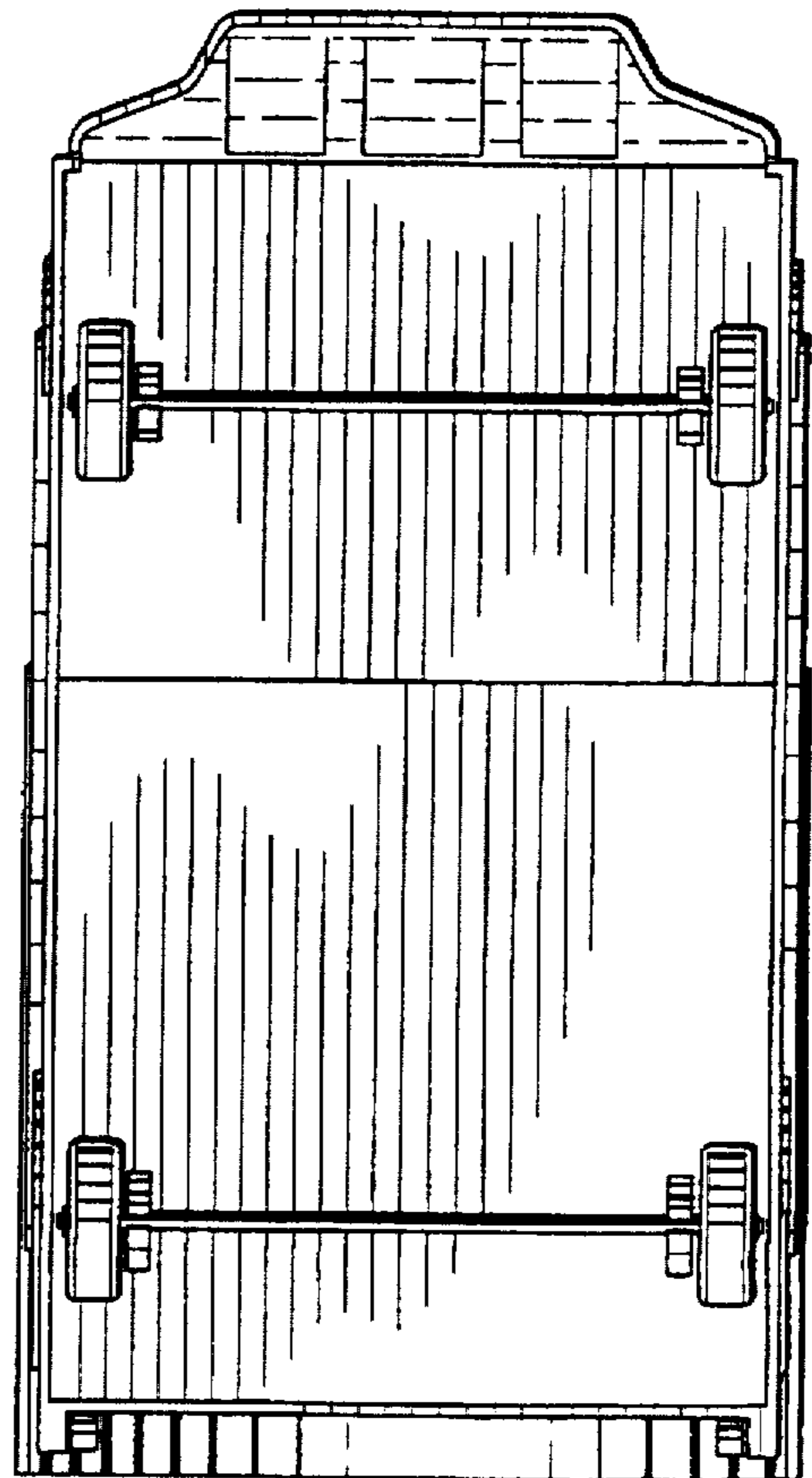


FIG. 4.




FIG. 3.

FIG. 5.




FIG. 6.




FIG. 7.

