



US00D388128S

United States Patent [19]
Young

[11] **Patent Number: Des. 388,128**
[45] **Date of Patent: **Dec. 23, 1997**

[54] **COMBINED MULTIPLE SHEET TARGET PRACTICE BOARD WITH STAND**

[76] **Inventor: Linda S. Young, 8321 Middle Rd, Ooltewah, Tenn. 37363**

[**] **Term: 14 Years**

[21] **Appl. No.: 46,326**

[22] **Filed: Nov. 13, 1995**

[51] **LOC (6) Cl. 21-01**

[52] **U.S. Cl. D21/6**

[58] **Field of Search D21/1-6, 11; 273/407, 273/388, 348, 386, 385, 359, 416, 409, 355, 181 R**

[56] **References Cited**

U.S. PATENT DOCUMENTS

- D. 276,449 11/1984 Morrion et al. D21/6
- D. 329,665 9/1992 Carroll D21/5
- D. 344,765 3/1994 Miller, Jr. D21/5
- D. 360,655 7/1995 Buczolic, Jr. D21/5

- 1,186,098 6/1916 Horst D21/5 X
- 2,538,118 1/1951 Miller 273/407
- 2,605,104 7/1952 Hamrick 273/386
- 3,542,365 11/1970 Gantz 273/407
- 4,629,188 12/1986 Mahieu 273/407 X
- 4,913,389 4/1990 McCracken 273/407 X

Primary Examiner—Prabhakar G. Deshmukh

[57] **CLAIM**

The ornamental design for a combined multiple sheet target practice board with stand, as shown and described.

DESCRIPTION

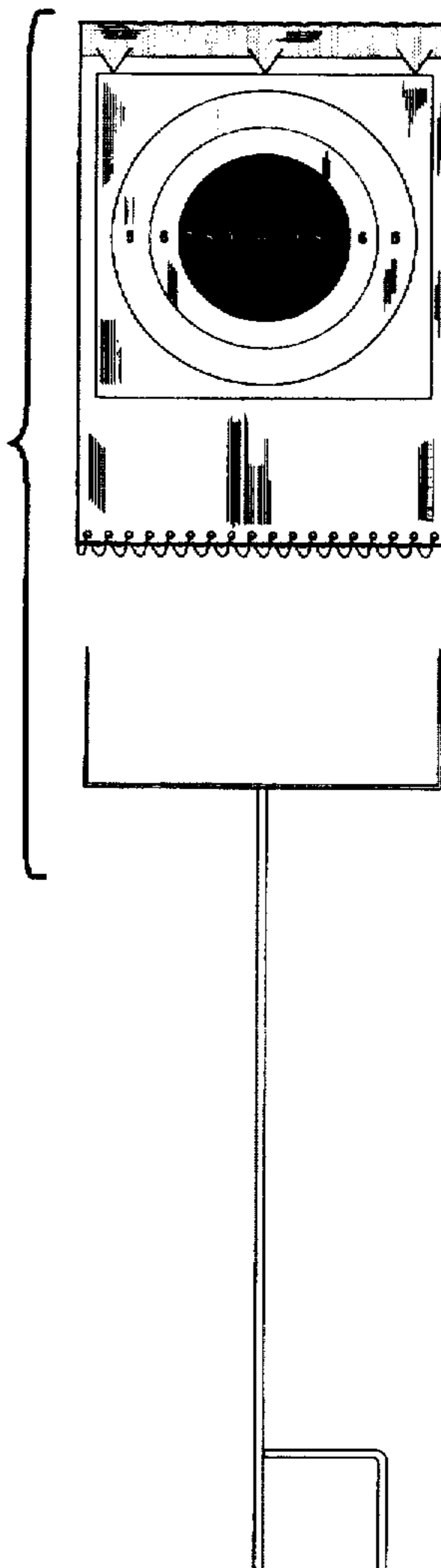
FIG. 1 is an exploded front elevational view of a combined multiple sheet target practice board with stand showing my new design;

FIG. 2 is a front elevational view thereof; with the board mounted on the target stand;

FIG. 3 is a rear elevational view thereof; and,

FIG. 4 is an exploded rear perspective view thereof.

1 Claim, 4 Drawing Sheets



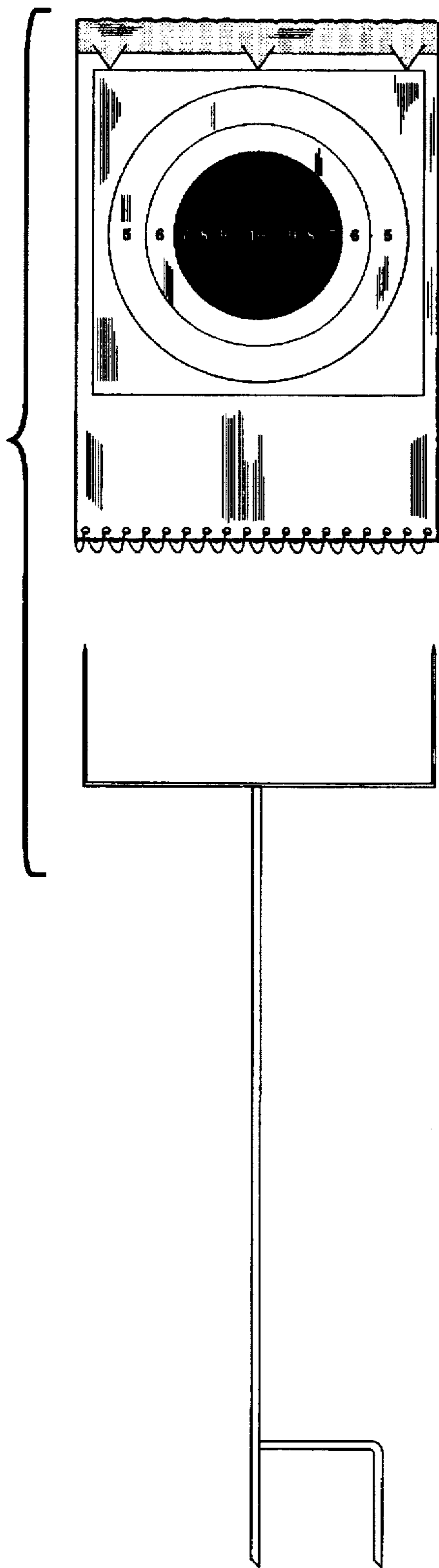


FIGURE 1




FIGURE 2




FIGURE 3

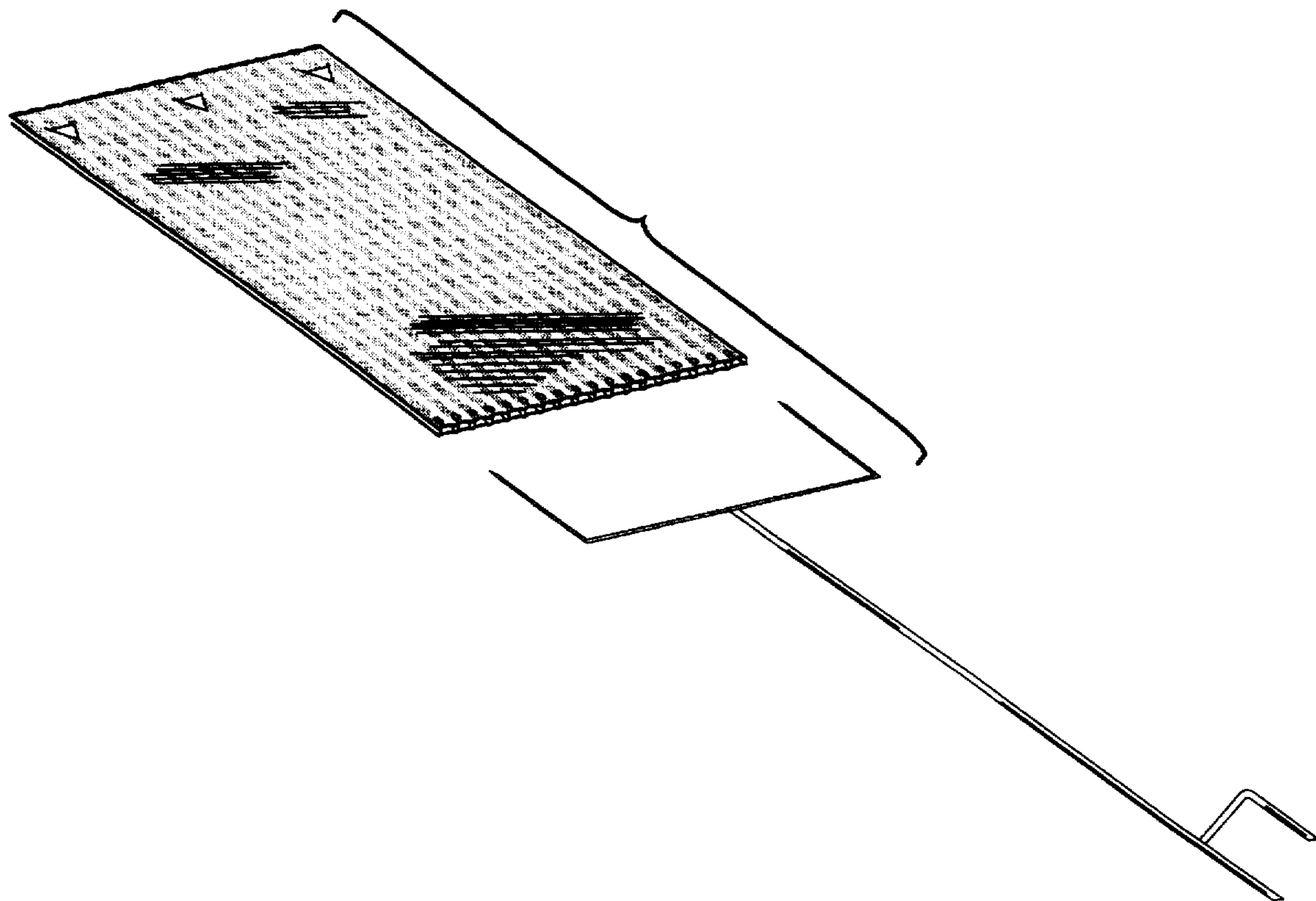


FIGURE 4