



US00D388121S

United States Patent [19] Gomez

[11] Patent Number: Des. 388,121

[45] Date of Patent: **Dec. 23, 1997

[54] NOTES HOLDER

[76] Inventor: Victor J. Gomez, 5 Howe St., North Haven, Conn. 06473

[**] Term: 14 Years

[21] Appl. No.: 52,789

[22] Filed: Apr. 5, 1996

[51] LOC (6) Cl. 19-02

[52] U.S. Cl. D19/90; D19/86

[58] Field of Search D19/65, 75, 78, D19/86, 90, 91, 95, 99, 100; 211/10, 11, 13, 40, 45, 41, 50, 55; 206/425, 387

[56] References Cited

U.S. PATENT DOCUMENTS

D. 207,823	5/1967	Eskew	D19/90	X
D. 213,737	4/1969	Kohles	D19/90	
D. 274,919	7/1984	Basaldua, Jr.	D19/90	X
D. 313,430	1/1991	Evenson	D19/90	
4,512,480	4/1985	Evenson	211/11	
4,629,067	12/1986	Pavlik et al.	206/425	
4,657,146	4/1987	Walters	211/41	
4,712,679	12/1987	Lowe	206/387	
5,215,198	6/1993	Sutton	211/40	

OTHER PUBLICATIONS

Horders Catalog #56 ©1952, p. 26, see items E8-566 and K5-C31—left of pg.

Primary Examiner—Martie Thompson
Attorney, Agent, or Firm—Delio & Peterson, LLC

[57] CLAIM

The ornamental design for a notes holder, as shown.

DESCRIPTION

FIG. 1 is a front elevational view of the notes holder according to the present design;

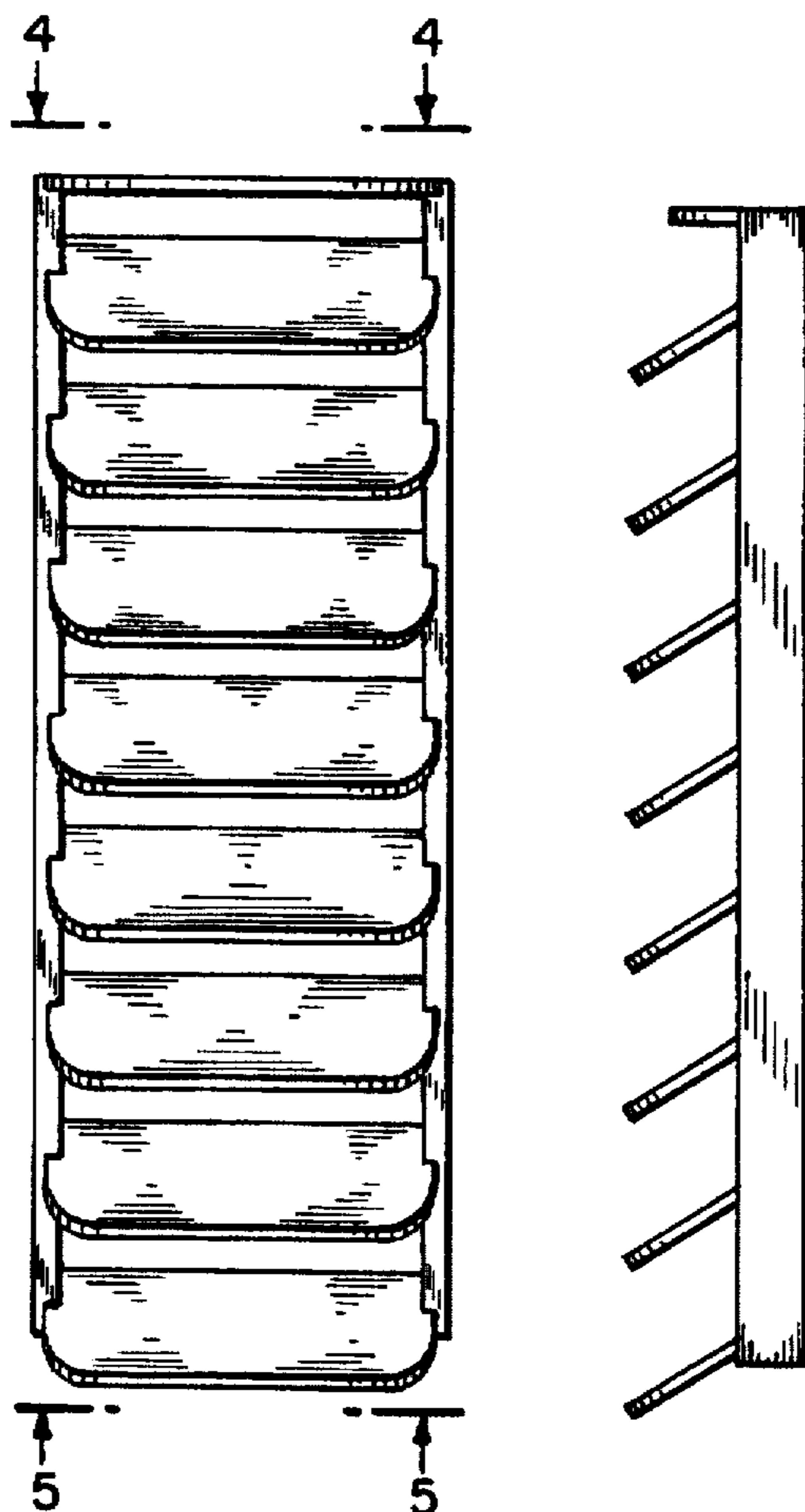
FIG. 2 is a side elevational view of the notes holder looking from the right end of FIG. 1, the view looking from the left end of FIG. 1 being substantially identical;

FIG. 3 is a rear elevational view of the notes holder shown in FIG. 1;

FIG. 4 is a top view of the notes holder shown in FIG. 1 taken along line 4—4 of FIG. 1; and,

FIG. 5 is a bottom view of the notes holder shown in FIG. 1 taken along line 5—5 of FIG. 1.

1 Claim, 1 Drawing Sheet



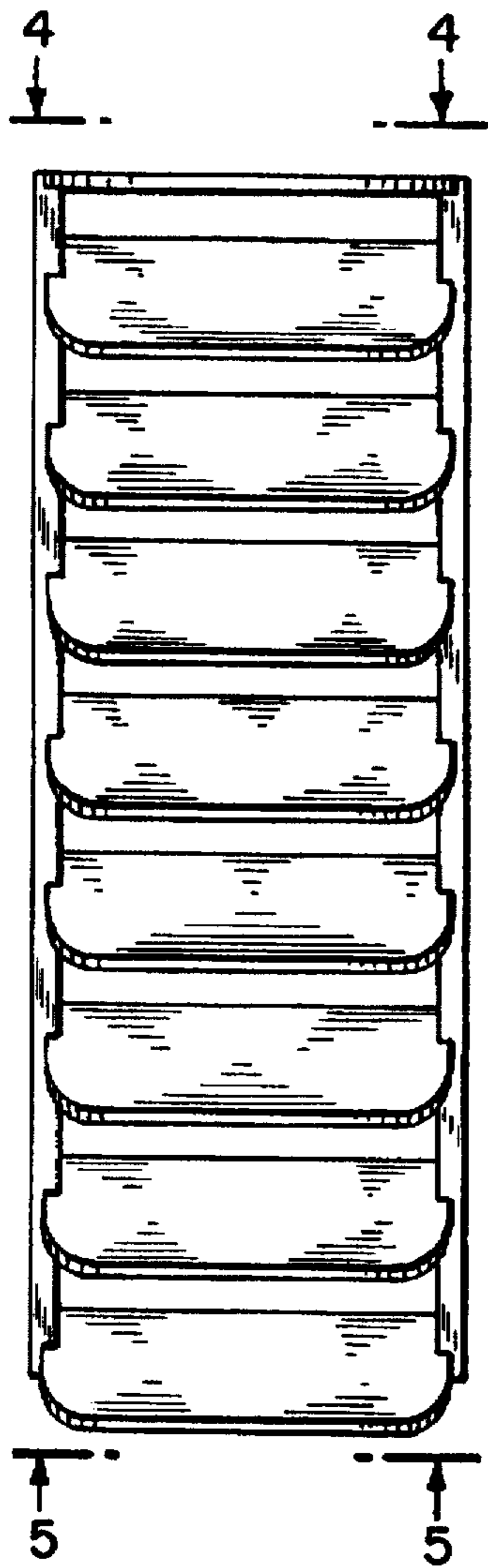


FIG. 1




FIG. 2

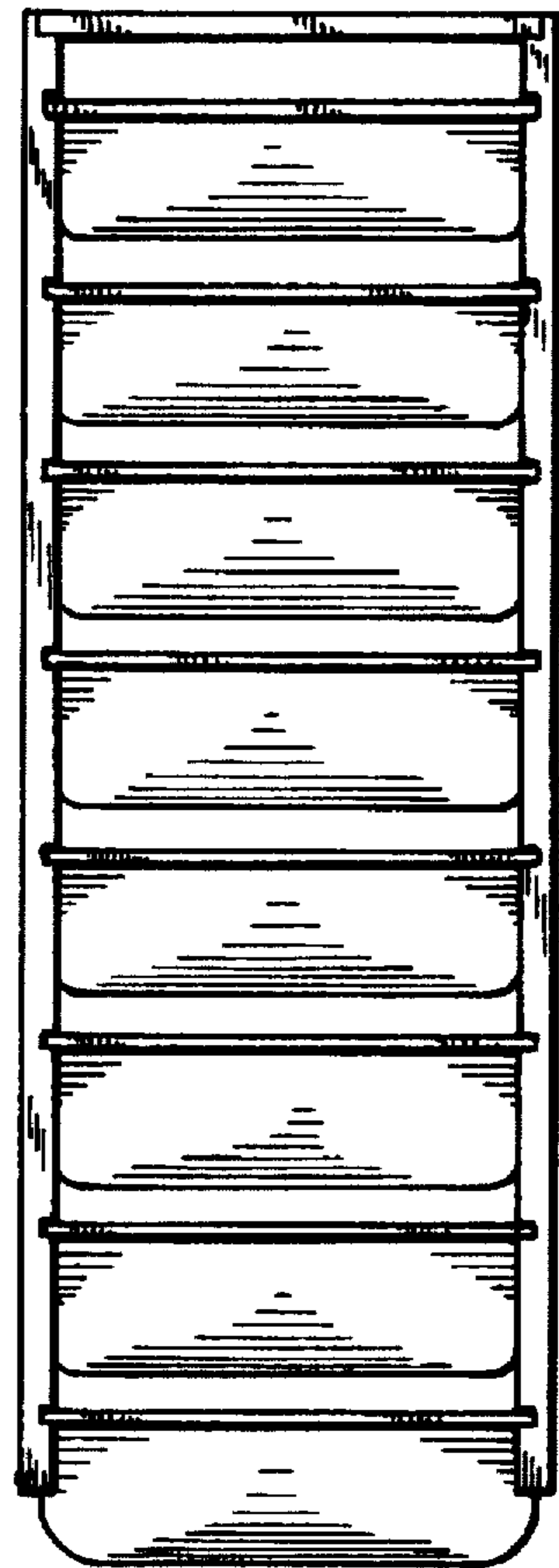


FIG. 3




FIG. 4




FIG. 5