



US00D388115S

United States Patent [19]

Celaschi et al.

[11] Patent Number: **Des. 388,115**

[45] Date of Patent: ****Dec. 23, 1997**

[54] **EAR PROTECTOR FOR EYEGLASSES**

[76] Inventors: **David M. Celaschi; Suzanne M. Celaschi**, both of 60103 Agate Rd., Bend, Oreg. 97702

[**] Term: **14 Years**

[21] Appl. No.: **49,398**

[22] Filed: **Nov. 9, 1995**

[51] LOC (6) Cl. **16-06**

[52] U.S. Cl. **D16/338; D16/339**

[58] Field of Search D16/300, 306, D16/309, 323, 324, 330, 338, 339, 341; 351/41, 44, 51, 52, 111, 114, 117, 118, 119, 121, 122, 151, 158

[56] **References Cited**

U.S. PATENT DOCUMENTS

D. 322,446	12/1991	Bell, Jr.	D16/335
D. 341,609	11/1993	Lloyd	D16/335
D. 342,081	12/1993	Fynan	D16/335
1,265,511	5/1918	Poeton	351/122

3,684,356	8/1972	Bates	351/122
4,251,302	2/1981	Leonard et al.	351/122
4,666,272	5/1987	Dobson	351/122
4,826,309	5/1989	Vanneste	351/114
5,054,903	10/1991	Jannard et al.	351/122
5,440,355	8/1995	Ross	351/122

Primary Examiner—Raphael Barkai
Attorney, Agent, or Firm—Harpman & Harpman

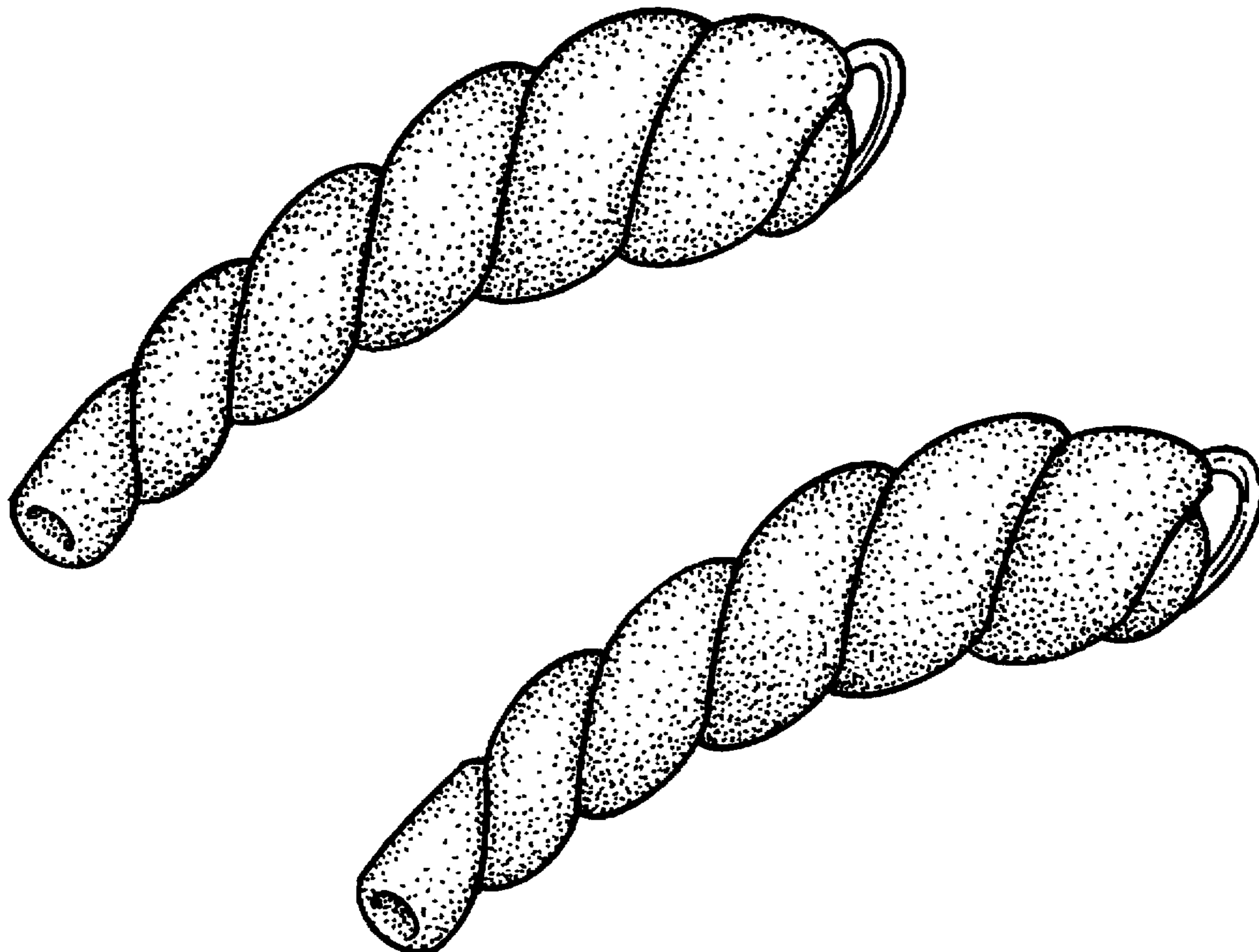
[57] **CLAIM**

The ornamental design for a ear protector for eyeglasses, as shown and described.

DESCRIPTION

FIG. 1 is a front, top and side perspective view of the ear protector for eyeglasses embodying the design of the present invention;
FIG. 2 is a front elevational view thereof;
FIG. 3 is a rear elevational view thereof;
FIG. 4 is a right side elevational view thereof;
FIG. 5 is a left side elevational view thereof;
FIG. 6 is a top plan view thereof; and,
FIG. 7 is a bottom plan view thereof.

1 Claim, 3 Drawing Sheets



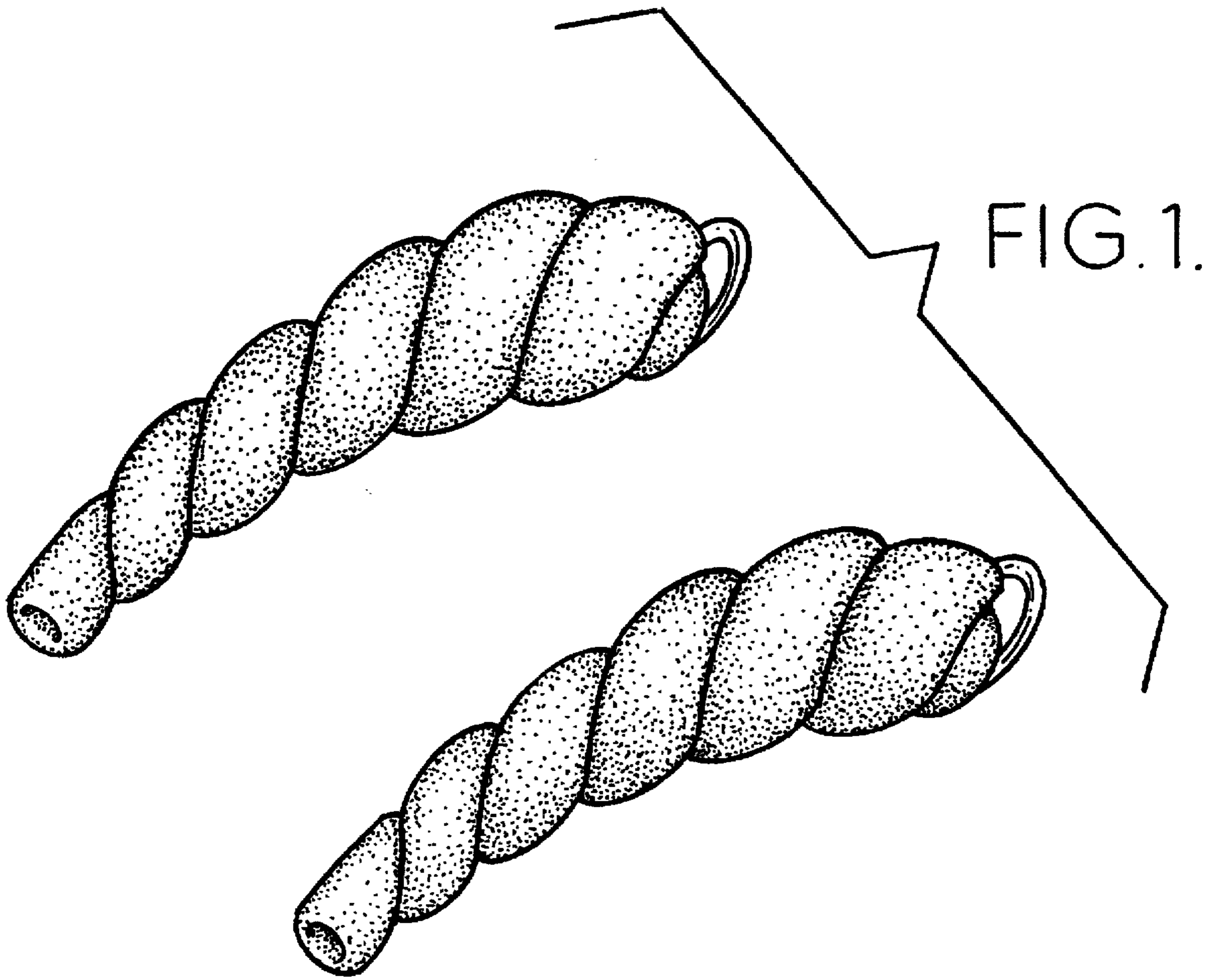


FIG. 5.

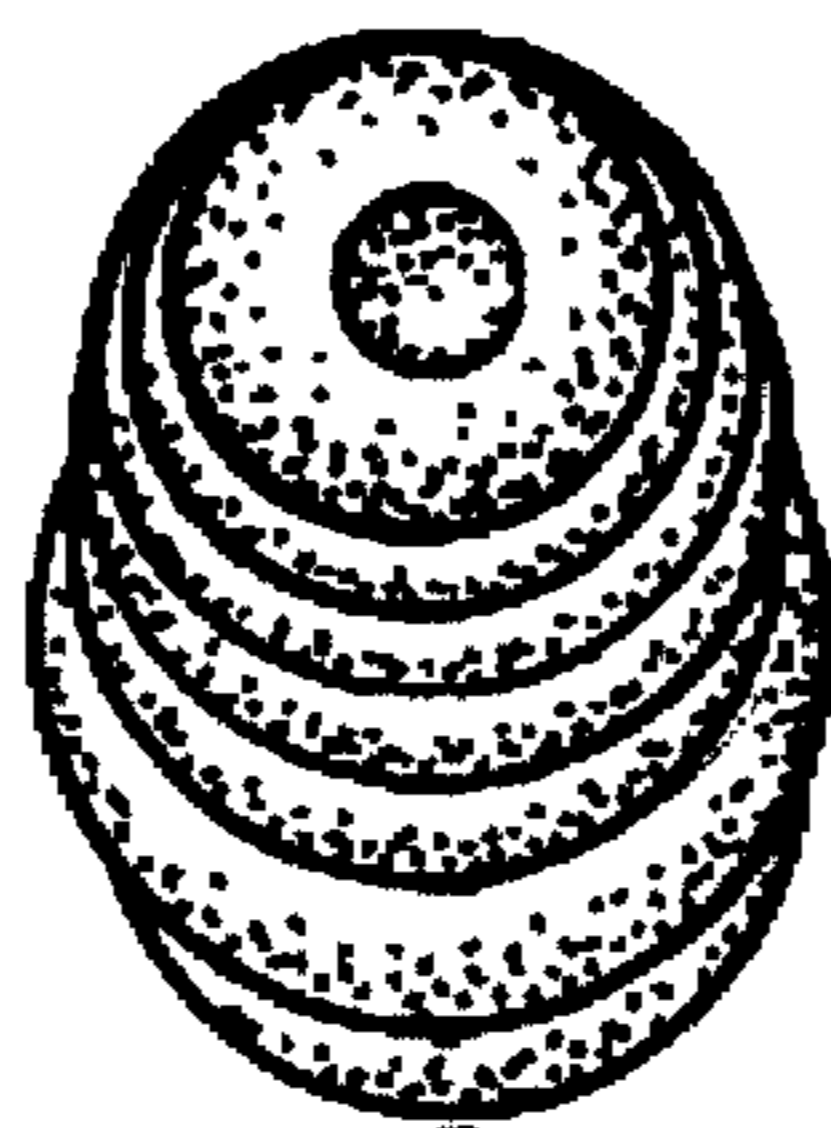



FIG. 2.

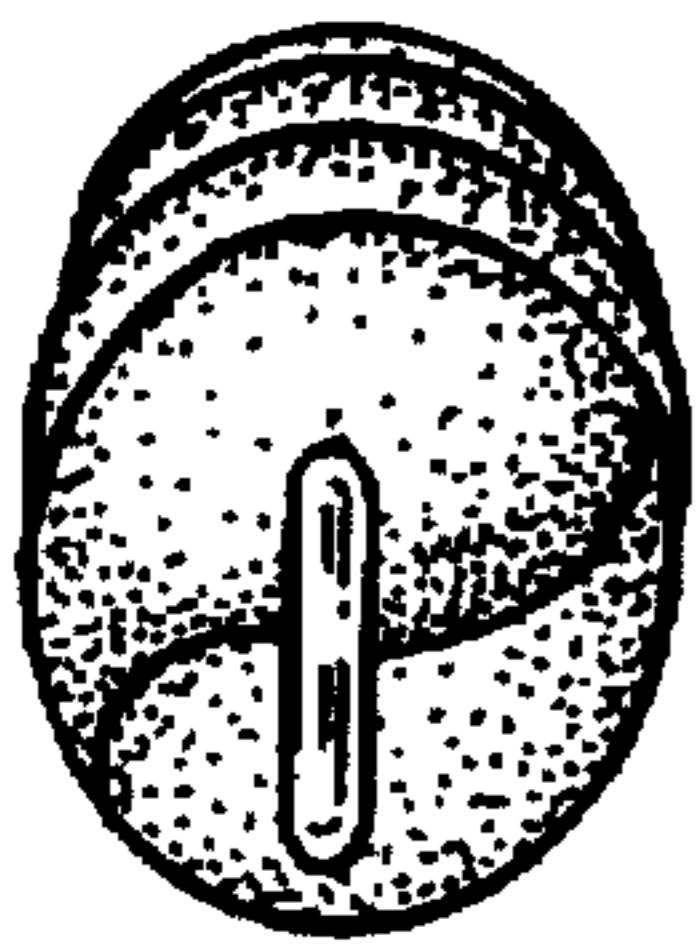


FIG. 3.

FIG. 4.




FIG. 6.

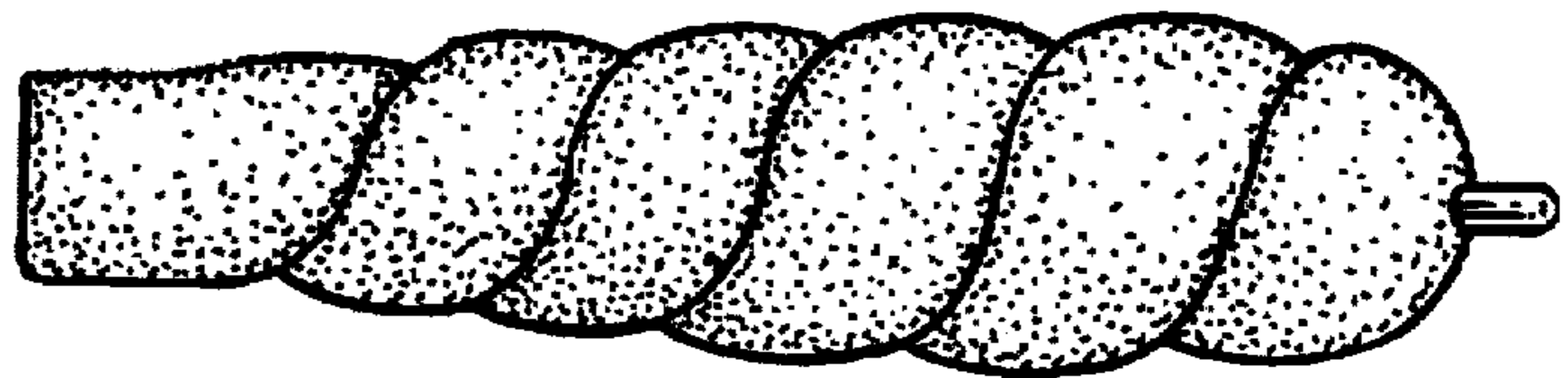


FIG. 7.

