

US00D388108S

United States Patent [19]

Kloss

[11] Patent Number: **Des. 388,108**

[45] Date of Patent: ****Dec. 23, 1997**

[54] CAMERA WITH ALARM

[76] Inventor: **Charles W. Kloss**, 12960 SW. Hart Rd.,
Beaverton, Oreg. 97008

[**] Term: **14 Years**

[21] Appl. No.: **63,351**

[22] Filed: **Nov. 7, 1996**

[51] LOC (6) Cl. **16-01**

[52] U.S. Cl. **D16/208; D16/200**

[58] Field of Search **D10/106; D16/200-205,
D16/208, 216, 217, 218; 224/908; 396/427,
429, 434, 535-543**

D. 224,982	10/1972	Conner	D16/200
D. 248,237	6/1978	Fukuda	D16/209
D. 261,371	10/1981	Lewis	D10/106
D. 270,643	9/1983	Alie et al.	D16/200
D. 296,551	7/1988	Mizogui	D16/202
D. 323,179	1/1992	Leonard et al.	D16/200
2,186,611	1/1940	Martin	D16/200
4,888,605	12/1989	Matsumoto	396/429
5,155,474	10/1992	Park et al.	396/429

Primary Examiner—Philip S. Hyder
Assistant Examiner—Adir Aronovich
Attorney, Agent, or Firm—William S. Lovell

[57] CLAIM

The ornamental design for a camera, as shown and described.

DESCRIPTION

FIG. 1 is a top plan view of the camera comprising the invention;
FIG. 2 is a bottom plan view of the camera of FIG. 1;
FIG. 3 is a front elevation view of the camera of FIG. 1;
FIG. 4 is a rear elevation view of the camera of FIG. 1;
FIG. 5 is a side elevation view of the camera of FIG. 1 from a first side;
FIG. 6 is a side elevation view of the camera of FIG. 1 from a second side; and
FIG. 7 is a perspective view of the camera of FIG. 1.

1 Claim, 2 Drawing Sheets

[56] References Cited

U.S. PATENT DOCUMENTS

D. 88,116	10/1932	Teague .	
D. 119,931	4/1940	Drotning .	
D. 122,008	8/1940	Bressler .	
D. 140,909	4/1945	Hutchison, Jr. .	
D. 154,850	8/1949	Hertzler .	
D. 157,848	3/1950	Dreyfuss .	
D. 161,409	1/1951	Bachi D16/208
D. 176,980	2/1956	Hodgman D16/200
D. 180,797	8/1957	Maierhofer D16/200
D. 187,116	1/1960	Knowles D16/205
D. 190,692	6/1961	Sho et al. D16/205
D. 216,162	11/1969	Grosso D16/213

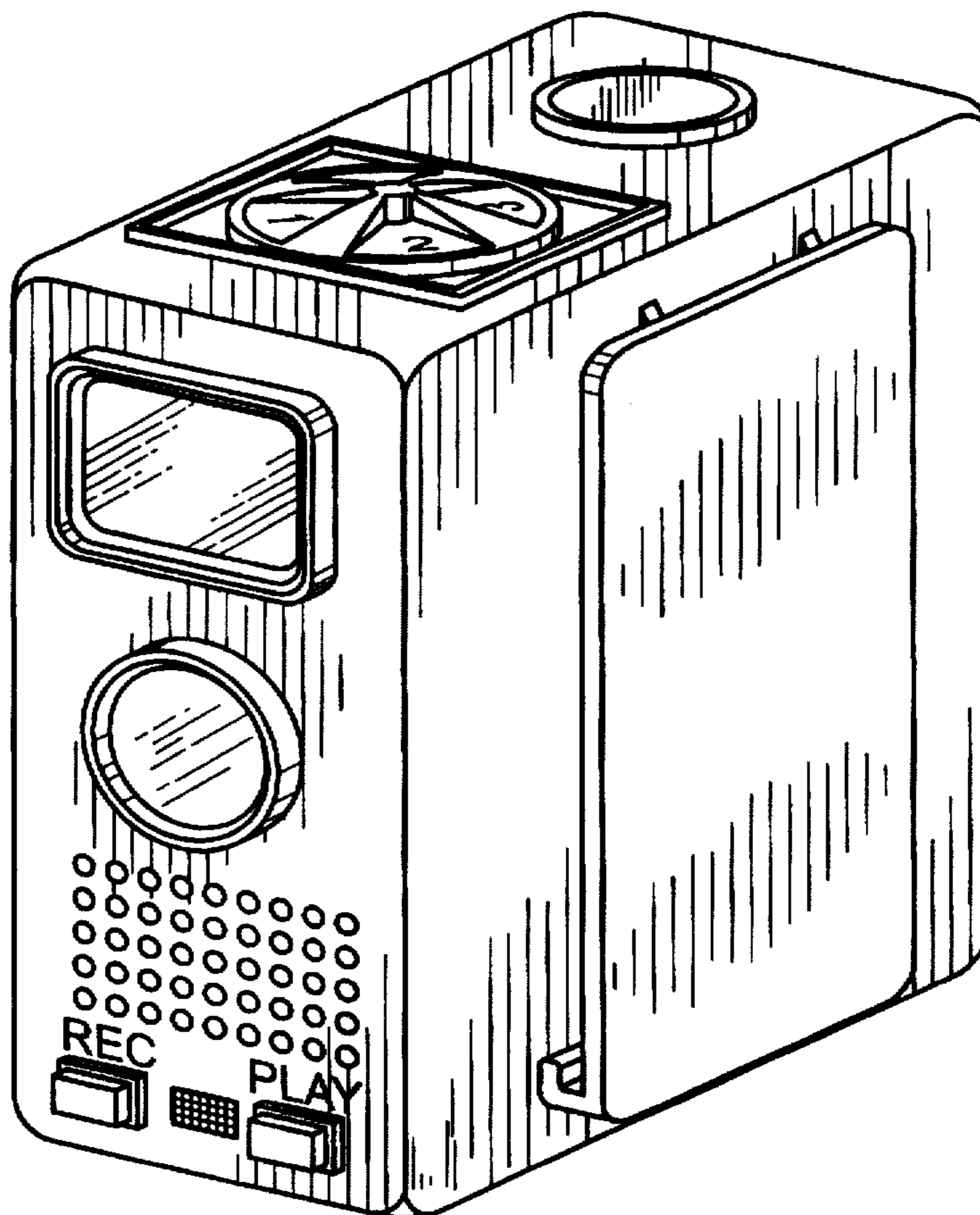


Fig. 1




Fig. 2

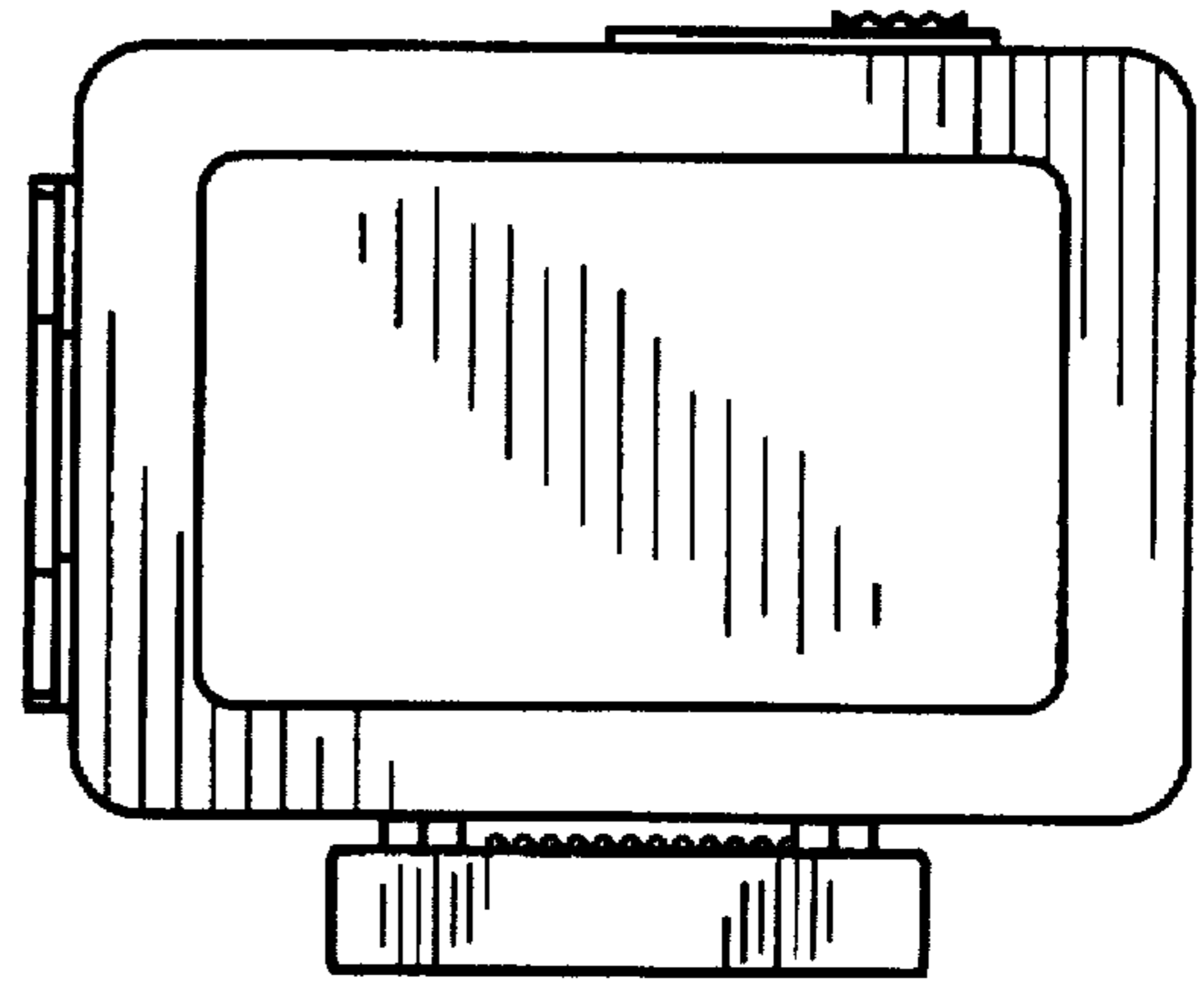


Fig. 5

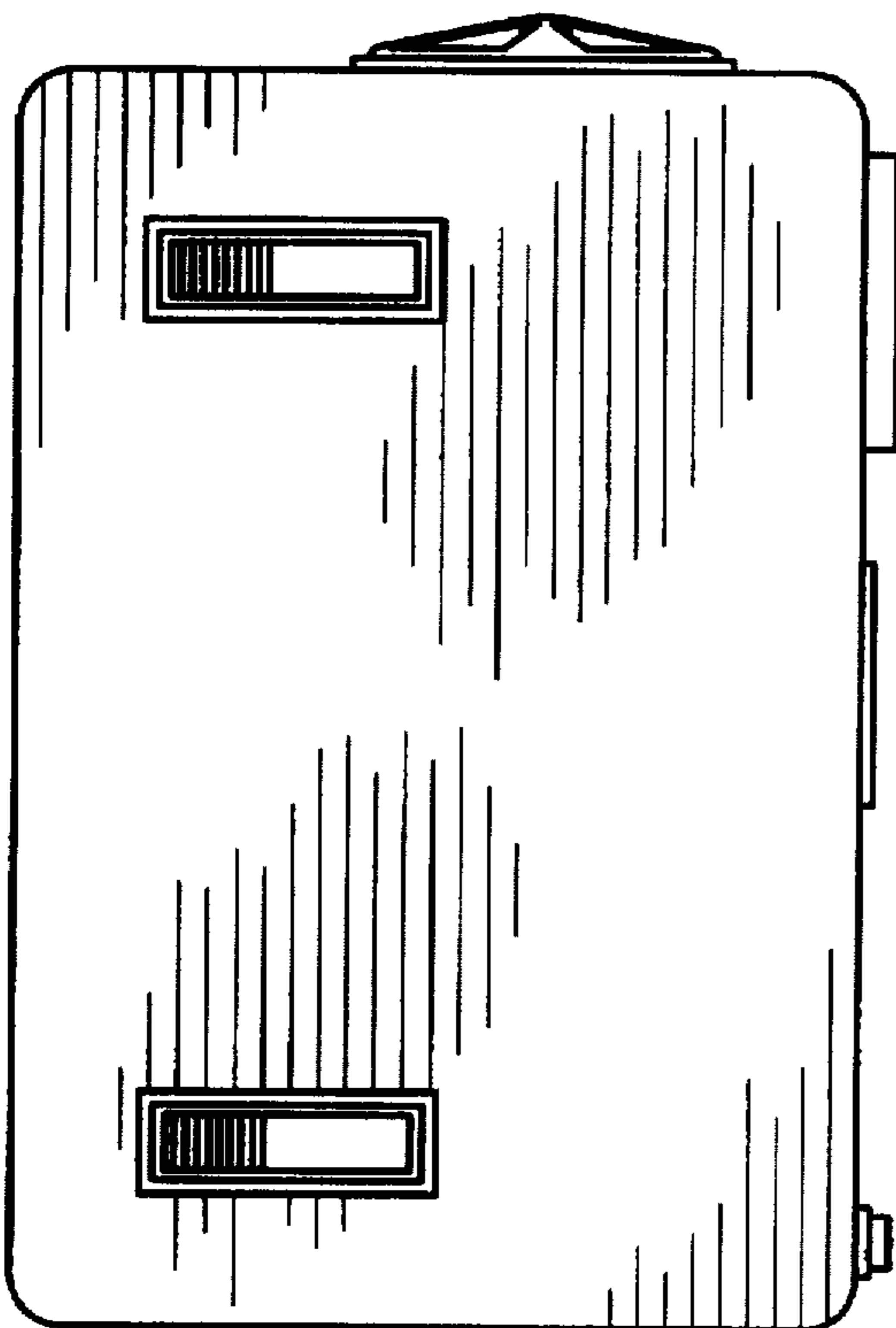


Fig. 3

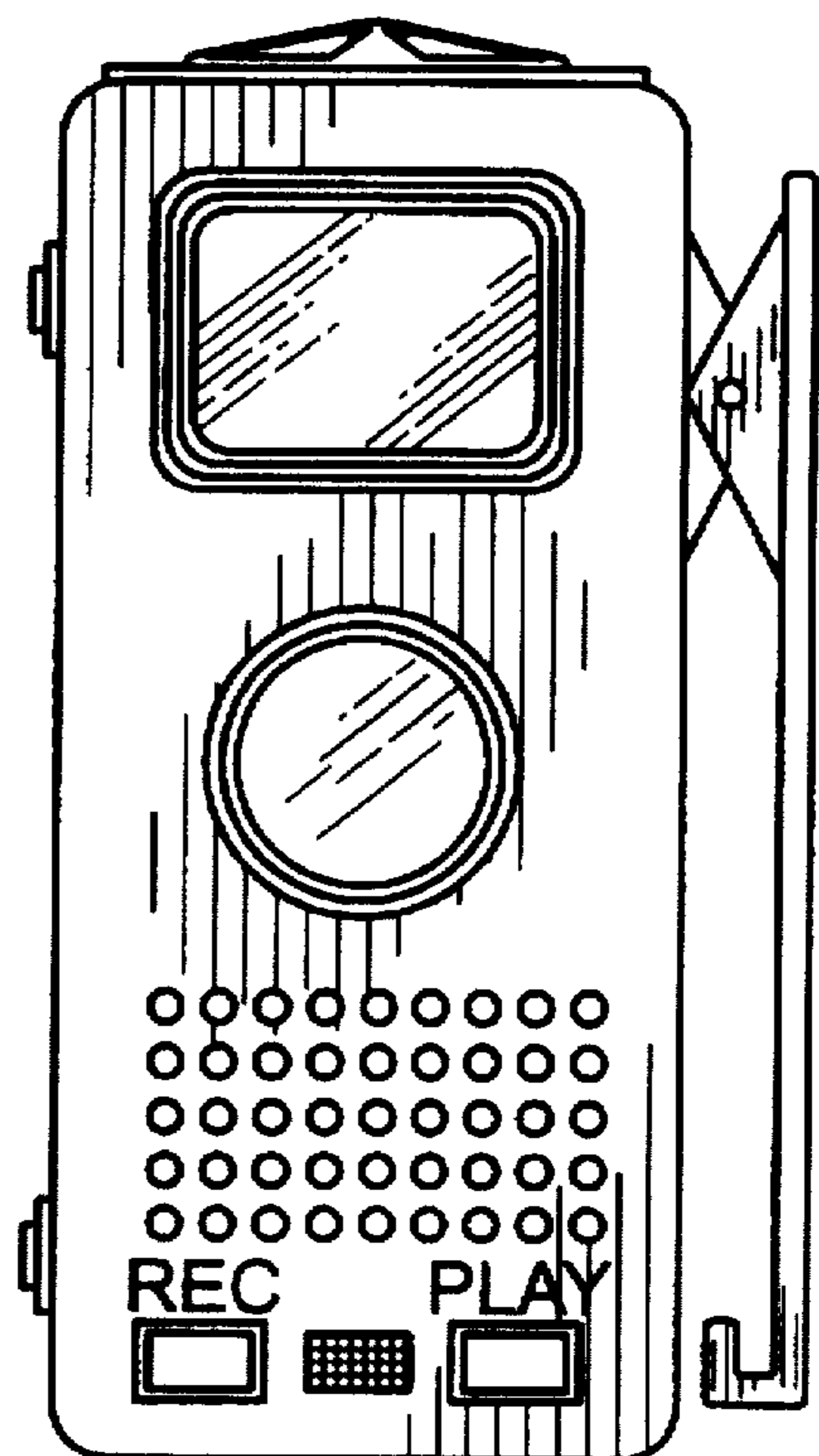


Fig. 7

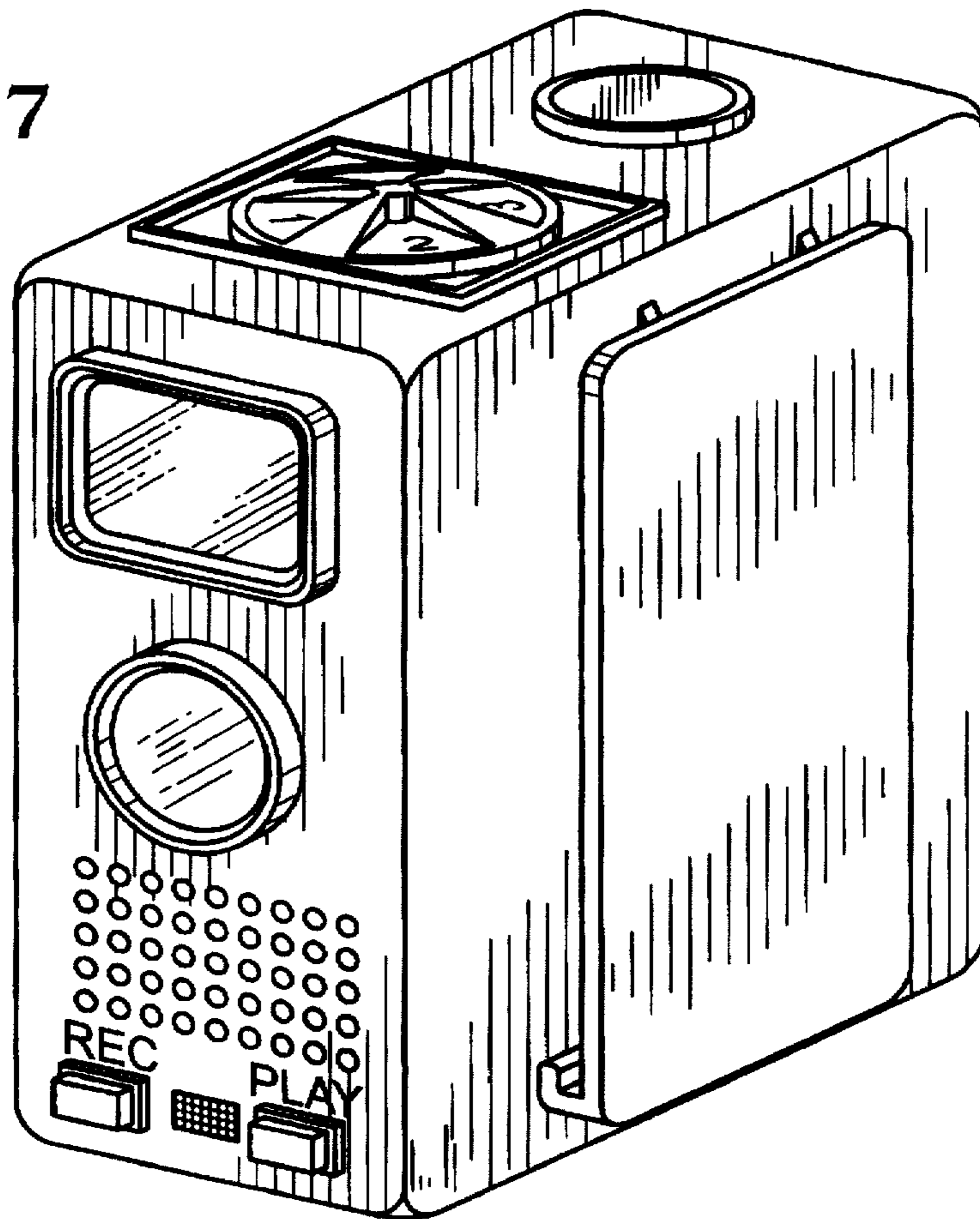


Fig. 6

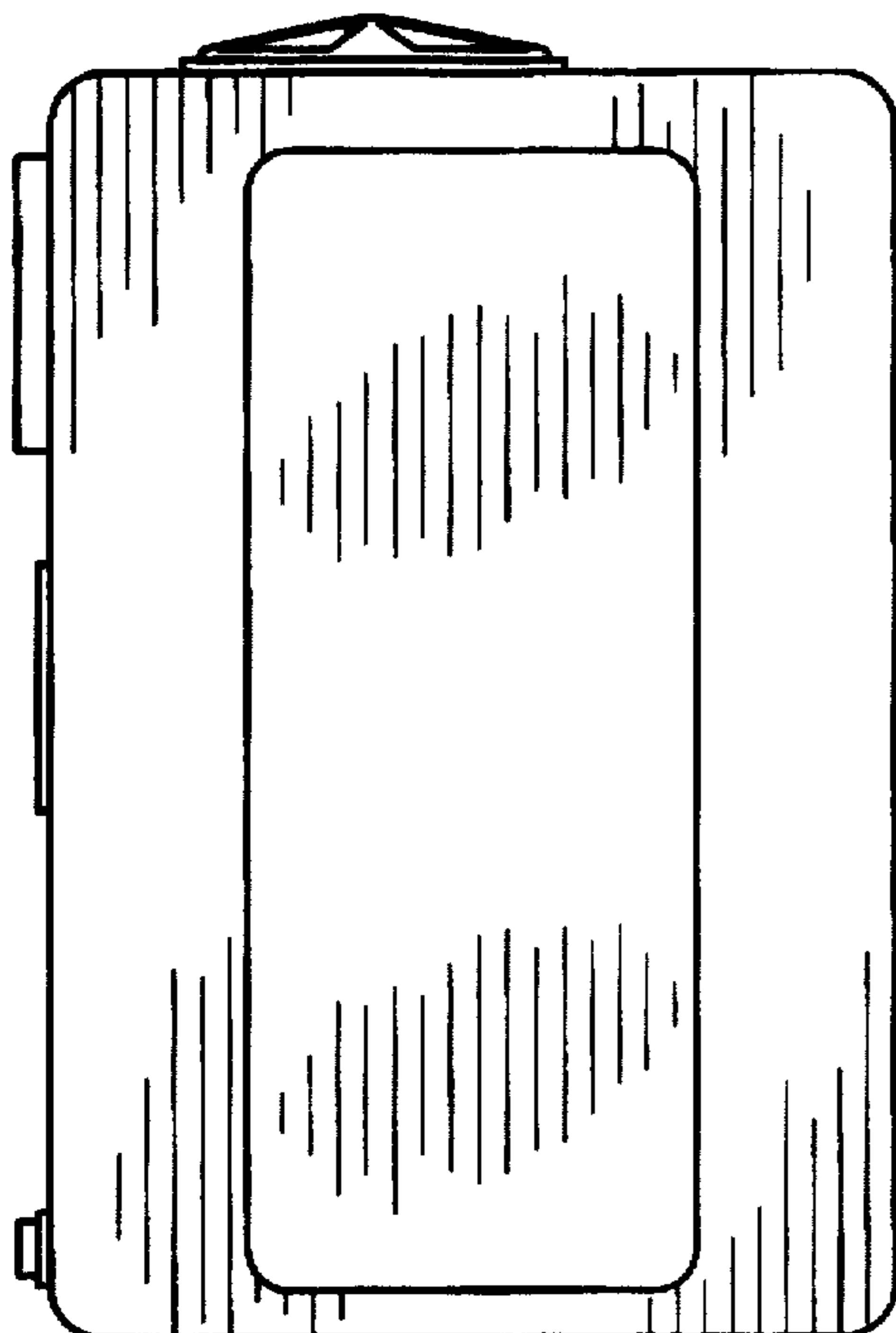


Fig. 4

